

## CrossBeats Blaze B1000

# CrossBeats Blaze B1000 5.1 Home Theatre Soundbar System

User Manual

## INTRODUCTION

This manual provides comprehensive instructions for the setup, operation, and maintenance of your CrossBeats Blaze B1000 5.1 Home Theatre Soundbar System. Please read this manual thoroughly before using the product to ensure proper functionality and to maximize your audio experience. Keep this manual for future reference.



*Image: The CrossBeats Blaze B1000 5.1 Home Theatre Soundbar System components.*

## WHAT'S IN THE BOX

---

Carefully unpack all items and ensure the following components are present:

- Blaze Soundbar
- Subwoofer
- Satellite Speakers (2 units)
- Remote Control
- Power Cable
- User Manual (this document)

## SETUP

---

Follow these steps to set up your CrossBeats Blaze B1000 system:

1. **Placement:** Position the soundbar centrally below your television. Place the subwoofer on the floor, ideally near the soundbar. Position the satellite speakers to the left and right of your listening area for optimal surround sound. The soundbar can also be wall-mounted.
2. **Connect Satellite Speakers:** Connect the satellite speakers to the designated ports on the subwoofer.
3. **Connect Subwoofer:** The subwoofer connects to the soundbar via a wired connection. Ensure a secure connection.
4. **Connect to TV/Source:** Choose your preferred audio connection method (HDMI ARC, Optical, AUX, or USB) and connect the soundbar to your television or audio source.
5. **Power Connection:** Connect the power cable to the soundbar and then plug it into a power outlet.
6. **Power On:** Press the power button on the soundbar or the remote control to turn on the system.

# Multiport Connectivity

Fully comatiable with your needs



*Image: Multiport connectivity options on the soundbar.*

## OPERATING INSTRUCTIONS

### Power On/Off

Press the **Power** button on the remote control or the soundbar to turn the system on or off.

## Input Selection

Use the **MODE** button on the remote control or the soundbar to cycle through available input sources: HDMI ARC, USB, AUX, Bluetooth, and Optical.

## Volume Control

Adjust the master volume using the **Volume +** and **Volume -** buttons on the remote control or the soundbar.

## Sound Modes

The Blaze B1000 offers three distinct sound modes optimized for different content types. Select these modes using the remote control:

- **Music Mode:** Enhances musical playback with balanced audio.
- **Movie Mode:** Optimizes audio for cinematic experiences, emphasizing dialogue and effects.
- **News Mode:** Focuses on vocal clarity, ideal for news broadcasts or talk shows.



*Image: Sound mode selection on the remote control.*

## Bass and Treble Adjustment

Utilize the dedicated bass and treble adjustment buttons on the remote control to fine-tune the audio output to your preference.

# Master Remote control

## EQ mode switching



Music



Movies



News



Bass Adjustment

Treble Adjustment

*Image: Master remote control with EQ and tone adjustments.*

## Bluetooth Pairing

To pair a Bluetooth device:


1. Switch the soundbar to Bluetooth mode.
2. Enable Bluetooth on your device (smartphone, tablet, etc.).
3. Search for "CrossBeats Blaze B1000" in your device's Bluetooth settings.
4. Select to pair. Once connected, the soundbar will indicate successful pairing.

## FEATURES

- **5.1 Channel Surround Sound:** Experience immersive audio with a soundbar, dedicated subwoofer, and two satellite speakers.
- **525W Powerful Sound Output:** Delivers robust and clear audio for an enhanced home theatre experience.
- **Quad Driver Setup:** The soundbar features multiple drivers for precise sound reproduction.



- **Dedicated Digital Signal Processor (DSP):** Optimizes audio signals for rich, high-fidelity sound and true-to-life sound optimization.



## Signature Sound with Dedicated **Digital Signal Processor**



Rich cinema  
grade sound



High - fidelity  
signal processing



True-to-life  
sound optimization

*Image: Dedicated Digital Signal Processor (DSP).*

- **6.5-inch Power Subwoofer:** Provides deep and impactful bass.

# 6.5" Power subwoofer



*Image: 6.5-inch power subwoofer.*

- **Multiport Connectivity:** Supports HDMI ARC, USB, AUX, Bluetooth, and Optical inputs for versatile connection options.
- **Adjustable Equalizer:** Customize bass and treble levels via the remote control.

## MAINTENANCE

To ensure the longevity and optimal performance of your soundbar system, follow these maintenance guidelines:

- **Cleaning:** Use a soft, dry cloth to clean the surfaces of the soundbar, subwoofer, and satellite speakers. Avoid using liquid cleaners, aerosols, or abrasive materials, as they may damage the finish.
- **Ventilation:** Ensure that the ventilation openings on the subwoofer and soundbar are not blocked. Proper airflow prevents overheating.
- **Placement:** Avoid placing the system in direct sunlight, near heat sources, or in areas with high humidity or dust.
- **Power Off:** When not in use for extended periods, disconnect the power cable from the wall outlet.

## TROUBLESHOOTING

If you encounter issues with your CrossBeats Blaze B1000, refer to the following common problems and solutions:

- **No Power:**
  - Ensure the power cable is securely connected to both the soundbar and a working power outlet.
  - Check if the power outlet is functional by plugging in another device.
- **No Sound:**
  - Verify that the correct input source is selected on the soundbar.
  - Check all audio cables (HDMI ARC, Optical, AUX) for secure connections.
  - Ensure the volume is not muted or set too low on both the soundbar and the connected device (e.g., TV).
  - If using Bluetooth, ensure the device is properly paired and within range.
- **Distorted Sound:**
  - Reduce the volume to see if distortion decreases.
  - Check audio cable connections for any damage or loose fit.
  - Ensure the audio source is not sending a distorted signal.
- **Remote Control Not Working:**
  - Ensure there are no obstructions between the remote and the soundbar.
  - Replace the batteries in the remote control.
  - Point the remote directly at the soundbar's sensor.

If the issue persists after attempting these troubleshooting steps, please contact customer support.

SPECIFICATIONS

Feature	Specification
Model Name	Blaze B1000
Speaker Type	Soundbar, Subwoofer, Satellite
Surround Sound Channel Configuration	5.1
Speaker Maximum Output Power	525 Watts
Connectivity Technology	Auxiliary, Bluetooth, HDMI ARC, Optical, USB
Bluetooth Version	5.4
Bluetooth Range	10 Metres
Subwoofer Diameter	6.5 Inches
Tweeter Diameter	1 Inches
Signal-to-Noise Ratio	85 dB
Frequency Response	20000 KHz



Power Source	Corded Electric
Product Dimensions	8.9D x 90W x 6.5H Centimeters
Item Weight	7.5 Kilograms
Mounting Type	Wall Mount, Table Top
Control Method	Remote
Material	Acrylonitrile Butadiene Styrene (ABS), Metal, Polycarbonate (PC), Wood

## WARRANTY AND SUPPORT

### Warranty Information

The CrossBeats Blaze B1000 5.1 Home Theatre Soundbar System comes with a **1 Year Brand Warranty** from the date of purchase. This warranty covers manufacturing defects and issues arising from normal use. Please retain your proof of purchase for warranty claims.




### Customer Support




For technical assistance, warranty claims, or any other inquiries, please contact CrossBeats customer support. Refer to the contact information provided on the official CrossBeats website or your purchase documentation.



© 2025 CrossBeats. All rights reserved.

### Related Documents - Blaze B1000

	<p><a href="#">CROSSBEATS LUMEX VISTA User Manual - Setup, Features, and Settings</a></p> <p>Comprehensive user manual for the CROSSBEATS LUMEX VISTA projector. Learn about setup, safety instructions, product overview, remote control, settings, screen mirroring, app usage, connectivity options, and troubleshooting.</p>
	<p><a href="#">Crossbeats Orbit Infinite Smartwatch User Manual: Features, Setup, and Usage Guide</a></p> <p>Comprehensive user manual for the Crossbeats Orbit Infinite smartwatch. Learn about its features, how to set it up, connect to your phone, use health monitors, sports modes, and more.</p>
	<p><a href="#">Orbit Styl User Manual - Crossbeats</a></p> <p>User manual for the Crossbeats Orbit Styl smartwatch, detailing its features, setup, and usage, including health monitoring, sports modes, and connectivity.</p>

	<p><a href="#">Crossbeats Orbit APEX Smartwatch User Manual</a></p> <p>Comprehensive user manual for the Crossbeats Orbit APEX smartwatch, detailing its overview, special features, installation, charging, connectivity, various functionalities like health monitoring, sports tracking, notifications, and other features. Includes setup instructions and a disclaimer.</p>
	<p><a href="#">CROSSBEATS LUMEX Projector User Manual: Setup, Features, and Settings</a></p> <p>Comprehensive user manual for the CROSSBEATS LUMEX projector, covering setup, safety instructions, remote control, settings, connectivity options, media playback, screen mirroring, and troubleshooting.</p>
	<p><a href="#">CrossBeats ATOM User Manual: Features, Pairing, and Controls</a></p> <p>Comprehensive user manual for the CrossBeats ATOM true wireless earbuds. Learn about features, power management, Bluetooth pairing, LED indicators, charging, reset procedures, and touch controls.</p>