

[Manuals.plus](#) /

› [Voitek](#) /

› Voitek TH20s Over-Ear Bluetooth Headphones User Manual

Voitek TH20s

Voitek TH20s Over-Ear Bluetooth Headphones User Manual

Model: TH20s

INTRODUCTION

The Voitek TH20s Over-Ear Bluetooth Headphones are designed to provide an immersive audio experience with versatile connectivity options. Featuring dual 50mm and six 20mm drivers, these headphones deliver crystal-clear highs and deep bass. With Bluetooth 5.3 and a 3.5mm AUX input, they offer both wireless freedom and reliable wired performance. The lightweight, foldable design and comfortable memory foam ear cushions make them ideal for extended use, whether for music, gaming, or calls.



Image: Voistek TH20s Over-Ear Bluetooth Headphones in black, shown with the included 3.5mm audio cable and USB-C charging cable.


WHAT'S IN THE BOX

- 1x Voistek TH20s Over-Ear Bluetooth Headphones
- 1x Portable Travel Case with Carabiner
- 1x 3.5mm Auxiliary Audio Cable
- 1x USB-C Charging Cable
- 1x User Manual

Voistek



4



6



3

5



2



1

1 TH20S Over-ear headphones

2 Portable case with a buckle

3 3.5mm audio cable

4 Product packaging

5 Type-C Charging cable

6 User Manual

Image: A visual representation of all items included in the Voistek TH20s package, including the headphones, portable case, 3.5mm audio cable, USB-C charging cable, and user manual.

PRODUCT FEATURES

Immersive Sound & Built-in Microphone

The TH20s headphones are equipped with a unique 8-driver system, featuring dual 50mm drivers for powerful bass and six 20mm drivers for crisp, clear highs. This configuration ensures a rich and immersive audio experience across various genres. The

integrated microphone allows for clear voice communication, making them suitable for online meetings, gaming, and hands-free calls.

Powerful Deep Bass

Driver units: $\Phi 50\text{mm} \times 2$ and $\Phi 20\text{mm} \times 6$
Powerful sound and crystal-clear details in every beat



Image: Close-up of the Voistek TH20s headphones with text indicating "Powerful Deep Bass" and driver unit specifications ($\Phi 50\text{mm} \times 2$ and $\Phi 20\text{mm} \times 6$).

Bluetooth 5.3 & Wired Connectivity

Enjoy seamless wireless audio with Bluetooth 5.3 technology, providing a stable and energy-efficient connection. For situations requiring a wired connection or when the battery is depleted, simply connect the included 3.5mm AUX cable. This dual-mode

functionality offers flexibility for all your listening needs.



Bluetooth 5.3
low-latency music/gaming

Bluetooth 5.3

**Has a 3.5mm
AUX jack for
wired use**
(audio cable included)

Image: Voistek TH20s headphones next to a laptop, illustrating Bluetooth 5.3 connectivity, and a separate image showing the 3.5mm AUX jack for wired use.

Your browser does not support the video tag.

Video: Demonstrates the features and usage of the Voistek TH20s Wireless Headphones, including wired and wireless connectivity, comfort, and portability.

Adjustable, Lightweight Comfort & Foldable Design

Crafted for comfort, the TH20s headphones feature an adjustable headband to fit various head shapes and soft memory foam ear cushions for prolonged listening sessions. Weighing only 0.38 lbs, they are remarkably lightweight. The foldable design allows for easy storage in the included waterproof travel pouch, making them highly portable for travel or daily commutes.

Voitek wireless headphones

Ergonomic design

Portable storage

1

① Foldable with storage case

Perfect for travel and outdoor use

2

② Flexible ear cushions

Comfortable, no pinching

3

③ Adjustable headband

Fits different head shapes





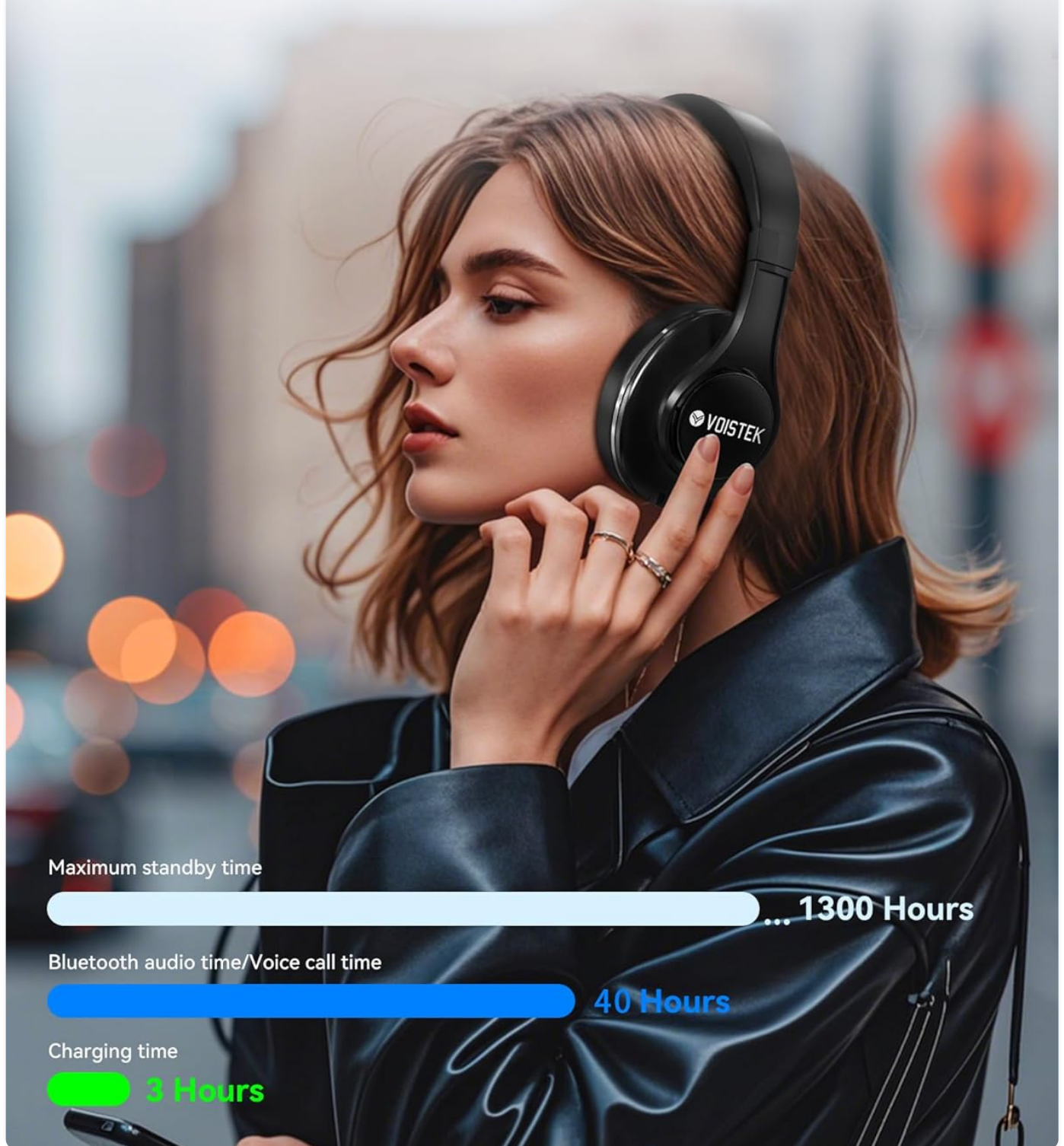
Image: Illustrates the ergonomic design of the Voitek TH20s headphones, highlighting their foldable nature for storage, flexible ear cushions, and adjustable headband.

Extended Battery Life

The TH20s headphones offer an impressive battery life of up to 40 hours of playtime on a single charge, ensuring your music or podcasts last through long trips or busy workdays.

LONG ENDURANCE

40-hour battery life keeps the fun going all day



Maximum standby time

... 1300 Hours

Bluetooth audio time/Voice call time

40 Hours

Charging time

3 Hours

Image: A person wearing Voistek TH20s headphones, with graphics indicating 40 hours of Bluetooth audio time/voice call time and 1300 hours of maximum standby time.

Multifunction Buttons

The headphones feature intuitive multifunction buttons on the earcup for easy control of volume, track selection, and call management.

Multifunction Buttons Easy to Use

Volume+

LED indicator

Previous track

MF button

Next track

Volume-



Image: Detailed view of the multifunction buttons on the earcup of the Voistek TH20s headphones, labeling Volume+, LED indicator, Previous track, MF button, Next track, and Volume-.

SETUP

1. Charging the Headphones

Before first use, fully charge your TH20s headphones.

1. Connect the USB-C charging cable to the charging port on the headphones.
2. Connect the other end of the USB-C cable to a compatible USB power source (e.g., wall adapter, computer USB port).
3. The LED indicator will show the charging status. A full charge takes approximately 1.5 to 2 hours.

2. Bluetooth Pairing

To connect your headphones wirelessly:

1. Ensure the headphones are charged and powered off.
2. Press and hold the Multifunction (MF) button until the LED indicator flashes blue and red, indicating pairing mode.
3. On your device (smartphone, tablet, computer), enable Bluetooth and search for available devices.
4. Select "Voistek TH20s" from the list.
5. Once connected, the LED indicator will turn solid blue or flash blue slowly.

3. Wired Connection

For a wired audio experience:

1. Insert one end of the 3.5mm auxiliary audio cable into the AUX port on the headphones.
2. Insert the other end into the 3.5mm audio jack of your device.
3. The headphones will automatically switch to wired mode.

OPERATING INSTRUCTIONS

Power On/Off

- **Power On:** Press and hold the MF button for 3 seconds.
- **Power Off:** Press and hold the MF button for 5 seconds.

Music Playback

- **Play/Pause:** Short press the MF button.
- **Next Track:** Short press the "Next Track" button (>).
- **Previous Track:** Short press the "Previous Track" button (<).
- **Volume Up:** Short press the "Volume+" button.
- **Volume Down:** Short press the "Volume-" button.

Call Management

- **Answer/End Call:** Short press the MF button.
- **Reject Call:** Press and hold the MF button for 2 seconds.
- **Redial Last Number:** Double-press the MF button.

MAINTENANCE

To ensure the longevity and optimal performance of your Voistek TH20s headphones, follow these maintenance guidelines:

- **Cleaning:** Use a soft, dry cloth to clean the earcups and headband. Do not use abrasive cleaners or solvents.
- **Storage:** When not in use, store the headphones in the provided portable travel case to protect them from dust, scratches, and impacts.
- **Temperature:** Avoid exposing the headphones to extreme temperatures (hot or cold) or high humidity.
- **Water Resistance:** While the travel pouch is waterproof, the headphones themselves are not designed to be submerged in water. Avoid direct contact with liquids.
- **Charging:** Do not overcharge the battery. Disconnect the charging cable once the headphones are fully charged.

TROUBLESHOOTING

| Problem | Possible Cause | Solution |
|-----------------------------|---|--|
| Headphones do not power on. | Low battery. | Charge the headphones fully using the provided USB-C cable. |
| Cannot pair via Bluetooth. | Headphones not in pairing mode; device Bluetooth off; interference. | Ensure headphones are in pairing mode (flashing blue/red LED). Turn off and on Bluetooth on your device. Move closer to the device. |
| No sound in Bluetooth mode. | Volume too low; not connected; incorrect audio output. | Increase headphone and device volume. Re-pair the headphones. Check device's audio output settings. |
| No sound in wired mode. | 3.5mm cable not fully inserted; faulty cable. | Ensure the 3.5mm cable is securely inserted into both the headphones and the audio source. Try a different 3.5mm cable if available. |
| Poor sound quality. | Low battery; out of Bluetooth range; audio source quality. | Charge headphones. Move closer to the Bluetooth device. Try a different audio source or file. |

SPECIFICATIONS

| Feature | Detail |
|-------------------------|--|
| Model Name | VS-TH20 (TH20s) |
| Connectivity Technology | Wireless (Bluetooth), Wired (3.5mm Jack) |
| Bluetooth Version | 5.4 |
| Audio Driver Type | Dynamic Driver |
| Audio Driver Size | 50 Millimeters (main), 20 Millimeters (additional) |
| Battery Life | Up to 40 Hours (Playtime) |
| Charging Time | 1.52 Hours |
| Earpiece Shape | Over-ear |
| Item Weight | 1.5 pounds (approx. 0.68 kg) |
| Material | Acrylonitrile Butadiene Styrene (ABS), Leather, Metal, Silicone |
| Special Features | Adjustable Headband, Fast Charging, Foldable, Lightweight, Surround Sound, Volume Control |
| Noise Control | Active Noise Cancellation, Environmental Noise Cancellation (as per product data, though feature bullets emphasize mic noise cancellation) |
| Frequency Response | 20000 Hz |
| Impedance | 32 Ohm |

WARRANTY AND SUPPORT

Voistek products are designed and manufactured to the highest quality standards. For information regarding warranty coverage, technical support, or customer service, please refer to the contact information provided on the product packaging or visit the official Voistek website.

Manufacturer: Voistek

