

## Manuals+

[Q & A](#) | [Deep Search](#) | [Upload](#)

manuals.plus /

- > [GUOANVISION](#) /
- > [GUOANVISION S800 Indoor Pan/Tilt Security Camera User Manual](#)

## GUOANVISION US-S800

# GUOANVISION S800 Indoor Pan/Tilt Security Camera User Manual

Your comprehensive guide to setting up, operating, and maintaining your GUOANVISION S800 Indoor Pan/Tilt Security Camera.

## 1. INTRODUCTION

The GUOANVISION S800 Indoor Pan/Tilt Security Camera is designed to provide comprehensive home monitoring with advanced features. This camera offers 5G/2.4G WiFi connectivity, smart motion tracking with auto-focus and zoom, HD night vision, two-way audio communication, and flexible storage options. It is an ideal solution for monitoring babies, pets, or general home security.



## 2. WHAT'S IN THE BOX

Please check the package contents to ensure all items are present:

- GUOANVISION S800 Indoor Pan/Tilt Security Camera
- Power Adapter
- Mounting Screw
- Instruction Manual (this document)

## 3. PRODUCT FEATURES

### Smart Motion Tracking & Auto-Focus and Zoom

The S800 camera features advanced AI-powered automatic tracking that follows human or pet movement. It automatically zooms in up to 3X on the moving object to capture detailed footage, ensuring no important moment is missed.

### Motion Tracking & Auto Zoom

Upon detection of a moving object, our camera automatically tracks it and emphasizes the details of the movement with a zoomed-in display




Image: Illustration of the camera's motion tracking and auto-zoom capability, focusing on a moving dog.

## 5G/2.4G WiFi & Intercom Communication

Enjoy stable and reliable connectivity with support for both 5G and 2.4G Wi-Fi networks, providing 360° coverage for your home. The built-in microphone and speaker enable clear two-way audio, allowing you to communicate with family members, children, or pets remotely.



Image: Depiction of the two-way audio feature, showing a parent communicating with a baby through the camera.

## HD Night Vision & Push Notification

Equipped with integrated IR, full-color, and double-light modes, the S800 provides clear night vision up to 30 feet. The camera records and sends instant alarm notifications to your phone upon detecting motion or sound, ensuring you are always aware of activity.


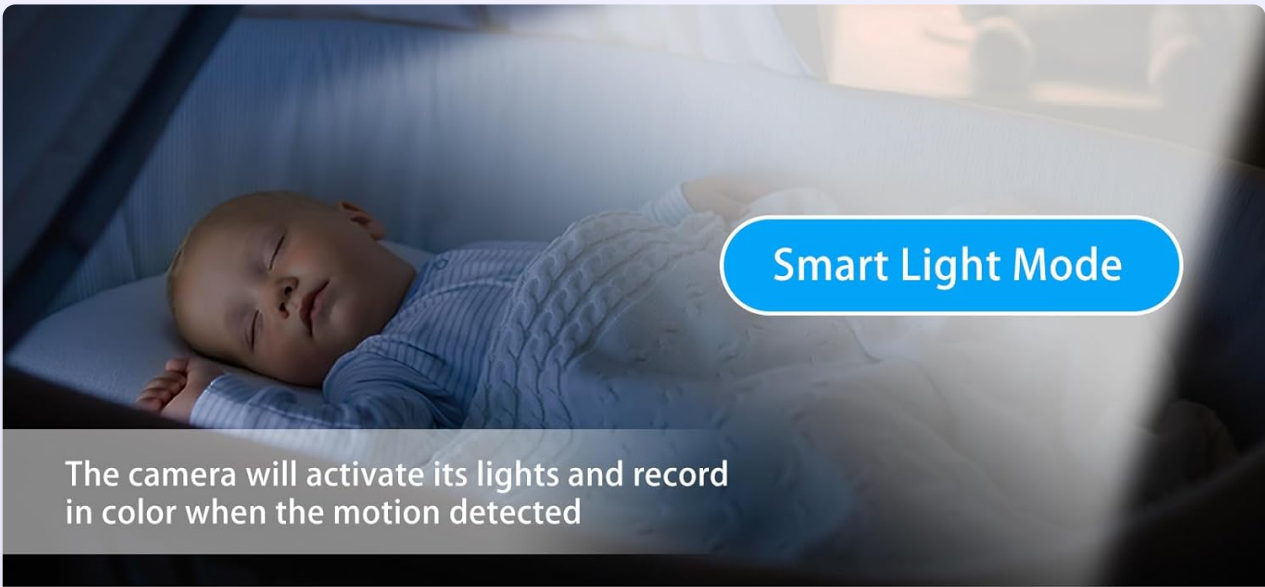



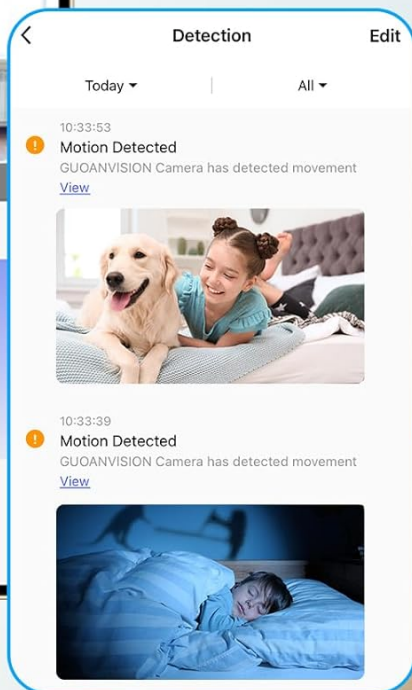
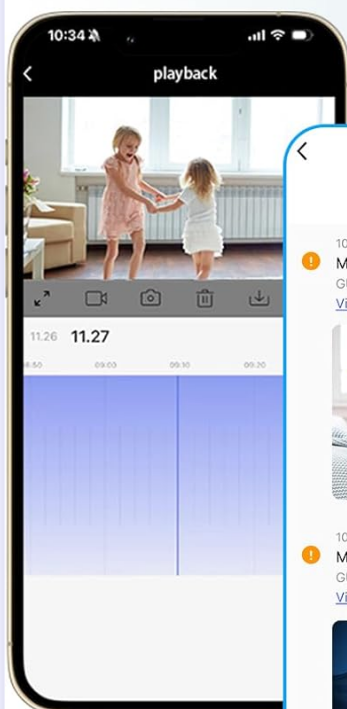
Image: Comparison of night vision modes (IR, Full Color, Smart Light) showing a baby in a crib.

## 24/7 Recording & SD/Cloud Storage

The camera supports continuous 24/7 recording. Video footage can be saved locally on a Micro SD card (up to 128GB, not included) or securely stored in the cloud. Advanced encryption technology protects your data, and you can easily share access with family members.

## TF Card & Safe Cloud

Supports 24-hour recording with TF card storage (not included,max up 128G) and secure cloud storage, giving you greater peace of mind.



TF Card Storage(Max up to 128G,Not Include)



Cloud Storage

Image: The camera with an illustration of SD card insertion and cloud storage icons, demonstrating storage options.

## 4. SETUP GUIDE

### 1. Download the GUOANVISION App

Search for "GUOANVISION" in your mobile app store (iOS App Store or Google Play Store) and download the official application. Alternatively, scan the QR code provided in the product packaging or on the GUOANVISION website.

## S800 Indoor WiFi Camera



5G/2.4G



Motion Tracking



Automatic Patrol



Intercom Communication



Pan &amp; Tilt



Auto Zoom



3 Night Vision



Instant Alert



Local/Cloud Storage



A Key Control

Download the  
Guanvision APP

Image: The S800 camera alongside a mobile phone displaying the GUOANVISION app download prompt.

### 2. Power On the Camera

Connect the provided power adapter to the camera's power input port and plug it into a wall outlet. The camera will power on and initiate its self-check sequence.

### 3. Add Device to App

Open the GUOANVISION app, create an account or log in. Follow the in-app instructions to add your new camera. Ensure your mobile device is connected to the same Wi-Fi network (2.4GHz or 5GHz) that you intend to connect the camera to.

### 4. Wi-Fi Connection

The app will guide you through connecting the camera to your home Wi-Fi network. This typically involves scanning a QR code generated by the app with the camera's lens or entering your Wi-Fi credentials directly.

### 5. Insert Micro SD Card (Optional)

If you wish to use local storage, gently insert a Micro SD card (up to 128GB, not included) into the designated slot on the camera. Ensure the camera is powered off before inserting or removing the SD card.

## 5. OPERATING INSTRUCTIONS

### Pan & Tilt Control

From the live view interface in the GUOANVISION app, use the directional controls to remotely pan (horizontal rotation) and tilt (vertical movement) the camera lens to adjust the viewing angle. The camera offers 250° horizontal and 115° vertical viewing angles.




Image: Diagram illustrating the camera's pan and tilt range within a living room setting.

## Two-Way Audio

Tap the microphone icon in the app's live view to activate two-way audio. You can speak through your phone, and your voice will be projected through the camera's speaker. Similarly, you can hear sounds from the camera's environment through your phone.

## Motion and Sound Detection Alerts

Enable motion and sound detection in the app settings to receive instant push notifications on your phone when activity is detected. The camera can also trigger a voice siren or light alarm for deterrence.



## Instant Alarm & 3X Zoom



Voice Siren



Light Alarm



Notification Push

Image: A mobile phone displaying an alarm notification, with the camera auto-zooming on a detected intruder.

### Night Vision Modes

The camera automatically switches to night vision in low-light conditions. You can select between IR Mode (black and white), Full Color Mode (requires sufficient ambient light or camera's light), or Double-Light Mode (activates white light for color vision upon detection).

### Recording and Playback

Access recorded footage through the app's playback feature. You can review events saved on the Micro SD card or in cloud storage. The timeline allows for easy navigation to specific times or detected events.

### Multi-User Sharing

Share access to your camera with family members or trusted individuals through the GUOANVISION app. This allows multiple users to view the live feed and recorded footage simultaneously.

### Multi-User Online Sharing

Supports multi-user online sharing and viewing. You can share the device with your family members and pay attention to home safety together.



Image: Illustration of multiple users viewing the camera feed on their mobile devices, emphasizing the sharing capability.

## 6. MAINTENANCE

- **Cleaning:** Use a soft, dry cloth to clean the camera lens and body. Do not use liquid cleaners or aerosols.
- **Placement:** Place the camera in a stable location, away from direct sunlight, heat sources, and excessive moisture.
- **Firmware Updates:** Regularly check the GUOANVISION app for firmware updates to ensure optimal performance and security.
- **Power Supply:** Always use the original power adapter provided with the camera.

## 7. TROUBLESHOOTING

Problem	Possible Solution
Camera offline/Cannot connect to Wi-Fi	<ul style="list-style-type: none"><li>◦ Ensure the camera is powered on and within range of your Wi-Fi router.</li><li>◦ Check if your Wi-Fi password is entered correctly in the app.</li><li>◦ Verify your router supports 2.4GHz or 5GHz (depending on what you're trying to connect to).</li><li>◦ Restart the camera and your router.</li><li>◦ If issues persist, try resetting the camera using the reset button (refer to Section 4, Step 5 for location).</li></ul>
Poor image quality	<ul style="list-style-type: none"><li>◦ Clean the camera lens with a soft, dry cloth.</li><li>◦ Ensure sufficient lighting in the environment, especially for full-color night vision.</li><li>◦ Check your internet connection speed; a slow connection can affect streaming quality.</li></ul>

Problem	Possible Solution
No motion/sound alerts	<ul style="list-style-type: none"> <li>Verify that motion/sound detection is enabled in the app settings.</li> <li>Check the sensitivity settings for motion/sound detection.</li> <li>Ensure the app has notification permissions enabled on your mobile device.</li> </ul>
Two-way audio not working	<ul style="list-style-type: none"> <li>Ensure your phone's microphone is not muted and the volume is up.</li> <li>Check the camera's speaker volume settings in the app.</li> <li>Verify stable internet connection for both the camera and your phone.</li> </ul>

## 8. SPECIFICATIONS

Feature	Detail
Model Name	US-S800
Indoor/Outdoor Usage	Indoor
Connectivity Protocol	Wi-Fi (5G/2.4G)
Power Source	Corded Electric
Video Capture Resolution	1920p
Effective Still Resolution	6 MP
Motion Tracking	Yes, with Auto-Focus and 3X Zoom
Night Vision	IR, Full Color, Double-Light Mode (up to 30 feet)
Two-Way Audio	Yes
Storage Options	Micro SD Card (up to 128GB, not included), Cloud Storage
Pan/Tilt Range	250° Horizontal, 115° Vertical
Material	Plastic
Dimensions (L x W x H)	5 x 4 x 9 inches
Item Weight	9.9 ounces

## 9. WARRANTY AND SUPPORT

GUOANVISION is committed to providing high-quality products and excellent customer service.

### Warranty

Your GUOANVISION S800 camera comes with a **365 Days Limited Warranty** from the date of purchase. This warranty covers manufacturing defects and ensures product reliability.

## Returns & Refunds

We offer a **30 Days Returns & Refunds** policy. If you are not completely satisfied with your purchase, please contact us within 30 days for assistance.

## Customer Support

For any issues, questions, or support needs, please do not hesitate to contact us. We provide **12 Hours Online Email** support and are dedicated to providing 100% satisfied solutions.

You can also visit the official GUOANVISION store for more information and support resources:

[GUOANVISION Store](#)

### Excellent After-Sales Service



**365 Days**  
Limited Warranty



**12 Hours**  
Online Email



**30 Days**  
Returns & Refunds

Image: Summary of GUOANVISION's after-sales service, including warranty, returns, and support contact.