

Manuals+

[Q & A](#) | [Deep Search](#) | [Upload](#)

manuals.plus /

› [WYBOT](#) /

› [WYBOT Osprey WY1102Max \(Osprey 200\) Cordless Robotic Pool Cleaner User Manual](#)

WYBOT WY1102Max

WYBOT Osprey WY1102Max (Osprey 200) Cordless Robotic Pool Cleaner User Manual

MODEL: WY1102MAX

INTRODUCTION

The WYBOT Osprey WY1102Max (Osprey 200) is a cordless robotic pool cleaner designed for efficient and automatic cleaning of flat-bottomed pools. This manual provides essential information for the setup, operation, maintenance, and troubleshooting of your device.



Figure 1: WYBOT Osprey WY1102Max Cordless Robotic Pool Cleaner.

SETUP

1. Initial Charging

Before first use, fully charge the robotic pool cleaner. The device features an 11-Volt Lithium-Ion battery with 9.62 Watt Hours energy content, providing up to 100 minutes of runtime on a full charge.

2. Assembly (if required)

The WYBOT Osprey WY1102Max typically requires no assembly. Ensure all components are securely in place before operation.

3. First Use

Place the cleaner into the pool. Ensure it is powered on. The device will automatically begin its cleaning cycle.

Lightweight & Easy to lift



Figure 2: The lightweight design allows for easy placement and retrieval.

OPERATING INSTRUCTIONS

1. Starting the Cleaner

Submerge the cleaner in the pool. Once submerged and powered on, the device will automatically initiate its cleaning program. It is designed to effectively scrub away dirt and debris from the pool floor.



Figure 3: The cleaner effectively scrubs away dirt and debris.

2. Cleaning Cycle

The cleaner operates autonomously, navigating the pool floor to collect particles. It features strong dual-motors and high filtration efficiency to capture hidden dirt. The updated battery provides up to 100 minutes of runtime, covering an area of approximately 861 sq. ft.

Upgrade Battery, 100% Increase

Up to 100mins Running time &
Cleaning area of 861sq.ft




Figure 4: Up to 100 minutes runtime and 861 sq. ft. cleaning area.

3. Automatic Parking

Upon completion of its cleaning cycle or when the battery is low, the cleaner will automatically park itself near the pool edge for easy retrieval.

4. Suitable Pool Types

This robotic cleaner is ideal for above-ground, flat-bottomed pools, as well as in-ground pools with regular or irregular shapes.



Suitable **for** multiple scenarios

- Irregular shapes
- Above ground pools
- Regular shapes
- In ground pools



Figure 5: The cleaner is suitable for multiple pool scenarios.

MAINTENANCE

1. Filter Cleaning

After each cleaning cycle, it is recommended to clean the 180µm fine filter. Open the main compartment and rinse the filter thoroughly with a hose to remove collected debris. Do not allow debris to dry on the filter.

Utmost cleaning coverage & Less missed spots

Strong dual-motor and high filtration efficiency to ensure hidden dirt is captured




Figure 6: Exploded view illustrating the filter system and cleaning coverage.

2. Charging

Ensure the charging port is dry before connecting the charger. Charge the device fully after each use to maintain battery health and optimal performance.

3. Storage

Store the cleaner in a cool, dry place away from direct sunlight when not in use.

TROUBLESHOOTING

Cleaner does not start:

Ensure the battery is fully charged. Verify the power button is pressed correctly. The cleaner is designed

to start only when submerged in water.

Reduced cleaning performance:

Check and clean the filter basket. Ensure there are no obstructions in the suction inlets or around the wheels. Verify the battery is fully charged for optimal suction power.

Cleaner gets stuck:

While designed for efficient navigation, ensure there are no large obstacles in the pool that could impede movement. The device's design allows it to adjust its course when encountering walls.

Water in charging port:

Always ensure the charging port is completely dry before charging. If water is present, allow it to air dry thoroughly to prevent damage to electrical components.

SPECIFICATIONS

Feature	Detail
Brand	WYBOT
Model	Osprey WY1102Max (Osprey 200)
Item Weight	11 Pounds
Product Dimensions	15.98 x 15.98 x 8.58 inches
Special Feature	Cordless
Power Source	Battery Powered
Battery Type	Lithium-Ion
Battery Voltage	11 Volts
Battery Energy Content	9.62 Watt Hours
Runtime	Up to 100 Minutes
Filter Fineness	180µm
Capacity	3 Liters
Material	Plastic
Color	Gray
UPC	703670790645

OFFICIAL PRODUCT VIDEOS

Which Bright Green Pool Vac is Better for Your Above Ground?







Your browser does not support the video tag.

This video provides a comparison of robotic pool cleaners, including the WYBOT Osprey WY1102Max, demonstrating their features and performance in above-ground pools.

WARRANTY AND SUPPORT

The WYBOT Osprey WY1102Max comes with a limited warranty. For specific warranty details, claims, or technical support, please refer to the documentation included with your product or contact WYBOT customer service directly.

Related Documents - WY1102Max

	<p>WYBOT WY1102MAX Pool Cleaner FAQs and Troubleshooting</p> <p>Frequently asked questions and solutions for common problems encountered with the WYBOT WY1102MAX cordless robotic pool cleaner, covering cleaning effectiveness, battery life, indicator lights, and mechanical issues.</p>
	<p>WYBOT Osprey 200/200 Max Robotic Pool Cleaner User Manual</p> <p>Comprehensive user manual for the WYBOT Osprey 200 and 200 Max robotic pool cleaners, covering setup, operation, maintenance, and troubleshooting.</p>
	<p>Wybot Osprey 700 Robotic Pool Cleaner User Manual</p> <p>Comprehensive user manual for the Wybot Osprey 700 robotic pool cleaner, detailing its features, specifications, operation, maintenance, and safety precautions for efficient pool cleaning.</p>
	<p>WYBOT Osprey 200 Max Robotic Pool Cleaner User Manual</p> <p>User manual for the WYBOT Osprey 200 Max robotic pool cleaner, detailing its features, specifications, operation instructions, and troubleshooting.</p>
	<p>Wybot Osprey 200 MAX Robotic Pool Cleaner User Manual</p> <p>Comprehensive user manual for the Wybot Osprey 200 MAX robotic pool cleaner, detailing setup, operation, cleaning, maintenance, and troubleshooting.</p>
	<p>Wybot Osprey 200 Pool Cleaner User Manual</p> <p>User manual for the Wybot Osprey 200 robotic pool cleaner, covering setup, operation, maintenance, troubleshooting, and warranty.</p>

