

boAt PartyPal 600

boAt PartyPal 600 Party Speaker User Manual

Model: PartyPal 600

INTRODUCTION

This manual provides detailed instructions for the safe and efficient operation of your boAt PartyPal 600 Party Speaker. Please read this manual thoroughly before using the product and retain it for future reference.

WHAT'S IN THE BOX

- 1 x boAt PartyPal 600 Speaker
- 1 x UHF Wireless Microphone
- 1 x User Manual (this document)
- 1 x Warranty Card

PRODUCT OVERVIEW

The boAt PartyPal 600 is a powerful party speaker designed for dynamic audio experiences. It features 220W boAt Signature Sound, an animated text display with dynamic pixels, colorful LED effects, and multiple connectivity options.



Image: Front view of the boAt PartyPal 600 Party Speaker, showcasing its LED lights and included wireless microphone.

Key Features:

- **220W boAt Signature Sound:** High-fidelity audio output for immersive listening.
- **Animated Text Display with Dynamic Pixels:** Customizable visual effects on the speaker's front panel.
- **Attractive LED Effects:** Integrated multi-color LEDs that synchronize with music.
- **UHF Wireless Microphone:** Included for karaoke and vocal performances.
- **10" Driver & 2 Tweeters:** Engineered for balanced sound reproduction.
- **Built-in Guitar Input:** Dedicated port for connecting a guitar.
- **Up to 7 Hours of Playtime:** Extended battery life for prolonged use.
- **TWS (True Wireless Stereo) Mode:** Connect two PartyPal 600 speakers for a stereo experience.
- **Multi-Compatibility:** Supports Bluetooth v5.3, AUX, TF Card, USB, and two additional wired microphones.
- **boAt Hearables App Support:** Control and customize speaker settings via the dedicated mobile application.

SETUP

Initial Charging:

Before first use, fully charge the speaker. Connect the power adapter to the speaker's charging port and then to a power outlet. The charging indicator will show the charging status.

Powering On/Off:

- To power on, press and hold the Power button until the display illuminates.
- To power off, press and hold the Power button until the display turns off.

OPERATING INSTRUCTIONS

Bluetooth Pairing:

1. Ensure the speaker is powered on and in Bluetooth mode. The display will show "BT" or a Bluetooth icon.
2. On your device (smartphone, tablet, etc.), enable Bluetooth and search for available devices.
3. Select "boAt PartyPal 600" from the list.
4. Once paired, the speaker will indicate a successful connection.

True Wireless Stereo (TWS) Mode:

To connect two PartyPal 600 speakers for a stereo sound experience:

1. Ensure both PartyPal 600 speakers are powered on and not connected to any Bluetooth device.
2. Press the TWS button on one speaker. It will enter TWS pairing mode.
3. The speakers will automatically connect to each other. A confirmation sound will indicate successful pairing.
4. Once TWS is established, connect your device via Bluetooth to the primary speaker.

Up to 7 Hours of Playtime



Image: Two boAt PartyPal 600 speakers operating in True Wireless Stereo (TWS) mode, enhancing the audio experience.

UHF Wireless Microphone Usage:

1. Insert batteries into the wireless microphone.
2. Power on the microphone. It will automatically connect to the speaker.
3. Adjust microphone volume using the dedicated knob on the speaker.

Animated Text Display

With Dynamic Pixels



Image: Close-up of the wireless microphone included with the PartyPal 600, designed for karaoke sessions.

Guitar Input:

Connect your guitar to the dedicated 6.35mm guitar input jack on the speaker. Adjust the guitar volume using the corresponding control knob.

Animated Text Display and LED Effects:

The speaker features an animated text display and colorful LED lights. These can be controlled and customized via the boAt Hearables App.

220W

boAt Signature Sound



Image: The animated text display of the PartyPal 600 speaker, showing dynamic pixel effects.

boAt Hearables App Support:

Download the boAt Hearables App from your device's app store. The app allows for advanced control over the speaker's features, including text display customization (color, speed, animation) and other settings.

Customize, Control & Do Lots More with boAt Hearables App




Image: A smartphone screen displaying a QR code for downloading the boAt Hearables App, which provides control over the speaker's features.

Scan this QR code to download the boAt Hearables App: <https://l.ead.me/bdAX6k>

CHARGING AND BATTERY

The PartyPal 600 is equipped with a 12V Lead Acid battery, providing up to 7 hours of playtime on a full charge. To charge, connect the speaker to a power source using the provided charging cable. The battery indicator will show charging progress.

Wireless Mic For Karaoke

For Live Karaoke Sessions!



Image: The boAt PartyPal 600 speaker with a visual representation of its 7-hour battery life.

CONNECTIVITY OPTIONS

In addition to Bluetooth, the PartyPal 600 offers several other ways to play audio:

- **AUX Input:** Connect devices using a 3.5mm audio cable.
- **USB Playback:** Insert a USB drive with audio files.
- **TF Card Playback:** Insert a TF (microSD) card with audio files.
- **Wired Microphone Inputs:** Two additional 6.35mm inputs are available for wired microphones.

TWS

For Double Impact



Image: The control panel of the PartyPal 600, illustrating its various connectivity ports including USB, AUX, and microphone inputs.

MAINTENANCE

- Keep the speaker away from water, moisture, and extreme temperatures.
- Clean the speaker with a soft, dry cloth. Do not use abrasive cleaners or solvents.
- Store the speaker in a cool, dry place when not in use for extended periods.
- Avoid blocking the speaker grilles to ensure proper airflow and sound quality.

TROUBLESHOOTING

Problem	Possible Solution
Speaker does not power on.	Ensure the battery is charged. Connect to a power source and try again.

Problem	Possible Solution
No sound output.	Check volume levels on both the speaker and the connected device. Ensure the correct input mode is selected.
Bluetooth pairing fails.	Ensure the speaker is in Bluetooth pairing mode. Turn off and on Bluetooth on your device. Move closer to the speaker.
Microphone not working.	Check microphone batteries. Ensure the microphone is powered on and its volume is adjusted.
Animated text display not working.	Ensure the speaker is powered on. Check settings within the boAt Hearables App.

SPECIFICATIONS





Feature	Detail
Model Name	PartyPal 600
Audio Wattage	220 Watts
Connectivity Technology	Bluetooth v5.3, AUX, USB, TF Card
Power Source	Battery Powered (12V Lead Acid)
Playtime	Up to 7 hours
Item Weight	15 kg
Product Dimensions (LxWxH)	100.5 x 41 x 41.5 cm
Mounting Type	Floor Standing
Microphone	UHF Wireless Microphone included, 2x Wired Mic Inputs
Special Features	Animated Text Display, Dynamic Pixels, Colorful LEDs, Guitar Input, TWS Mode, App Support
Manufacturer	Imagine Marketing Limited
Country of Origin	China

WARRANTY AND SUPPORT

Your boAt PartyPal 600 Party Speaker comes with a warranty. Please refer to the included Warranty Card for details regarding coverage, terms, and conditions. For product-related queries, technical support, or service requests, please contact:

- **Contact Support:** +91 (022) 69181920
- **Email:** info@imaginemarketingindia.com
- **Manufacturer:** Imagine Marketing Limited, Unit no. 204 & 205, 2nd floor, D-wing & E-wing, Corporate Avenue, Andheri Ghatkopar Link Road, Mumbai, Maharashtra-400093, India.

Related Documents

 <p>USER MANUAL</p> <p>boAt</p> <p>PARTYPAL 600</p>	<p>boAt PartyPal 600 User Manual: Portable Bluetooth Speaker Guide</p> <p>Comprehensive user manual for the boAt PartyPal 600 portable Bluetooth party speaker, covering setup, features, operations, charging, and specifications.</p>
 <p>USER MANUAL</p> <p>PARTYPAL 400</p>	<p>boAt PartyPal 400 User Manual: Portable Bluetooth Speaker Guide</p> <p>Comprehensive user manual for the boAt PartyPal 400 portable Bluetooth speaker. Learn about features, operation, connectivity (Bluetooth, USB, TF, AUX, Guitar, Mic), TWS, specifications, and safety warnings.</p>
 <p>PARTYPAL 390</p> <p>USER MANUAL</p>	<p>boAt PartyPal 390 User Manual: Features, Operation, and Specifications</p> <p>Comprehensive user manual for the boAt PartyPal 390 portable Bluetooth speaker. Learn about its features, how to operate it, connectivity options, and technical specifications.</p>
	<p>boAt Stone 105 Portable Bluetooth Speaker User Manual</p> <p>User manual for the boAt Stone 105 portable Bluetooth speaker, detailing its features, functions, specifications, connectivity options, and important warnings for safe usage.</p>



[boAt PartyPal 600 User Manual: Portable Bluetooth Speaker Guide](#)

Comprehensive user manual for the boAt PartyPal 600 portable Bluetooth party speaker, covering setup, features, operations, charging, and specifications.

lang: **score:22** filesize: 2.71 M page_count: 12 document date: 2025-03-04