

[Manuals.plus](#) /

> [Donerton](#) /

> Donerton I66 Bluetooth Earbuds User Manual

Donerton I66

Donerton I66 Bluetooth Earbuds User Manual

Model: I66

INTRODUCTION

Thank you for choosing Donerton I66 Bluetooth Earbuds. This manual provides detailed instructions on how to set up, operate, and maintain your new wireless earbuds. Please read this manual carefully before use to ensure optimal performance and longevity of your device.

WHAT'S IN THE BOX

Upon opening your Donerton I66 package, please verify that all the following components are included:

- Donerton I66 Bluetooth Earbuds (Left and Right)
- Charging Case
- USB-C Charging Cable
- Multiple sizes of Silicone Eartips (S, M, L)
- User Manual

Cosa c'è nella scatola?

- 1 Auricolari e copriauricolari (L/S)
- 2 Custodia di carica
- 3 Manuale d'uso
- 4 Cavo di ricarica Type-C

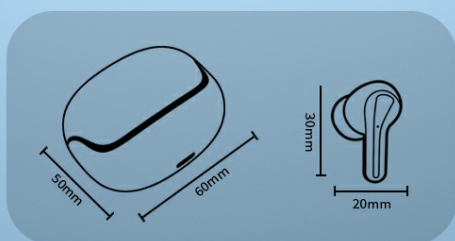


Image: The package contents of the Donerton I66 Bluetooth Earbuds, showing the earbuds, charging case, USB-C cable, and user manual. Various eartip sizes are also visible.

SETUP

1. Charging the Earbuds and Case

Before first use, fully charge the earbuds and the charging case. The charging case features an LED display to show the battery level.

- Connect the provided USB-C cable to the charging port on the case and a power source.
- The LED display on the charging case will show the current battery percentage.
- A full charge for the charging case takes approximately 1 hour.
- The earbuds will charge automatically when placed inside the case. The case's LED display will indicate the charge status of each earbud (L/R).



Image: The Donerton I66 charging case connected via USB-C, displaying '100' on its LED screen, indicating a full charge. The earbuds are inside the case, also showing their individual charge levels.

2. Bluetooth Pairing

The Donerton I66 earbuds utilize Bluetooth 5.4 for stable and efficient connections. They support HFP, HSP, A2DP, and AVRCP protocols.

1. **First-time Pairing:** Open the charging case. The earbuds will automatically power on and enter pairing mode.
2. On your device (smartphone, tablet, laptop), go to Bluetooth settings and search for available devices.
3. Select "I66" from the list of devices to connect.
4. Once connected, the earbuds will automatically pair with your device every time you open the charging case.

Avanzato Tecnologia Bluetooth 5.4




-  Connessione più stabile
-  Basso consumo energetico
-  Bassa latenza



Image: A close-up of a Donerton I66 earbud, illustrating the internal components and highlighting the Bluetooth 5.4 technology for stable connections.



Image: The Donerton I66 earbuds and their charging case are shown next to a smartphone displaying its Bluetooth pairing interface, indicating broad compatibility with various devices.

OPERATING INSTRUCTIONS

1. Power On/Off

- **Power On:** Open the charging case. The earbuds will automatically power on.
- **Power Off:** Place the earbuds back into the charging case and close the lid. They will automatically disconnect and power off.

2. Smart Touch Controls

The Donerton I66 earbuds feature highly sensitive touch sensors for easy control of various functions:

Function	Action
Answer Call	Single tap L/R earbud
Hang Up Call	Single tap L/R earbud

Function	Action
Reject Call	Long press L/R earbud
Volume -	Double tap Left earbud
Volume +	Double tap Right earbud
Play/Pause	Single tap L/R earbud
Previous Track	Tap Left earbud 2 seconds
Next Track	Tap Right earbud 2 seconds
Activate Voice Assistant (Siri)	Triple tap L/R earbud



Image: A visual representation of the smart touch controls on the Donerton I66 earbud, showing icons for various functions like answering calls, adjusting volume, and track control.

3. HiFi Stereo Sound and ENC Clear Calls

The earbuds feature 13mm professional speakers and a composite diaphragm design for authentic HiFi stereo sound with powerful bass and clear treble. Integrated ENC (Environmental Noise Cancellation) with 4 microphones effectively suppresses 90% of background noise, ensuring clear call quality.



Image: An exploded view of the Donerton I66 earbud, showcasing its internal components, including the 13mm dynamic driver, which contributes to its HiFi stereo sound quality.



Image: A diagram demonstrating the effectiveness of ENC (Environmental Noise Cancellation) technology in the Donerton I66 earbuds, showing a reduction of background noise by 40dB for clearer calls.

4. Single/Dual Earbud Mode

You can use either earbud independently for mono listening or both together for a stereo experience. The earbuds automatically switch between modes.



Image: The Donerton I66 earbuds are depicted with a graphic indicating their ability to function in both single and dual earbud modes, allowing for flexible listening options.

MAINTENANCE

1. Cleaning

- Regularly clean the earbuds and charging case with a soft, dry, lint-free cloth.
- Remove eartips and clean them with mild soap and water, then dry thoroughly before reattaching.
- Avoid using abrasive cleaners or solvents.

2. Water Resistance (IP7)

The Donerton I66 earbuds feature an IP7 waterproof rating, meaning they are resistant to splashes, sweat, and daily rainwater. This makes them suitable for sports and outdoor activities.

Note:

- The charging case is NOT waterproof.
- Do not submerge the earbuds in water.
- Ensure earbuds are dry before placing them back in the charging case.



Image: The Donerton I66 earbuds are shown with water splashing around them, illustrating their IP7 waterproof rating, making them resistant to rain and sweat.

TROUBLESHOOTING

Problem	Possible Solution
Earbuds not pairing	Ensure earbuds are charged. Turn off and on your device's Bluetooth. Forget "I66" from your device's Bluetooth list and re-pair.
Only one earbud working	Place both earbuds back in the charging case, close the lid, then open it again. Ensure both earbuds are charged.
No sound	Check device volume and earbud volume. Ensure earbuds are properly connected to your device. Try playing different audio.
Charging case not charging	Check the USB-C cable and power adapter. Ensure the cable is securely connected. Try a different cable or power source.
Touch controls unresponsive	Ensure your fingers are clean and dry. Restart the earbuds by placing them in the case and taking them out.

SPECIFICATIONS

Feature	Specification
Brand	Donerton
Model Name	I66

Feature	Specification
Color	Black
Ear Placement	In-ear
Form Factor	In-ear
Noise Control	Environmental Noise Cancellation (ENC)
Headphone Jack	No Jack (Wireless)
Connectivity Technology	Wireless
Wireless Communication Technology	Bluetooth
Bluetooth Version	5.4
Bluetooth Range	15 Meters
Control Type	Smart Touch Control
Battery Charge Time	1 Hour (Charging Case)
Average Battery Life (Earbuds)	6-8 Hours
Total Playtime with Charging Case	Up to 45 Hours
Audio Driver Type	Dynamic Driver
Audio Driver Size	13 Millimeters
Frequency Range	20 Hz - 20,000 Hz
Housing Material	Silicone and Plastic
Water Resistance Level	IP7 (Earbuds only)
Compatible Devices	Mobile Phones, Laptops, Smart Speakers
Recommended Uses	Music Listening, Calls, Exercise
Country of Origin	China

WARRANTY & SUPPORT

Donerton I66 Bluetooth Earbuds come with a 1-year product warranty from the date of purchase. This warranty covers manufacturing defects and ensures your product functions as intended under normal use.

For warranty claims, technical support, or any questions regarding your Donerton I66 earbuds, please contact Donerton customer service through the retailer where you purchased the product or visit the official Donerton website for support contact information.

Please retain your proof of purchase for warranty validation.