

COLORROOM A30

COLORROOM A30 Android 15 Tablet User Manual

Model: A30 | Brand: COLORROOM

1. IMPORTANT SAFETY INFORMATION

Please read all safety instructions carefully before using your COLORROOM A30 tablet. Keep this manual for future reference.

- Do not expose the device to extreme temperatures, direct sunlight, or high humidity.
- Avoid dropping or subjecting the tablet to strong impacts.
- Use only approved chargers and accessories to prevent damage and ensure safety.
- Do not attempt to disassemble or repair the device yourself. Contact customer support for assistance.
- Keep the tablet away from children and pets to prevent accidental ingestion of small parts.

2. PACKAGE CONTENTS

Verify that all items are present in the package:

- COLORROOM A30 Tablet
- USB Type-C Cable
- Power Adapter (18W PD compatible)
- User Manual
- Protective Case
- Screen Protector (pre-applied or included)
- SIM Ejector Tool (SD pin)



Android 15 ANDROID 15	Unisoc T606 オクタコア 2 x A75@1.6GHz + 6 x A55@1.6GHz ARM G57 GPU	4GB LPDDR4X RAM 最大12GB 仮想エクspansion 64GB 高速ROM	最大2TB SD拡張  
 10.1"	視力保護 	GPS搭載 	WiFi 2.4G/5G デュアル Wi-Fi 
Widevine L1 	16:10 画面比率 	二つのスピーカー 	

Image: The COLORROOM A30 tablet and its included accessories, such as the USB-C cable, power adapter, and documentation, neatly arranged in the product box.

3. DEVICE OVERVIEW

Familiarize yourself with the physical components of your COLORROOM A30 tablet.

- **Front Camera:** Located at the top center when held horizontally, used for video calls and selfies.
- **Display:** 10.1-inch IPS screen for clear visuals.
- **Power Button:** Typically on the side, used to turn the device on/off or wake/sleep the screen.
- **Volume Buttons:** Adjacent to the power button, for adjusting audio levels.
- **USB Type-C Port:** For charging and data transfer.
- **MicroSD Card Slot:** For expanding storage up to 2TB.
- **Rear Camera:** Located on the back, used for taking photos and videos.
- **Speakers:** Dual speakers for enhanced audio experience.



Image: A visual representation of the COLORROOM A30 tablet, highlighting its 10.1-inch display, Android 15 OS, T606 8-core CPU, 12GB RAM, 64GB ROM, 6000mAh battery, 5MP front camera, 8MP rear camera, 2.4G/5G WiFi, Bluetooth 5.0, GPS, and Widevine L1 support.

4. SETUP

4.1 Initial Power On and Language Selection

1. Press and hold the Power button until the COLORROOM logo appears.
2. Follow the on-screen prompts to select your preferred language (e.g., Japanese).
3. Tap 'Start' or 'Next' to proceed.

4.2 Wi-Fi Connection

1. Select your desired Wi-Fi network from the list.
2. Enter the Wi-Fi password if prompted.
3. Tap 'Connect'.

4.3 Google Account Setup

1. Sign in with your Google account or create a new one. This is necessary to download apps from the Google Play Store.
2. Review and accept the Google Terms of Service and Privacy Policy.

4.4 Set Screen Lock (PIN/Pattern/Password)

1. For security, set a screen lock method (PIN, pattern, or password). A 6-digit PIN is recommended.
2. You may choose to skip this step, but it is not recommended for device security.

Your browser does not support the video tag.

Video: This video demonstrates the initial setup process for an Android 15 tablet, including language selection, Wi-Fi connection, Google account setup, and setting a screen lock. While the video features an M30 tablet, the setup steps are generally applicable to the COLORROOM A30.

5. OPERATING INSTRUCTIONS

5.1 Basic Operations

- **Widgets:** Long-press on an empty area of the home screen to add widgets like a clock or calendar for quick access to information.
- **Screen On/Off:** The tablet can be configured to turn on the screen automatically when lifted, allowing you to quickly check notifications. This setting can be found under System > Gestures.

Your browser does not support the video tag.

Video: This video illustrates basic Android tablet functions, including adding and removing widgets from the home screen, and enabling the 'lift to wake' feature for notifications. Although shown on an M30 tablet, these features are common to Android 15 devices like the COLORROOM A30.

5.2 Display Features

The COLORROOM A30 features a 10.1-inch IPS display with 1280x800 resolution, offering clear and vibrant visuals for all your content. It supports Widevine L1, enabling high-definition streaming from platforms like Netflix and Hulu.

より鮮明なディスプレイ

10.1インチIPS広視野角、1280x800の高精細ディスプレイのパワーを飛び込みします。カラー自動補正技術により、鮮やかな色彩と豊かなディテールをお楽しみいただけます。画面比率は16:10で、16:9の画面よりも多くのコンテンツを表示する。



10.1インチ
高アスペクト比



300nits
ipsディスプレイ



1280*800
解像度



16:10比率
黄金比

映画,電子書籍を簡単に

COLORROOM A30は大画面で映画やアニメ、電子書籍などのコンテンツを目に優しく、デュアルスピーカーでオンライン授業などでも使い易いです。

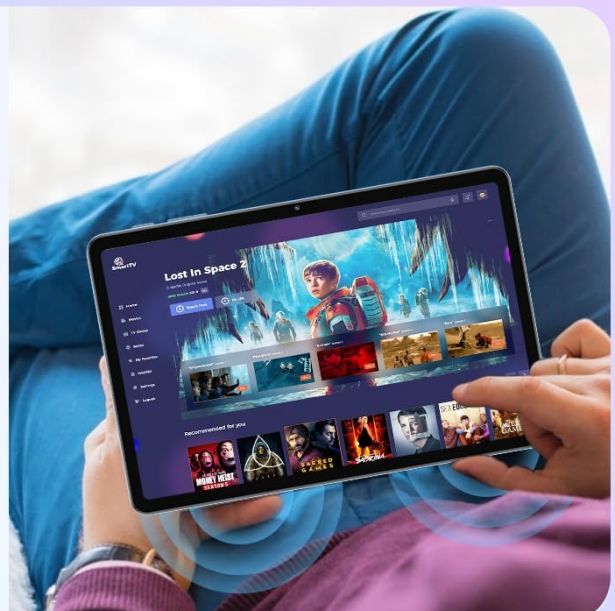



Image: The COLORROOM A30 tablet showcasing its 10.1-inch IPS display with vivid colors and sharp details, ideal for watching movies and reading e-books.

5.3 Performance


Powered by an 8-core T606 CPU, the COLORROOM A30 delivers smooth performance for multitasking, gaming, and media consumption. It comes with 12GB (virtual) RAM and 64GB of internal storage, expandable up to 2TB via a TF (MicroSD) card.


アップグレード高性能CPU

タブレットコンピューターA30の8コアプロセッサと大容量ストレージにより、より多くの映画や音楽をダウンロードすることが可能です。仕事のファイルや効率的なワークアプリケーションも扱えます。

 **8コア**
高性能CPU

 **2 x A75高性能周波数**
+6XA55省エネルギー

 **12nm**
高効率、低消費電力、低発熱



6000大容量バッテリー

最大12時間使用可能

6000mAh



Image: A detailed view of the COLORROOM A30 tablet's internal components, emphasizing the T606 8-core CPU and the 6000mAh large-capacity battery, indicating high performance and extended usage.

5.4 Camera

The tablet is equipped with an 8MP rear camera for capturing photos and videos, and a 5MP front camera for video calls and selfies. Face recognition is supported for convenient unlocking.

8MPリアカメラ+5MPフロントカメラ

リアカメラ：高画質の写真やビデオを撮影して、人生の美しく瞬間を捉え

フロントカメラ：友人や家族とビデオ通話を行うために使用できます。顔認識がサポートです。



Image: The COLORROOM A30 tablet displayed from the front and back, showcasing its 8MP rear camera and 5MP front camera, designed for capturing moments and facilitating video communication.

5.5 Connectivity

Enjoy seamless connectivity with 2.4G/5G dual-band Wi-Fi, Bluetooth 5.0, and built-in GPS for navigation and location services.

5.6 Battery Management

The 6000mAh battery provides extended usage, and with Type-C and 18W PD fast charging, you can quickly recharge your device.

5.7 Kids Space

The tablet includes a Kids Space feature, offering a safe and curated environment for children. Parents can manage content, set usage limits, and monitor activities remotely.

Your browser does not support the video tag.

Video: This video demonstrates the Kids Space feature on a tablet, showing how children can access age-appropriate content and how parents can manage settings like usage time and content restrictions remotely. While shown on a T10 tablet, the functionality is similar for the COLORROOM A30.

5.8 Multitasking and Split Screen

Android 15 enhances multitasking capabilities. You can use the split-screen feature to run two applications simultaneously, improving

productivity. For example, watch a video while browsing the web.

Your browser does not support the video tag.

Video: This video showcases the unboxing of an Android 15 tablet and demonstrates various features including reading comics, watching videos, using split-screen mode for multitasking, and taking screenshots. While the video features an AvidPad S60, the demonstrated features are applicable to the COLORROOM A30.

6. MAINTENANCE

- Cleaning:** Use a soft, lint-free cloth to clean the screen and body of the tablet. Avoid using harsh chemicals or abrasive materials.
- Software Updates:** Regularly check for and install system updates to ensure optimal performance, security, and access to new features. Go to Settings > System > System update.
- Storage Management:** Periodically clear unnecessary files and apps to free up storage space and maintain device speed.

7. TROUBLESHOOTING

Problem	Solution
Tablet does not power on	Ensure the battery is charged. Connect the charger and wait a few minutes before attempting to power on again. If unresponsive, perform a forced restart by holding the power button for 10-15 seconds.
Wi-Fi connection issues	Check if Wi-Fi is enabled in settings. Restart your router and the tablet. Ensure you are within range of the Wi-Fi signal.
Apps are crashing or freezing	Close and reopen the app. Clear the app's cache (Settings > Apps > [App Name] > Storage > Clear cache). Ensure the app is updated to the latest version. Restart the tablet.
Slow performance	Close unused apps. Clear cache and temporary files. Check for system updates. Consider a factory reset if the issue persists (backup data first).

8. SPECIFICATIONS

Feature	Detail
Brand	COLORROOM
Model	A30
Operating System	Android 15
Processor	Unisoc T606 8-core CPU
RAM	12GB (Virtual)
ROM	64GB
Expandable Storage	Up to 2TB via TF (MicroSD) card
Display	10.1-inch IPS, 1280x800 resolution, Widevine L1 support
Battery Capacity	6000mAh
Charging	Type-C, 18W PD
Rear Camera	8MP

Feature	Detail
Front Camera	5MP
Connectivity	2.4G/5G WiFi, Bluetooth 5.0, GPS
Dimensions	32.29 x 19.8 x 3.7 cm (Package Size)
Weight	1.04 kg (Package Weight)

9. WARRANTY AND SUPPORT

Your COLORROOM A30 tablet comes with a manufacturer's warranty. Please refer to the warranty card included in your package for specific terms and conditions.

For technical support, troubleshooting, or warranty claims, please contact COLORROOM customer service through the retailer where you purchased the product or visit the official COLORROOM website for contact information.

Always provide your product model (A30) and purchase details when seeking support.