

Polibi Full Loft Bed B0DNWFVZ1H

Polibi Space-Saving Full Loft Bed with Desk and Storage User Manual

Model: Full Loft Bed B0DNWFVZ1H

1. INTRODUCTION

Thank you for choosing the Polibi Space-Saving Full Loft Bed. This multifunctional bed is designed to optimize your living space, providing an elevated sleeping area, a built-in desk, seven storage drawers, and two shelves. This manual provides essential information for the safe assembly, operation, and maintenance of your new loft bed. Please read all instructions carefully before assembly and retain this manual for future reference.



Image 1.1: The Polibi Full Loft Bed in a white finish, showcasing the elevated bed, integrated desk, and staircase with storage drawers.

2. SAFETY INFORMATION

Your safety is paramount. Please adhere to the following guidelines:

- **Weight Capacity:** The loft bed has a recommended weight capacity. Do not exceed this limit to prevent structural failure and injury.
- **Mattress Thickness:** Use only mattresses with a thickness between 4-6 inches to ensure the safety of the guardrails.
- **Guardrails:** Ensure all guardrails are securely installed and maintained to prevent falls from the elevated bed.
- **Assembly:** Assemble the bed strictly according to the provided instructions. Do not modify the design or use unauthorized parts.
- **Regular Checks:** Periodically check all bolts, screws, and connections to ensure they remain tight. Retighten as necessary.
- **Children:** Do not allow children under 6 years of age on the upper bunk.
- **Ventilation:** Ensure adequate ventilation around the bed.
- **Proposition 65 Warning:** This product may contain chemicals known to the State of California to cause cancer and

birth defects or other reproductive harm.

3. PACKAGE CONTENTS

Before beginning assembly, verify that all components are present and undamaged. Refer to the separate parts list included in your packaging for detailed identification.

Typical components include:

- Bed frame components (headboard, footboard, side rails)
- Desk components
- Staircase with integrated drawers
- Storage cabinet components
- Bed slats
- Hardware pack (screws, bolts, nuts, dowels, Allen wrench)
- Instruction manual

4. SETUP AND ASSEMBLY INSTRUCTIONS

Assembly of the Polibi Full Loft Bed requires two adults. Follow the step-by-step instructions provided in the separate assembly guide included with your product. Ensure you have sufficient space for assembly and that all tools (an Allen wrench is typically included) are at hand.

1. **Preparation:** Unpack all components and lay them out on a clean, soft surface (e.g., a rug or blanket) to prevent scratches. Identify each part using the provided parts list.
2. **Frame Assembly:** Begin by assembling the main bed frame, connecting the headboard, footboard, and side rails. Do not fully tighten bolts until all major components are aligned.
3. **Desk and Storage Cabinet Assembly:** Assemble the desk and the integrated storage cabinets according to their specific instructions.
4. **Staircase Assembly:** Assemble the staircase, including the drawer mechanisms. Ensure drawers slide smoothly.
5. **Integration:** Attach the desk unit and staircase to the main bed frame.
6. **Slat Installation:** Install the bed slats evenly across the bed frame. Secure them as instructed to provide proper mattress support.
7. **Final Tightening:** Once all components are assembled and aligned, securely tighten all bolts and screws. Do not overtighten.
8. **Safety Check:** Before use, perform a thorough safety check to ensure all parts are correctly assembled and tightened.



Image 4.1: Detail of the wooden bed slats, providing support for the mattress.

5. OPERATING INSTRUCTIONS

The Polibi Full Loft Bed is designed for versatile use, integrating sleeping, working, and storage functions.

5.1 Using the Elevated Bed

- Access the bed using the integrated staircase.
- Ensure the mattress fits snugly within the frame and below the top edge of the guardrails.

5.2 Utilizing the Built-in Desk

The spacious desk underneath the bed provides a dedicated area for study, work, or creative activities.

- Position a chair comfortably under the desk.
- The desk surface can support standard office equipment such as a computer monitor, keyboard, and books.



Image 5.1: The Polibi Full Loft Bed featuring the spacious built-in desk area, ideal for study or work.

5.3 Accessing Storage Drawers and Shelves

The bed includes seven drawers and two shelves for organizing personal belongings.

- The staircase features multiple drawers for easy access storage.
- Additional drawers and shelves are integrated into the desk unit, providing convenient storage for books, stationery, or decorative items.
- Ensure drawers are not overloaded to maintain smooth operation and prevent damage.



Image 5.2: A close-up view of the staircase, highlighting the integrated storage drawers.

6. MAINTENANCE

Proper maintenance will extend the life and appearance of your Polibi Loft Bed.

- **Cleaning:** Wipe surfaces with a soft, damp cloth. Avoid harsh chemicals or abrasive cleaners that could damage the finish.
- **Hardware Check:** Periodically (e.g., every 3-6 months) inspect all bolts, screws, and connections. Tighten any that have become loose.
- **Wood Care:** Protect the wood from extreme temperature changes and direct sunlight, which can cause warping or fading. Use coasters under drinks to prevent water marks.
- **Drawer Maintenance:** Keep drawer tracks clean and free of debris to ensure smooth operation.

7. TROUBLESHOOTING

If you encounter any issues with your loft bed, refer to the following common troubleshooting tips:







- **Squeaking Noises:** Squeaking often indicates loose hardware. Re-tighten all bolts and screws, especially those

connecting the bed frame and slats.

- **Drawers Sticking:** Check for obstructions in the drawer tracks. Ensure the drawer slides are properly aligned and lubricated if necessary. Verify that the drawer is not overloaded.
- **Instability/Wobbling:** This is usually due to uneven assembly or loose connections. Ensure the bed is on a level surface and all hardware is securely tightened.
- **Missing Parts:** If you discover missing parts during assembly, do not proceed. Contact customer service immediately for assistance.

8. SPECIFICATIONS

Feature	Detail
Brand	Polibi
Model	Full Loft Bed B0DNWFVZ1H
Size	Full
Color	White
Product Dimensions (L x W x H)	94.7" x 72.7" x 68.3"
Material	Pinewood frame, Plywood+MDF
Special Features	Multi-functional, Space-saving, Built-in Desk, 7 Drawers, 2 Shelves
Recommended Mattress Thickness	4-6 inches
Age Range (Description)	Teen, Adult

 <p>ASSEMBLY INSTRUCTIONS</p> <p>LOFT BED WITH DESK</p> <p>WF295510/WF295511</p>	<p>Assembly Instructions for Loft Bed with Desk - WF295510/WF295511</p> <p>Detailed assembly instructions for the Gray Full Size Wooden Loft Bed with Built-in Desk, Shelves, and Drawers (WF295510/WF295511) by Harper & Bright Designs. Includes safety warnings, part lists, and step-by-step assembly guidance.</p>
 <p>ASSEMBLY INSTRUCTION</p> <p>oeic1301</p>	<p>Latitude Run oeic1301 Loft Bed Assembly Instructions</p> <p>Comprehensive assembly guide for the Latitude Run oeic1301 wooden loft bed, including safety warnings, part identification, hardware list, and step-by-step instructions for building a space-saving bed with desk, drawers, and shelves.</p>
 <p>FULL LOFT BED ASSEMBLY INSTRUCTIONS WITH DESK & SHELVES</p>	<p>Full Loft Bed Assembly Instructions with Desk & Shelves</p> <p>Comprehensive assembly guide for a full loft bed featuring a desk and shelves. Includes essential safety warnings, detailed parts lists, hardware identification, and step-by-step visual instructions for safe and proper setup.</p>
 <p>ASSEMBLY INSTRUCTIONS</p> <p>LOFT BED FULL WIDESK, SHELVES</p> <p>DN11730</p>	<p>Assembly Instructions: Full Loft Bed with Desk and Shelves (Model DN11730)</p> <p>Detailed assembly instructions for the DN11730 Full Loft Bed, featuring a desk and shelves. Includes safety warnings, parts list, hardware list, and step-by-step assembly guidance.</p>
 <p>ASSEMBLY INSTRUCTIONS</p> <p>FULL LOFT BED WITH DESK, SHELVES</p> <p>LFT LOFT 1200P LFT N709P179674, N709P179676</p>	<p>Full Loft Bed with Desk, Shelves Assembly Instructions</p> <p>Comprehensive assembly instructions for the GIGACLOUD TECHNOLOGY Full Loft Bed with Desk, Shelves (Model Numbers: N709P179674, N709P179676). This guide provides detailed steps, safety warnings, a parts list, and a hardware list to facilitate the construction of the loft bed.</p>
 <p>ASSEMBLY INSTRUCTION</p> <p>NAT CODE: 10700/10700/10700/10700/10700</p>	<p>Assembly Instructions for Twin Size Loft Bed with Slide</p> <p>Detailed assembly instructions for a twin size loft bed featuring a slide, cabinets, and shelves. Includes part lists, hardware lists, and step-by-step guidance for safe and proper construction.</p>