

## Manuals+

[Q & A](#) | [Deep Search](#) | [Upload](#)

[manuals.plus](#) /

- › [MAYFLASH](#) /
- › [MAYFLASH F500 FLAT Elite Fight Stick User Manual](#)

MAYFLASH MT-010321

# MAYFLASH F500 FLAT Elite Fight Stick

All Button Arcade Leverless Controller

Model: MT-010321 | Brand: MAYFLASH

## INTRODUCTION

The MAYFLASH F500 FLAT Elite Fight Stick is a high-performance all-button arcade leverless controller designed for precision and responsiveness in fighting games. Featuring premium Sanwa OBSF buttons, this controller offers broad compatibility across multiple gaming platforms, providing an enhanced gaming experience for enthusiasts.



Figure 1: Top view of the MAYFLASH F500 FLAT Elite Fight Stick.

## KEY FEATURES

- **Multi-Platform Compatibility:** Compatible with PS4, PS3, Xbox Series S/X, Xbox One, Xbox 360, Switch/Switch 2, PC Windows, macOS, Android, Raspberry Pi, Steam, Steam Deck, NEOGEO mini, NEOGEO Arcade Stick Pro, SEGA MEGA DRIVE mini, SEGA GENESIS mini, SEGA Astro City Mini, and PS Classic Mini.
- **Sanwa OBSF Buttons:** Equipped with 15 high-quality Sanwa OBSF buttons for superior responsiveness and durability.
- **Advanced Customization:** Supports button macro programming, button remapping, and turbo functions.
- **SOCD Modes:** Features 5 different SOCD (Simultaneous Opposing Cardinal Directions) modes for competitive play.
- **Audio and Chat Support:** Supports headsets for in-game audio and online chat on PS4, Xbox Series X/S, Xbox One, and Xbox 360.
- **Removable Clear Acrylic Top Plate:** Allows for easy customization of the controller's artwork.

- **Built-in Cable Storage:** Convenient compartment for storing the USB cable.



Figure 2: The controller features high-quality Sanwa OBSF buttons for optimal performance.

## PACKAGE CONTENTS

Upon opening the package, verify that all items are present and in good condition. The standard package typically includes:

- MAYFLASH F500 FLAT Elite Fight Stick
- USB Cable
- Instruction Manual (this document)

*Note: Additional accessories such as console-specific adapters (e.g., MAYFLASH Magic-S Ultimate adapter or MagicBoots for PS4/PS5 Converter) may be sold separately.*

## SETUP AND CONNECTION

The F500 FLAT Elite offers versatile connectivity options. Follow the instructions below for your specific platform.

### General Connection

1. Connect the supplied USB cable from the F500 FLAT Elite Fight Stick to an available USB port on your gaming console or PC.
2. The controller should be automatically recognized by most systems.

### Platform-Specific Setup

- **For PS4, Xbox Series S/X, Xbox One, and Xbox 360:** A wired PS4 or Xbox controller must be plugged into the USB slot of the F500 Flat Elite Controller for authentication.
- **For PS5:** Compatibility with PS5 requires the use of a MAYFLASH Magic-S Ultimate adapter or MagicBoots for PS4 and PS5 Converter (sold separately).
- **For PC (Windows/macOS/Steam Deck) & Raspberry Pi:** The controller typically connects directly via USB and is recognized as a standard game controller. Drivers may be required for older operating systems.
- **For Nintendo Switch/Switch 2:** Ensure your Switch console's "Pro Controller Wired Communication" setting is enabled in the System Settings.



Figure 3: The controller's broad compatibility with various gaming systems, including the use of external adapters for certain consoles.

Your browser does not support the video tag.

Video 1: Official overview of the MAYFLASH All-Button Arcade Controller F500 FLAT Elite, demonstrating its features and connectivity options.

## OPERATING INSTRUCTIONS

### Control Panel Overview

The F500 FLAT Elite features a dedicated control panel for various settings and functions.



Figure 4: The control panel with switches for XINPUT/DIN/PS3/SNK, LS/DP/RS, and Turbo functions.

- **Input Mode Switch (XINPUT/DIN/PS3/SNK):** Select the appropriate input mode for your connected device.
  - **XINPUT:** For PC (Windows) and Xbox consoles.
  - **DIN/PS3/SNK:** For PS3, Nintendo Switch, Android, and other compatible devices.
- **Directional Input Switch (LS/DP/RS):** Toggles the function of the directional buttons.
  - **LS (Left Stick):** Directional buttons act as the left analog stick.
  - **DP (D-Pad):** Directional buttons act as the D-Pad.
  - **RS (Right Stick):** Directional buttons act as the right analog stick.
- **Turbo Buttons (TURBO-1, TURBO-2):** Activate turbo functions for assigned buttons.
- **Start, Options, Menu Buttons:** Standard control buttons for game navigation and settings.
- **Share/View Button:** Functions as the Share button on PlayStation or View button on Xbox.
- **Home Button:** Returns to the console's home screen.

## Macro Programming and Button Mapping

The controller supports advanced customization for competitive play.

- Refer to the detailed instructions in the full digital manual (available on the MAYFLASH website) for specific steps on macro programming and button remapping.
- **SOCD Modes:** The 5 SOCD modes allow for different interpretations of simultaneous opposing directional inputs, crucial for competitive fighting games. Consult the full manual for configuration details.

## Audio and Chat Functionality

Connect your headset to the dedicated jack on the controller for in-game audio and voice chat.



Figure 5: The Mic Mute button and Headset Jack for audio communication.

- Plug a 3.5mm headset into the headset jack located on the side of the controller.
- Use the adjacent mic mute button to toggle your microphone on or off.
- This feature is supported on PS4, Xbox Series X/S, Xbox One, and Xbox 360.

## MAINTENANCE

---

### Cleaning

To maintain the appearance and functionality of your controller:

- Wipe the surface with a soft, dry cloth.
- For stubborn marks, use a slightly damp cloth with mild soap, then wipe dry immediately.
- Avoid using harsh chemicals or abrasive cleaners, as these can damage the finish.

### Customization (Removable Top Plate)

The F500 FLAT Elite features a removable clear acrylic top plate, allowing users to insert custom artwork.



# Replaceable PVC Paper



If you want to customize it, please download the template from the MAYFLASH website.

Figure 6: The removable clear acrylic top plate and replaceable PVC paper for personalized artwork.

- Carefully remove the screws securing the top plate.
- Lift the clear acrylic panel and the underlying PVC paper.
- Replace the PVC paper with your custom artwork.
- Reassemble the top plate and secure it with the screws.
- A downloadable template for custom artwork can be found on the official MAYFLASH website.

## TROUBLESHOOTING

Problem	Possible Cause	Solution
---------	----------------	----------

Problem	Possible Cause	Solution
Controller not recognized by console/PC.	Incorrect input mode selected. Loose USB connection. Missing authentication controller (for PS4/Xbox). Console settings not configured (for Switch).	Ensure the input mode switch is set correctly for your platform. Reconnect the USB cable firmly. Plug in a wired official PS4/Xbox controller to the F500 FLAT Elite's USB port. Enable "Pro Controller Wired Communication" in Nintendo Switch System Settings.
Buttons or directional inputs are unresponsive.	Loose internal connection. Software conflict.	Ensure the controller is securely connected. Try restarting the console/PC. If issues persist, contact customer support.
Audio/chat not working.	Headset not fully plugged in. Mic mute activated. Console audio settings.	Ensure headset is fully inserted into the 3.5mm jack. Check the mic mute button on the controller. Verify audio output settings on your console.

If you encounter issues not listed here, or if the suggested solutions do not resolve the problem, please contact MAYFLASH customer support for further assistance.

## SPECIFICATIONS

Feature	Detail
Model Number	MT-010321
Dimensions (L x W x H)	14.17 x 9.09 x 2.36 inches (360 x 231 x 60 mm)
Weight	5.07 Pounds (2.3 kg)
Buttons	15 x Sanwa OBSF buttons
Compatibility	PS4, PS3, Xbox Series S/X, Xbox One, Xbox 360, Switch/Switch 2, PC Windows, macOS, Android, Raspberry Pi, Steam, Steam Deck, NEOGEO mini, NEOGEO Arcade Stick Pro, SEGA MEGA DRIVE mini, SEGA GENESIS mini, SEGA Astro City Mini, PS Classic Mini
Audio Support	Headset jack for audio and chat (PS4, Xbox Series X/S, Xbox One, Xbox 360)
Special Features	Macro programming, button mapping, Turbo, 5 SOCD Modes, Removable clear acrylic top plate











Figure 7: Product dimensions for the F500 FLAT Elite.

## WARRANTY AND SUPPORT

For warranty information, technical support, and the latest firmware updates, please visit the official MAYFLASH website. Keep your purchase receipt as proof of purchase for any warranty claims.

Official MAYFLASH Website: [www.mayflash.com](http://www.mayflash.com)

Manufacturer: MAYFLASH

	<p><a href="#">MAYFLASH Arcade Stick F500 Elite User Manual and Quick Start Guide</a></p> <p>Comprehensive guide for the MAYFLASH Arcade Stick F500 Elite, detailing its features, operation, and connectivity with various gaming consoles and platforms including PS4, Xbox, Switch, PC, Android, and more. Includes setup instructions and button mapping.</p>
	<p><a href="#">F700 Arcade Stick Quick Start Guide</a></p> <p>A concise guide to setting up and using the F700 Arcade Stick for various gaming consoles and platforms, including connection methods and features.</p>
	<p><a href="#">Mayflash MAGIC-S Ultimate USB Wireless Adapter User Manual</a></p> <p>User manual for the Mayflash MAGIC-S Ultimate USB Wireless Adapter, detailing its compatibility with various consoles and controllers, setup instructions for wired and wireless connections, and Bluetooth headset usage.</p>
	<p><a href="#">Mayflash MAGIC-X USB Wireless Adapter User Manual</a></p> <p>User manual for the Mayflash MAGIC-X USB Wireless Adapter, detailing its compatibility, setup, and advanced functions for connecting various controllers to multiple gaming systems.</p>
	<p><a href="#">Mayflash MAGIC-S PRO 2 USB Wireless Adapter User Manual</a></p> <p>Comprehensive guide to the Mayflash MAGIC-S PRO 2 USB Wireless Adapter, covering system compatibility, controller connections, setup, firmware updates, and advanced features for gaming.</p>
	<p><a href="#">MAYFLASH PS5 Adapter: Connect PS4/PS5 Controllers to Joysticks &amp; FPS Adapters</a></p> <p>Enhance your gaming experience with the MAYFLASH PS5 Adapter. This device allows you to connect wired PS4/PS5 controllers to joysticks and FPS gaming adapters for both PS4 and PS5 consoles. Features plug-and-play functionality and easy firmware updates.</p>