

Best Choice Products SKY8516

Best Choice Products 24in Pre-Lit XL Christmas Bow Decoration Instruction Manual

Model: SKY8516

INTRODUCTION

This manual provides essential information for the safe and effective use of your Best Choice Products 24-inch Pre-Lit XL Christmas Bow Decoration. Please read all instructions carefully before assembly and operation. Retain this manual for future reference.

SAFETY INFORMATION

- For outdoor use only.
- Follow all assembly instructions carefully.
- Unplug the decoration during inclement weather conditions such as heavy rain, snow, or strong winds.
- Keep the decoration away from flammable materials.
- Do not allow children to play on or near the display.
- Always use the provided power cord and plug.
- Store the decoration in a dry place when not in use.

PACKAGE CONTENTS

- 1 x 24-inch Pre-Lit XL Christmas Bow Decoration
- 1 x Hanging Hook
- 1 x 2-prong Power Cord
- Instruction Manual

SETUP AND ASSEMBLY

The Christmas bow decoration is designed for straightforward assembly. It features a heavy-duty wire frame wrapped with weather-resistant fabric.

1. Carefully remove all components from the packaging. Due to the glitter finish, it is recommended to

assemble outdoors to minimize glitter spread.

2. Unfold the bow components. The bow consists of several sections that interlock to form the complete shape.
3. Connect the main bow loops and tails using the provided pins or integrated connectors. Ensure all connections are secure.
4. Attach the hanging hook to the top center of the bow.
5. Position the bow in your desired location (e.g., gate, garage, exterior wall, window).
6. Plug the 2-prong power cord into a suitable outdoor-rated electrical outlet.



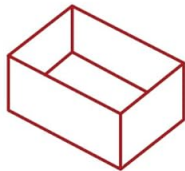
Figure 1: Fully assembled 24-inch red pre-lit Christmas bow decoration.

Compact Storage

When you're ready to ring in the new year, break down your bow into a compact package



Stackable
Design



Easy
Storage



Figure 2: The bow is designed for compact storage when disassembled.

Video 1: Installation guide for a lighted giant Christmas bow decoration. This video demonstrates the assembly process.

OPERATING INSTRUCTIONS

The bow features environmentally-friendly red LED lights with multiple functions and a built-in timer.

Light Functions

The bow includes 8 distinct light functions to customize your display. These functions can typically be cycled through using a button on the power adapter or a remote control (if included). The available functions are:

- Combination
- In Wave
- Sequential
- Slow Glow
- Chasing/Flash
- Slow Fade
- Twinkle/Flash

- Steady-On

Timer Function

The integrated timer allows for automated operation. Once activated, the lights will remain on for 8 hours and then automatically turn off for 16 hours, repeating the cycle daily.

8 Light Functions & Timer

Toggle between 8 lighting modes and use the timer to set a personalized light show

—...~ Combination

— In Wave

— Sequential

— Slow Glow

— Chasing/Flash

—... Slow Fade

~...~ Twinkle/Flash

— Steady-On



8 hrs On
16 hrs Off



Figure 3: Overview of the 8 light functions and timer feature.

Video 2: Demonstration of the large Christmas lighted red bow decoration, showcasing its appearance and light modes.

MAINTENANCE

- **Cleaning:** Gently wipe the bow with a soft, dry cloth to remove dust or debris. Do not use harsh chemicals or abrasive cleaners.
- **Storage:** When not in use, disassemble the bow into its compact form and store it in its original packaging or a suitable storage container in a cool, dry place away from direct sunlight.
- **Inspection:** Periodically inspect the power cord and lights for any damage. If any damage is found, discontinue use and replace the affected components if possible, or contact customer support.

TROUBLESHOOTING

- **Lights not turning on:**







- Ensure the power cord is securely plugged into a working outlet.
 - Check if the timer function is active and if the bow is currently in its "off" cycle.
 - Inspect the power cord for any visible damage.
- **Lights flickering or dim:**
 - Ensure the power connection is stable.
 - Verify that the power source is providing adequate voltage.
- **Glitter shedding:**
 - Some glitter shedding is normal, especially during initial setup. This can be minimized by handling the bow gently.

SPECIFICATIONS

Feature	Detail
Model Number	SKY8516
Dimensions (L x W x H)	21 x 4 x 24 inches
Item Weight	1.7 pounds
Material	Plastic, Metal Frame
Light Color	Red
Number of Lights	50 LED Lights
Light Functions	8 Modes (Combination, In Wave, Sequential, Slow Glow, Chasing/Flash, Slow Fade, Twinkle/Flash, Steady-On)
Timer Function	8 hours On / 16 hours Off
Power Source	2-prong power cord

WARRANTY AND SUPPORT

For warranty information or customer support, please refer to the contact details provided with your purchase documentation or visit the official Best Choice Products website. Specific warranty terms may vary.

	<p>Best Choice Products 24-Inch Outdoor Lighted Bow Christmas Decoration Instruction Manual</p> <p>Comprehensive instruction manual for the Best Choice Products 24-inch Outdoor Lighted Bow Christmas Decoration, covering models SKY7123, SKY8517, and SKY8516. Includes detailed assembly steps, safety warnings, product information, and warranty details.</p>
	<p>Best Choice Products Christmas Wreath Instruction Manual - Assembly & Care Guide</p> <p>Comprehensive instruction manual for Best Choice Products Christmas Wreaths (24in to 60in). Learn how to assemble, fluff, clean, store, and care for your holiday wreath. Includes warranty and support information.</p>
	<p>Best Choice Products Christmas Tree Instruction Manual - Version 9</p> <p>Comprehensive guide for assembling, fluffing, and maintaining Best Choice Products artificial Christmas trees. Includes safety warnings, parts identification, assembly steps for Type A and Type B trees, light replacement, cleaning, storage, and warranty information.</p>
	<p>Best Choice Products Christmas Wreath Instruction Manual</p> <p>This instruction manual from Best Choice Products provides assembly, care, and warranty information for their 36-inch, 48-inch, and 60-inch Christmas Wreaths, including pre-lit options. Learn how to set up and maintain your holiday decoration.</p>
	<p>Best Choice Products 48in Outdoor Lighted Bow Christmas Decoration Instruction Manual SKY7123</p> <p>Official instruction manual for the Best Choice Products 48in Outdoor Lighted Bow Christmas Decoration (Model SKY7123). Includes assembly steps, safety warnings, and warranty information.</p>
	<p>Best Choice Products SKY6890 Pop-Up Christmas Penguin Family Instruction Manual</p> <p>Detailed instruction manual for assembling and using the Best Choice Products SKY6890 Pop-Up Christmas Penguin Family decoration. Includes safety notices, parts list, hardware, step-by-step assembly instructions, and warranty information.</p>