

## Enzemit GS07

# Enzemit GS07 Smart Photochromic Sunglasses User Manual

Model: GS07

## INTRODUCTION

Welcome to your Enzemit GS07 Smart Photochromic Sunglasses. These glasses combine advanced optical technology with integrated Bluetooth audio, offering a versatile solution for vision protection and audio entertainment. This manual provides detailed instructions for setup, operation, and maintenance to ensure optimal performance and longevity of your device.



Image: Enzemit GS07 Smart Photochromic Sunglasses, showing the blue frame with white temples and the photochromic lens effect transitioning from clear to dark.

## PRODUCT FEATURES

- **Photochromic Lenses:** UV400 polarized lenses that adapt from clear (blue light filtering) indoors to dark (UV protected) outdoors.
- **Bluetooth 5.4 Connectivity:** Ensures quick, stable, and efficient wireless connection with a range of 10-15 meters.
- **Open-Ear Audio:** Integrated speakers provide sound while allowing awareness of surroundings.
- **HD Microphone:** Enables clear hands-free calls with dual microphones for noise reduction.
- **Touch Controls:** Intuitive touch sensors on the temples for managing calls, music, and voice assistant.
- **Long Battery Life:** Up to 4 hours of talk/music time and 7 days standby from a 2-hour charge.
- **IPX5 Water Resistance:** Designed to resist sweat and light rain, suitable for various activities.



Image: An infographic highlighting key features of the Enzemit GS07 sunglasses, including photochromic lenses, Bluetooth 5.4, intelligent touch operation, UV protection, anti-blue light, stereo sound, voice assistant, clear call, and music player.

## SETUP

### 1. Charging the Device

Before first use, fully charge your Enzemit GS07 sunglasses. Connect the provided magnetic charging cable to the charging port on the temples of the glasses and to a USB power source. A full charge typically takes approximately 2 hours.

- **Charging Time:** Approximately 2 hours.
- **Battery Life:** Up to 4 hours of continuous call or music playback; up to 7 days standby.



Image: A close-up of the Enzemit GS07 sunglasses being charged via a magnetic charging cable, illustrating the charging mechanism.

## 2. Bluetooth Pairing

1. **Power On:** Simultaneously press and hold the touch sensors on both the left and right temples for 3 seconds until you hear a power-on prompt or see an indicator light.
2. **Activate Pairing Mode:** The glasses will automatically enter pairing mode.
3. **Connect via Device:** On your smartphone or other Bluetooth-enabled device, navigate to the Bluetooth settings.
4. **Select Device:** Locate and select "GS07" (or similar) from the list of available devices.
5. **Confirmation:** Once connected, you will hear a confirmation tone.

The latest Bluetooth 5.4 technology ensures a stable connection up to 10-15 meters (30-45 feet).

## OPERATING INSTRUCTIONS

---

### Touch Controls

The Enzemit GS07 sunglasses feature intuitive touch controls located on the temples. Refer to the diagram below for specific functions:

# SMART TOUCH CONTROL

## One touch stimulation

The mirror legs are equipped with touch sensors allowing for easy answering with just a gentle touch. Various commands such as phone calls, music playback, game connection, etc












-  **Power on**  
Simultaneously press left and right for 3 seconds (left/right)
-  **Pause/Play**  
Touch twice (left/right)
-  **Previous song**  
Click (left)
-  **Answer/hang up the phone**  
Touch twice (left/right)
-  **Next song**  
Click (right)
-  **Refuse to answer phone calls**  
Long press for 3 seconds (left/side)
-  **Remote control photography**  
Touch three times (right)
-  **Volume increase**  
Long press for 1.5 seconds (left)
-  **Volume down**  
Click (right)
-  **Shutdown**  
Long press for 5 seconds (left/right)
-  **Voice assistant**  
Touch three times (left)



Image: A diagram illustrating the touch control functions on the temples of the Enzemit GS07 sunglasses, detailing actions for power, play/pause, volume, track control, calls, and voice assistant.

Action	Function
Press and hold left and right for 3 seconds	Power On
Touch twice (left/right)	Pause/Play Music
Click (left)	Previous Song
Click (right)	Next Song
Touch twice (left/right)	Answer/Hang up Phone Call
Long press for 3 seconds (left/side)	Refuse to Answer Phone Call
Long press for 1.5 seconds (left)	Volume Increase
Click (right)	Volume Decrease
Touch three times (right)	Remote Control Photography
Touch three times (left)	Voice Assistant

Action	Function
Long press for 5 seconds	Shutdown

### Photochromic Lens Function

The lenses automatically adjust their tint based on the intensity of ultraviolet (UV) radiation. They remain clear indoors, offering blue light filtering, and darken when exposed to sunlight, providing UV protection. The transition speed and darkness level depend on UV exposure.



Color changing lenses switch from indoors to outdoors and the lenses will adjust based on the intensity of ultraviolet radiation

Weak automatic adjustment of color depth to keep the eyes in a comfortable state

## PHOTOSENSITIVE COLOR CHANGE

COLOR  
CHANGE

Fearless of the scorching sun easily transform into sunglasses

Image: A visual representation of the photochromic lenses changing color from clear on a cloudy day to dark under scorching sun, illustrating the automatic adjustment based on UV intensity.

### Open-Ear Audio Experience

The integrated open-ear speakers allow you to listen to audio while maintaining awareness of your surroundings. This design is suitable for activities where situational awareness is important.

### MAINTENANCE

- **Cleaning Lenses:** Use a microfiber cloth to clean the lenses. Avoid abrasive materials or harsh chemicals.

- **Temperature Exposure:** Do not expose the glasses to high heat, as this can damage the electronic components and lens coatings.
- **Water Resistance:** The glasses are IPX5 water-resistant, meaning they can resist sweat and light rain. Do not submerge them in water or expose them to strong jets of water.
- **Storage:** Store the glasses in their protective case when not in use to prevent scratches and damage.

## TROUBLESHOOTING

- **Cannot Power On:** Ensure the glasses are fully charged. Connect them to the charger for at least 30 minutes before attempting to power on again.
- **Bluetooth Disconnection/Pairing Issues:**
  - Ensure the glasses are within the 10-15 meter range of your device.
  - Turn off and on the Bluetooth on your device.
  - Forget the device "GS07" from your device's Bluetooth settings and attempt to pair again.
  - Ensure the glasses are not connected to another device.
- **Lenses Not Changing Color:**
  - Photochromic lenses react to UV light. They may not darken significantly indoors or in vehicles with UV-filtered windows.
  - The transition speed and darkness level can vary based on temperature and UV intensity.
- **Audio Quality Issues / Others Can Hear Audio:**
  - The open-ear design means sound is not isolated. For privacy, consider using traditional headphones.
  - Ensure the glasses are positioned correctly on your face for optimal sound projection.
  - Check the volume settings on both the glasses and your connected device.
- **Microphone Clarity Issues:**
  - Ensure the microphone is not obstructed.
  - In noisy environments, the dual microphones work to reduce background noise, but extreme noise may still affect clarity.

## SPECIFICATIONS

Feature	Detail
Model Number	GS07
Bluetooth Version	5.4
Wireless Range	10-15 meters (30-45 feet)
Lens Type	UV400 Polarized Photochromic, Blue Light Filtering
Battery Capacity	60mAh + 60mAh (total 120mAh)
Talk/Music Time	Approximately 4 hours
Standby Time	Approximately 7 days

Feature	Detail
Charging Time	Approximately 2 hours
Water Resistance Rating	IPX5
Weight	27g (approximate)
Manufacturer	Enzemit / Shenzhen Xinyida Technology Co., LTD



Image: A detailed diagram of a microchip labeled "5.4", representing the advanced Bluetooth 5.4 technology integrated into the sunglasses.

## WARRANTY AND SUPPORT

---

For warranty information and customer support, please refer to the documentation included with your purchase or contact Enzemit customer service through their official website or the retailer where the product was purchased. Standard return policies typically apply within 30 days of purchase.