

[Manuals.plus](#) /

› [Hollyland](#) /

› Hollyland Lark M2S Wireless Microphone System User Manual

## Hollyland LARK M2S

# Hollyland Lark M2S Wireless Microphone System User Manual

Model: LARK M2S

## 1. INTRODUCTION

The Hollyland Lark M2S is a compact and versatile wireless microphone system designed for high-fidelity audio capture across various devices. Featuring an innovative titanium clip-on design, advanced noise cancellation, and extended battery life, it offers a seamless recording experience for content creators, vloggers, and professionals.

## 2. WHAT'S IN THE BOX

- 2 Transmitters + 2 Receivers (Camera/USB-C)
- Combo Version Charging Case x 1
- Studio Windshields (x2)
- 3-Cable Pro Kit (3.5mm TRS/USB-C-Lightning/USB-A-C)
- Full Documentation Pack

# Simultaneous Dual-Port Audio Output.

3.5mm TRS jack and USB-C port allowing simultaneous recording on two devices via an adapter cable.



Figure 2.1: All components included in the Hollyland Lark M2S Combo package.

## 3. SETUP

### 3.1 Initial Charging

Before first use, ensure all transmitters and receivers are fully charged using the provided charging case and USB-C cable. The charging case itself provides up to 30 hours of total battery life for extended use.

# Smart Noise Cancelling

Intelligently identify and eliminates low-frequency noise with One-Click  
Only get your sound you want!



Figure 3.1: The charging case provides power for the transmitters and receivers.

## 3.2 Activation and Connection

Upon first use, remove the blue protective film from the charging points on the transmitters and receivers. The units are designed for plug-and-play operation and will automatically pair when removed from the charging case.

Connect the appropriate receiver (Camera RX, USB-C RX, or Lightning RX) to your recording device. The system supports universal compatibility with cameras, iOS/Android devices, and Windows/Mac computers.



Figure 3.2: The Lark M2S offers broad compatibility with different devices.

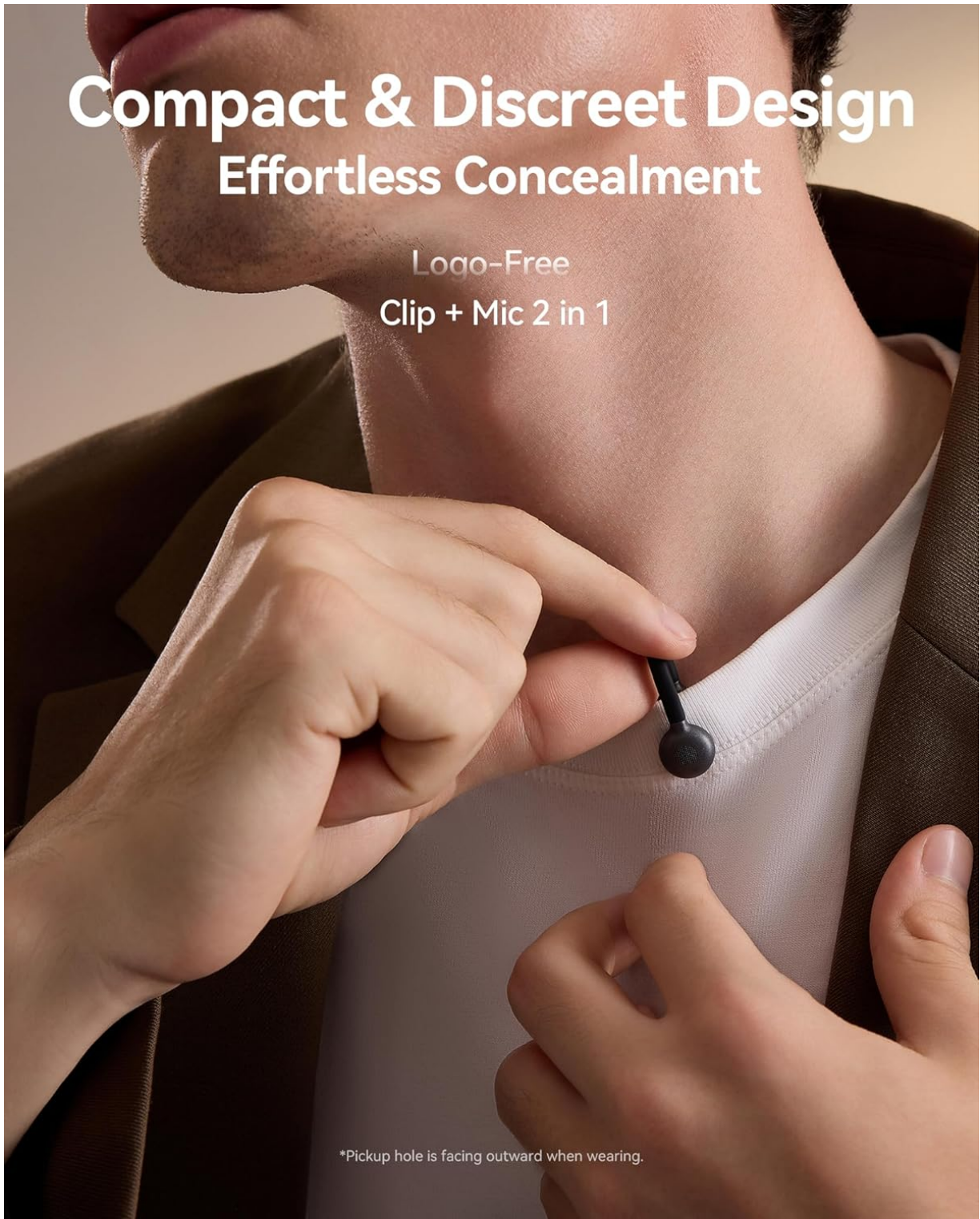
## 4. OPERATING INSTRUCTIONS

### 4.1 Wearing the Transmitter

The LARK M2S features an innovative titanium clip-on design. Securely attach the pearl-sized transmitter to your clothing. Ensure the pickup hole is facing outward for optimal audio capture.

# Compact & Discreet Design Effortless Concealment

Logo-Free  
Clip + Mic 2 in 1



\*Pickup hole is facing outward when wearing.

Figure 4.1: The compact and discreet design allows for effortless concealment.

## 4.2 Noise Cancellation

The system incorporates advanced Environmental Noise Cancellation (ENC) technology. You can adjust two levels of noise cancellation via the LarkSound App for polished audio, minimizing background noise.

# Studio-Quality Sound

Capture Impactful Audio With Rich Details

**70dB** Signal-to-Noise Ratio

**116dB** Max Sound Pressure Level

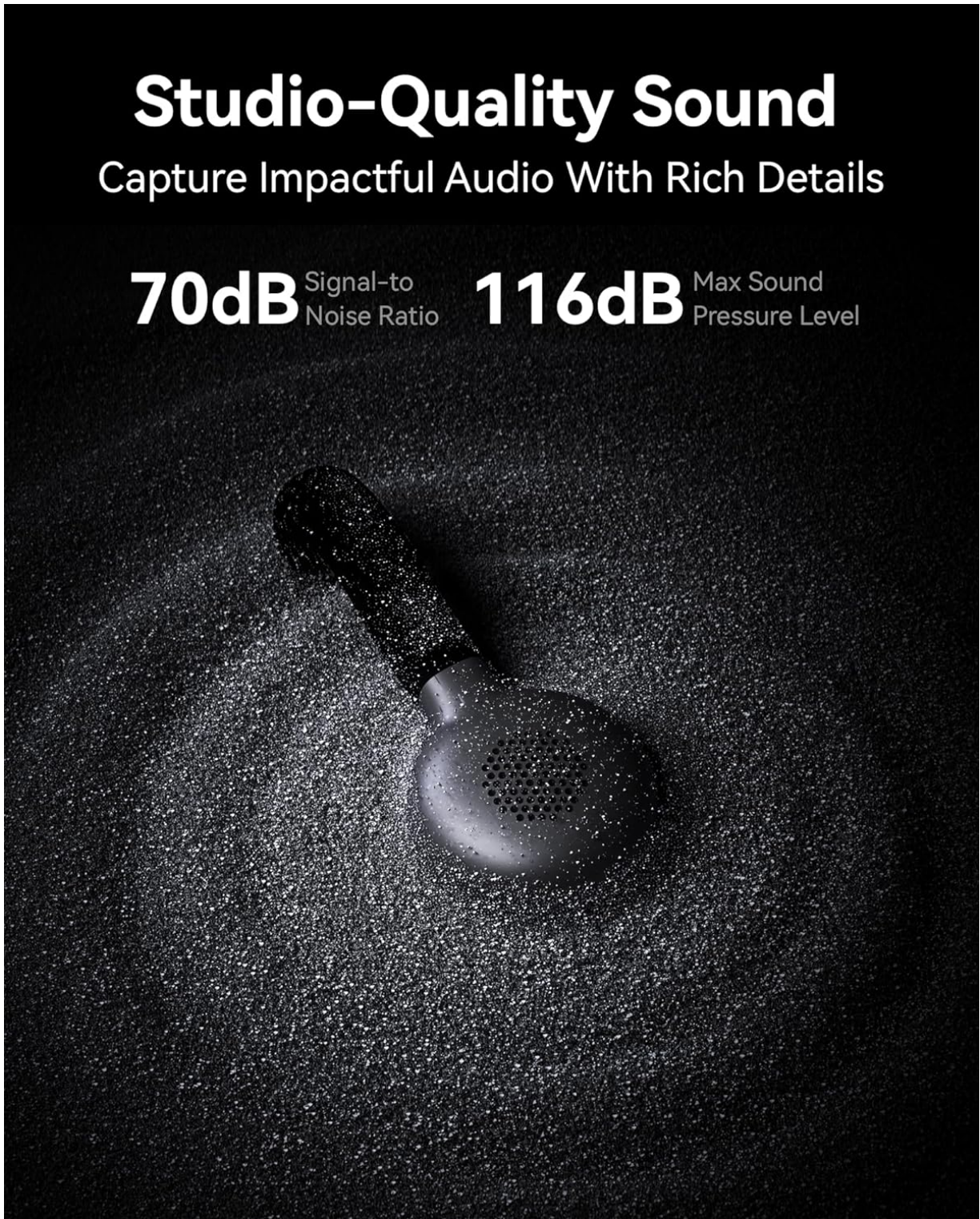


Figure 4.2: The Smart Noise Cancelling feature intelligently identifies and eliminates low-frequency noise.

## 4.3 Volume Control and Mute Function

Adjust volume levels and switch between mono and stereo modes using the knob on the camera receiver. The mute function can be activated by gently pressing the knob on the camera receiver. Note that enabling this function will mute both microphones simultaneously; it cannot mute a single microphone independently.

# Long-Battery-Life

Keep you powered for all-day creativity and productivity



1.5H Quick Charge



30H Battery Life



9H Working Time

Figure 4.3: The system offers easy configuration and hassle-free control via physical buttons and LED indicators.

## 4.4 Dual-Port Audio Output

The LARK M2S supports simultaneous recording on two devices via its 3.5mm TRS jack and USB-C port, allowing for flexible content creation workflows.

# Easy Configuration Hassle-Free Control

Easily adjust settings using the knob and button, and monitor changes with clear LED indicators.





Figure 4.4: Record to multiple devices simultaneously using the dual-port output.

## 5. MAINTENANCE

To ensure the longevity and optimal performance of your Hollyland Lark M2S, follow these maintenance guidelines:

- **Cleaning:** Use a soft, dry cloth to clean the transmitters, receivers, and charging case. Avoid using harsh chemicals or abrasive materials.
- **Storage:** Always store the units in the charging case when not in use. This protects them from dust and damage while keeping them charged.
- **Battery Care:** For long-term storage, ensure the battery is charged to approximately 50%. Recharge periodically if stored for extended periods.

- **Titanium Clip:** The titanium clip is durable, but avoid excessive force when opening to maintain its shape and clamping force.

## 6. TROUBLESHOOTING

If you encounter issues with your Hollyland Lark M2S, refer to the following common troubleshooting steps:

- **No Sound Output:**
  - Ensure transmitters and receivers are fully charged and paired (solid blue indicator).
  - Check volume levels on both the receiver and your recording device.
  - Verify that the mute function is not activated.
  - Confirm correct cable connection between receiver and device.
- **Pairing Issues:**
  - Place both transmitters and receivers back into the charging case, close it, then reopen to re-initiate automatic pairing.
  - If issues persist, long-press the pairing button on the receiver for 6 seconds to enter pairing mode.
- **Poor Audio Quality/Interference:**
  - Ensure the transmitter's pickup hole is facing outward and not obstructed.
  - Activate noise cancellation via the LarkSound App or receiver button.
  - Avoid strong electromagnetic interference sources.
  - Ensure you are within the optimal operating range (up to 300m MAX Line-of-Sight).

## 7. SPECIFICATIONS

Feature	Specification
Brand	Hollyland
Model Number	LARK M2S
Microphone Form Factor	Lavalier
Polar Pattern	Unidirectional
Frequency Range	20 Hz – 20 kHz
Signal-to-Noise Ratio	70 dB
Max Sound Pressure Level (SPL)	116 dB
Sampling Rate/Bit Depth	48 kHz / 24-bit
Wireless Range	300m (1000ft) MAX (Line-of-Sight)
Battery Life (TX/RX)	9 hours (Noise Cancellation Off)
Total Battery Life (with Charging Case)	Up to 30 hours
Charging Time	1.5 hours (full recharge)

Connectivity	2.4GHz, USB Type-C, 3.5mm Jack
Item Weight	11.6 ounces (0.33 Kilograms)
Product Dimensions	5.31 x 3.94 x 3.35 inches

## 8. OFFICIAL PRODUCT VIDEOS

Watch the official Hollyland Lark M2S Unboxing and Review video for a detailed overview of the product and its features.

Your browser does not support the video tag.

Video 8.1: Hollyland Lark M2S Unboxing and Review by JUST A DAD (Seller).

## 9. WARRANTY & SUPPORT

The Hollyland Lark M2S comes with a manufacturer's warranty. For detailed warranty information, technical support, or service inquiries, please visit the [Hollyland Official Store on Amazon](#) or refer to the full documentation pack included with your product.