



Manuals.plus /

› Merryking /

› AI OWS Translation Earbuds: User Manual

## Merryking M62-Black

# AI OWS Translation Earbuds User Manual

Model: M62-Black

## 1. INTRODUCTION

---

Thank you for choosing the Merryking AI OWS Translation Earbuds. This device is designed to facilitate seamless communication across language barriers, offering real-time translation for 144 languages and accents, alongside offline translation capabilities. This manual provides essential information for setting up, operating, maintaining, and troubleshooting your earbuds to ensure optimal performance.



Image: The AI OWS Translation Earbuds in their open charging case, showcasing the sleek design and digital display.

## 2. PACKAGE CONTENTS

---

Please check the package for the following items:

- AI OWS Translation Earbuds (Left and Right)
- Charging Case
- USB Charging Cable
- User Manual
- One-Year Subscription Card (for translation services)

### 3. PRODUCT FEATURES


- **3-in-1 Translation Device:** Combines real-time translation, audio playback, and communication.
- **Extensive Language Support:** Supports real-time translation for 144 languages and accents.
- **Offline Translation:** Capable of offline translation for 8 key languages (requires in-app purchase for certain packages).
- **OWS Design:** Open-ear Wearable Stereo design for increased security and awareness of ambient sounds.
- **Bluetooth 5.4:** Ensures fast and stable wireless transmission with 80% improvement in music quality.
- **Ultra-long Battery Life:** Up to 8 hours of listening per charge, with a maximum of 60 hours using the charging case.
- **Crystal-Clear Sound:** Experience high-quality audio and 360-degree surround sound.
- **Compact and Portable:** Small size makes the earbuds and case easy to carry.



Image: Visual representation highlighting the 3-in-1 functionality of the translator earbuds, with sound wave graphics.



OWS design for increased security and to hear ambient sounds around you.



Wireless 5.4 Fast Transmission, 80% improvement in music quality.



With small size, the M62 is more suitable for carrying.

Image: A composite image illustrating the OWS design for ambient sound awareness, the Bluetooth 5.4 chip for fast transmission, and the

compact size of the earbuds fitting into a pocket.

## 4. SETUP GUIDE

---

### 4.1 Charging the Earbuds and Case

1. Place the earbuds into the charging case. Ensure they are correctly seated.
2. Connect the USB charging cable to the charging port on the case and plug the other end into a USB power source (e.g., wall adapter, computer USB port).
3. The LED indicators on the case will show the charging status. A full charge typically takes about 1.5 hours.



Image: The earbuds and charging case displayed with an ultra-long battery life graphic, indicating 60 hours with the case and 1.5 hours charge time.

### 4.2 Downloading the Companion App

To utilize the full translation capabilities, you must download the dedicated companion app on your mobile phone.

1. Scan the QR code provided in the physical user manual or search for the app name (usually mentioned in the manual or product packaging) in your device's app store (Apple App Store for iOS, Google Play Store for Android).
2. Download and install the app.
3. Follow the on-screen instructions to create an account or log in.

## Download the APP on the Mobile Phone



Scan the QR Code inside the User Manual to Download the APP,  
Compatible with iOS /Android.

Image: A world map background with prominent Apple and Android icons, instructing users to download the app on their mobile phone.

### 4.3 Pairing with Your Mobile Device

1. Ensure the earbuds are charged and in the charging case.
2. Open the charging case lid. The earbuds will automatically enter pairing mode (indicated by flashing LED lights).
3. On your mobile device, go to Bluetooth settings and turn Bluetooth on.
4. Select "Merryking M62" (or similar name) from the list of available devices.
5. Once connected, the LED lights on the earbuds will stop flashing, and your device will confirm the connection.

## 5. OPERATING INSTRUCTIONS

---

### 5.1 Basic Controls

- **Power On:** Open the charging case lid. Earbuds power on automatically.
- **Power Off:** Place earbuds back into the charging case and close the lid. Earbuds power off automatically.
- **Play/Pause:** Single tap on either earbud's touch sensor.
- **Answer/End Call:** Single tap on either earbud's touch sensor.
- **Reject Call:** Press and hold either earbud's touch sensor for 2 seconds.
- **Next Track:** Double tap on the right earbud.
- **Previous Track:** Double tap on the left earbud.
- **Activate Voice Assistant:** Triple tap on either earbud.

### 5.2 Using Translation Modes

The companion app offers various translation modes:

- **Free Talk Mode:** Ideal for natural conversations. Both parties speak their native language, and the earbuds translate in real-time.
- **Touch Mode:** One person speaks while holding the earbud's touch sensor, and the translation is played through the other earbud or the phone speaker.
- **Speaker Mode:** One person speaks into the earbud, and the translation is played through the phone's speaker for a group.
- **Photo Translation:** Use the app to take a picture of text, and it will translate the text.
- **Audio Transcription:** Transcribes spoken language into text within the app.

Refer to the in-app guide for detailed instructions on each translation mode and language selection.

## Real Time Translation

The headset provides a variety of innovative translation modes, including Free Talk Mode, Touch mode, Speaker Mode, audio transcription and photo translation.



Image: Two smartphones demonstrating real-time translation, showing spoken phrases in one language and their translated text in another.

## 8 Offline Language Translation

Supports 8 offline language translations, Certain off-line package requires in-app purchase including Chinese, English, Japanese, Korean, Russian, German, French and Spanish, to meet the communication needs of users in various language environments.



Image: A smartphone screen displaying options for downloading 8 offline language packs, with earbuds and sound waves in the background.

## 6. MAINTENANCE

Proper maintenance ensures the longevity and performance of your earbuds:

- **Cleaning:** Use a soft, dry, lint-free cloth to clean the earbuds and charging case. Do not use abrasive cleaners, alcohol, or chemical solvents.
- **Storage:** Store the earbuds in their charging case when not in use to protect them from dust and damage.
- **Avoid Moisture:** Keep the earbuds and case away from water, humidity, and extreme temperatures.
- **Charging:** Charge the device regularly, even if not in frequent use, to maintain battery health.

## 7. TROUBLESHOOTING

If you encounter issues with your AI OWS Translation Earbuds, try the following solutions:

| Problem                     | Possible Cause   | Solution   |
|-----------------------------|--|--|
| Earbuds not powering on     | Low battery; Case lid not opened   | Charge the earbuds and case; Ensure case lid is open.                            |
| Cannot pair with device     | Bluetooth off; Earbuds not in pairing mode; Device too far                                 | Ensure Bluetooth is on; Open case lid to enter pairing mode; Keep devices close. |
| No sound/Poor sound quality | Low volume; Earbuds not seated correctly; Obstruction                                      | Adjust volume on device; Re-seat earbuds; Clean earbuds.                         |
| Translation not working     | No internet connection (for online translation); App not open; Incorrect language settings | Ensure stable internet; Open and configure app; Check language settings in app.  |
| App crashing/freezing       | Outdated app version; Software conflict  | Update the app; Restart your mobile device.                                      |


If the problem persists, please contact customer support.

## 8. SPECIFICATIONS

- **Model Number:** M62-Black
- **Product Dimensions:** 1 x 1 x 1 inches
- **Item Weight:** 5 ounces
- **Connectivity:** Bluetooth 5.4
- **Battery Life:** Up to 8 hours (earbuds), up to 60 hours (with charging case)
- **Charging Time:** Approximately 1.5 hours
- **Translation Languages:** 144 (online), 8 (offline)
- **Manufacturer:** Merrykyng


## 9. USE CASES

The AI OWS Translation Earbuds are versatile and can be used in various scenarios:



### International Travel


When traveling abroad, the M62 can help you communicate easily, whether it's at a hotel, restaurant, or local attraction.



### Business Meeting

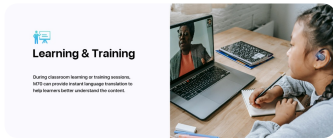
In international business meetings, the M62 can translate multiple languages in real time, helping participants from different language backgrounds to better understand and

communicate.



## Academic Exchange

At international academic conferences or seminars, the M62 can help participants understand lectures and discussions, even if their native language is not the language of the presenter.



## Learning & Training

During classroom learning or training sessions, the M62 can provide instant language translation to help learners better understand the content.



## Emergency Situation

In medical, legal, lost, and other emergencies, the M62 can help you communicate with professionals to ensure that information is accurately conveyed.

## 10. WARRANTY AND SUPPORT

---

Merryking products come with a standard manufacturer's warranty. Please refer to the warranty card included in your package for specific terms and conditions. For technical support, troubleshooting assistance, or warranty claims, please contact Merryking customer service through the contact information provided on our official website or the product packaging.

**Online Support:** Visit the Merryking official website for FAQs, updated manuals, and support contact details.

**Email Support:** [Insert Manufacturer's Support Email, if available]

**Phone Support:** [Insert Manufacturer's Support Phone Number, if available]