

Dekala SWL3S-PRO

Dekala Sunrise Alarm Clock User Manual

Model: SWL3S-PRO

Brand: Dekala

INTRODUCTION

The Dekala Smart Sunrise Alarm Clock is designed to enhance your sleep and wake-up experience. It combines a sunrise simulation wake-up light, a sound machine, and a Bluetooth speaker, offering a personalized and gentle transition from sleep to wakefulness. This multifunctional device also includes dual alarms, adjustable brightness, various light scenes, natural sounds, FM radio, and smart control options via app and voice commands.

SETUP

1. Power Connection

Connect the provided power adapter to the DC input port on the back of the alarm clock. Plug the adapter into a standard electrical outlet. The device will power on and the display will illuminate.

Multicolor Adjustable

Adjust various situations and atmospheres according to your mood



Image: Rear view of the alarm clock, highlighting the power input and USB port.

5%-100% Adjustable Brightness

Satisfying your different light needs

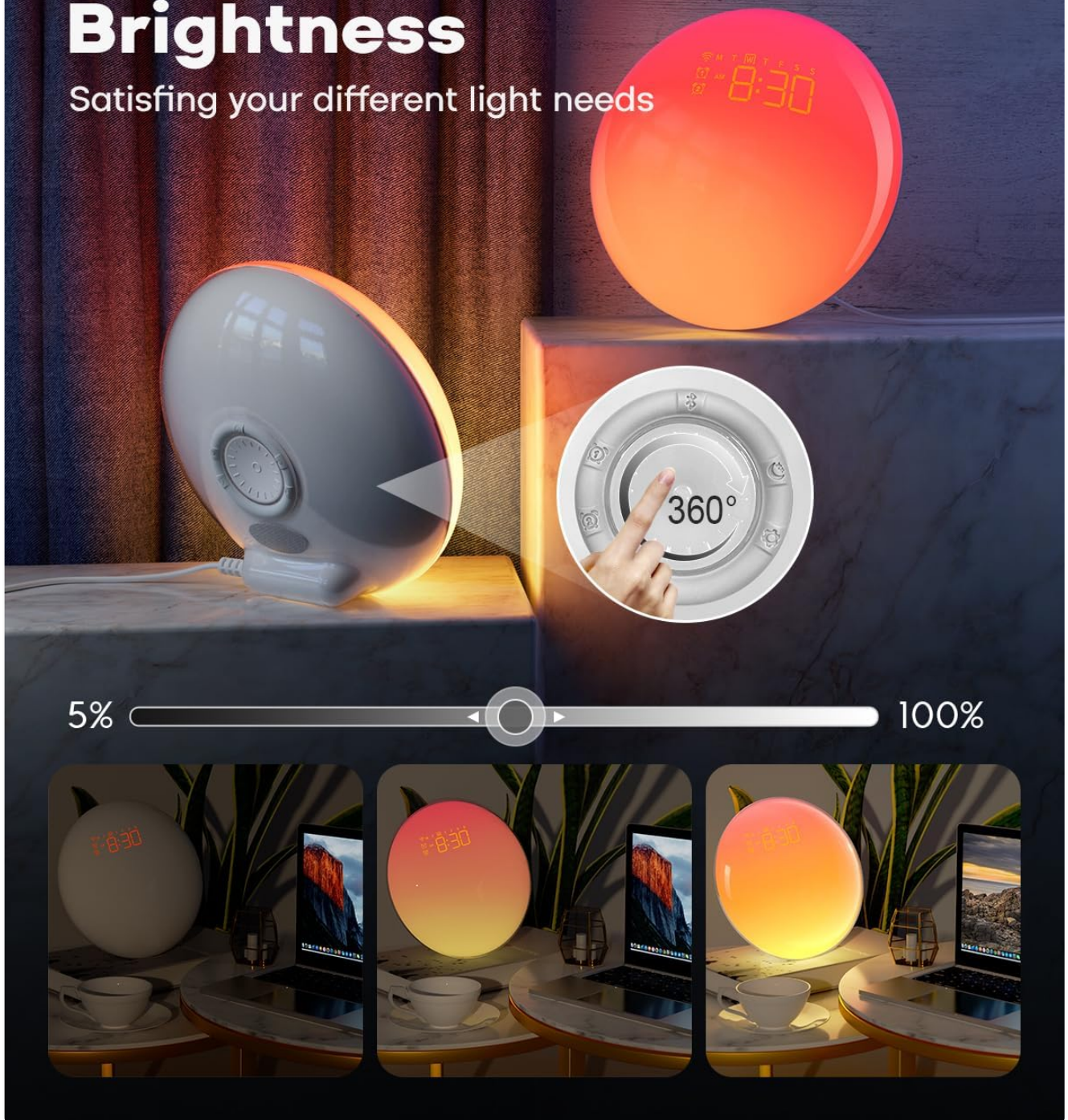


Image: The alarm clock with its power adapter and charging cable, illustrating how to connect it.

2. Time Setting

To set the time, locate the time setting button (often indicated by a clock icon or a gear icon) on the device. Press and hold this button to enter time setting mode. Use the adjustment buttons (usually +/- or a rotating dial) to set the hour and minute. Press the time setting button again to confirm each selection. You can typically switch between 12-hour and 24-hour formats.

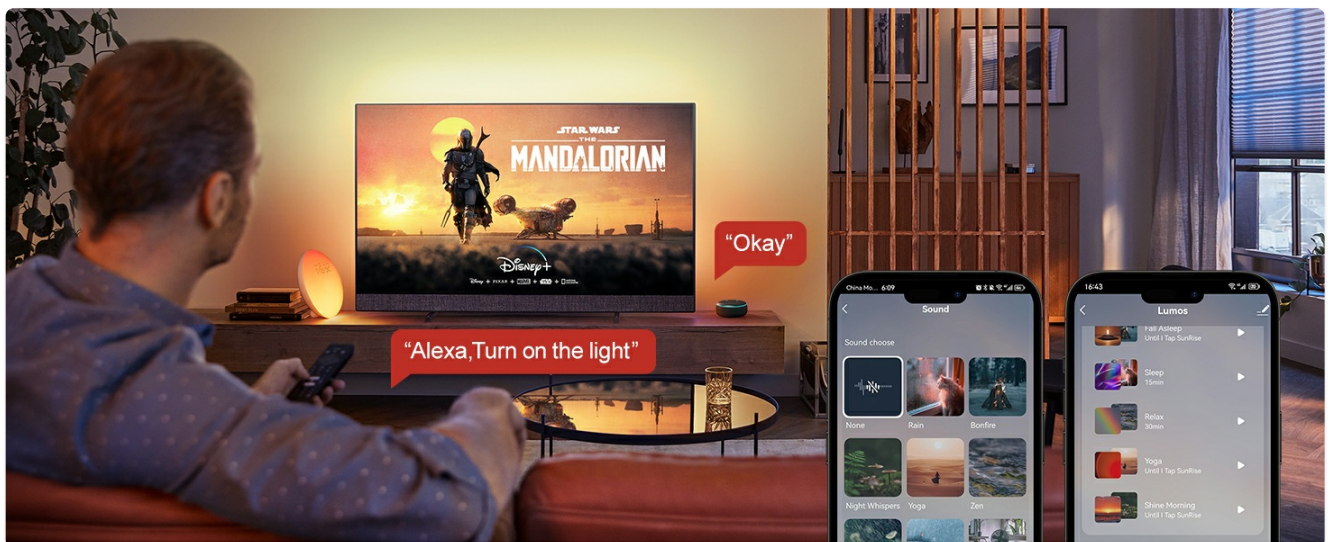


Image: Examples of the digital time display at various brightness levels (10%, 40%, 70%, 100%).

3. App Control Setup

For smart control features, download the "DEKALA" or "Smart Life" app from your smartphone's app store. Follow the in-app instructions to pair your alarm clock with your device via Wi-Fi or Bluetooth. This enables remote control of light settings, sounds, alarms, and other functions.

Smart Voice Control

Wi-Fi control+Bluetooth control,
connect stable and fast



Dekela App
control



Smart life
App control

"Alexa, Turn on the light"



"Okay"

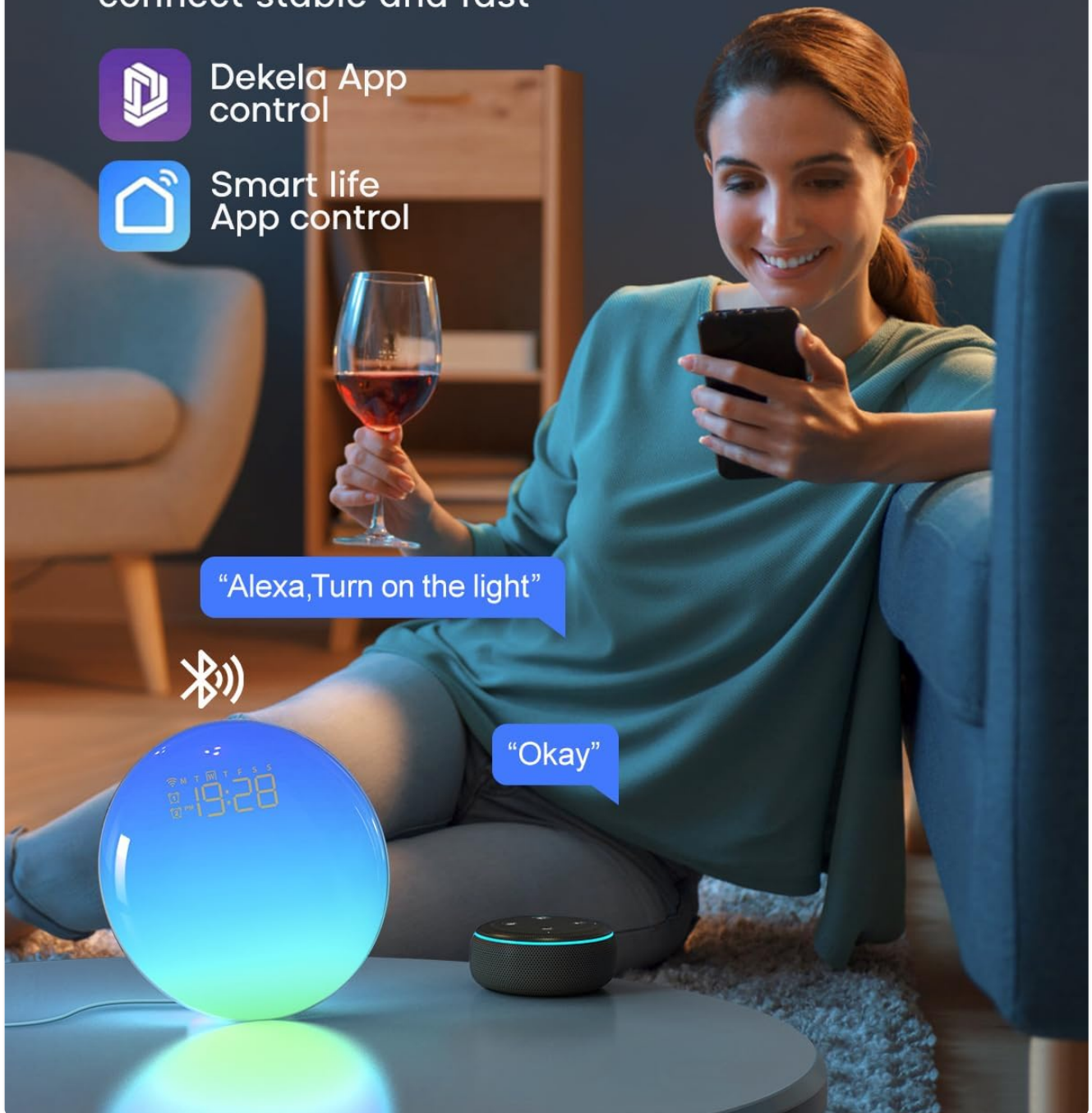


Image: A user interacting with the alarm clock via a smartphone app and voice commands through an Alexa device.

OPERATING INSTRUCTIONS

1. Alarm Settings

The Dekala alarm clock supports dual alarms, allowing you to set separate wake-up times for weekdays and weekends. Press the "Alarm 1" or "Alarm 2" button to activate and set the desired time. The snooze function provides an additional 9 minutes of sleep, which can be activated up to 5 times by tapping the top of the clock when the alarm sounds.

7-Day Programmable Dual Alarm Clocks

Support daily/weekdays/weekends mode



Snooze Mode (Humaized design)

Gives you multiple 9-minute naps before completely waking up



Tap to Snooze

Sunlight and sound stop



Snooze Time

9 Mins each time, up to 5 times.

Image: Visual representation of setting Alarm 1 for weekdays and Alarm 2 for weekends, along with details on the 9-minute snooze feature.

2. Sunrise/Sunset Simulation

The sunrise simulation feature gradually brightens the light before your set alarm time, mimicking a natural sunrise to gently wake you up. Conversely, the sunset simulation gradually dims the light to help you fall asleep. This feature promotes a more natural sleep-wake cycle.



Image: The alarm clock emitting a warm, sunrise-like glow on a bedside table, with a smartphone nearby showing app control.

3. Light Modes

The alarm clock offers 11 dynamic scene lights and adjustable brightness from 5% to 100%. You can select various colors and lighting effects to suit your mood or create different atmospheres in your room. Use the dedicated light control buttons or the app to cycle through modes and adjust intensity.

5%-100% Adjustable Brightness

Satisfying your different light needs

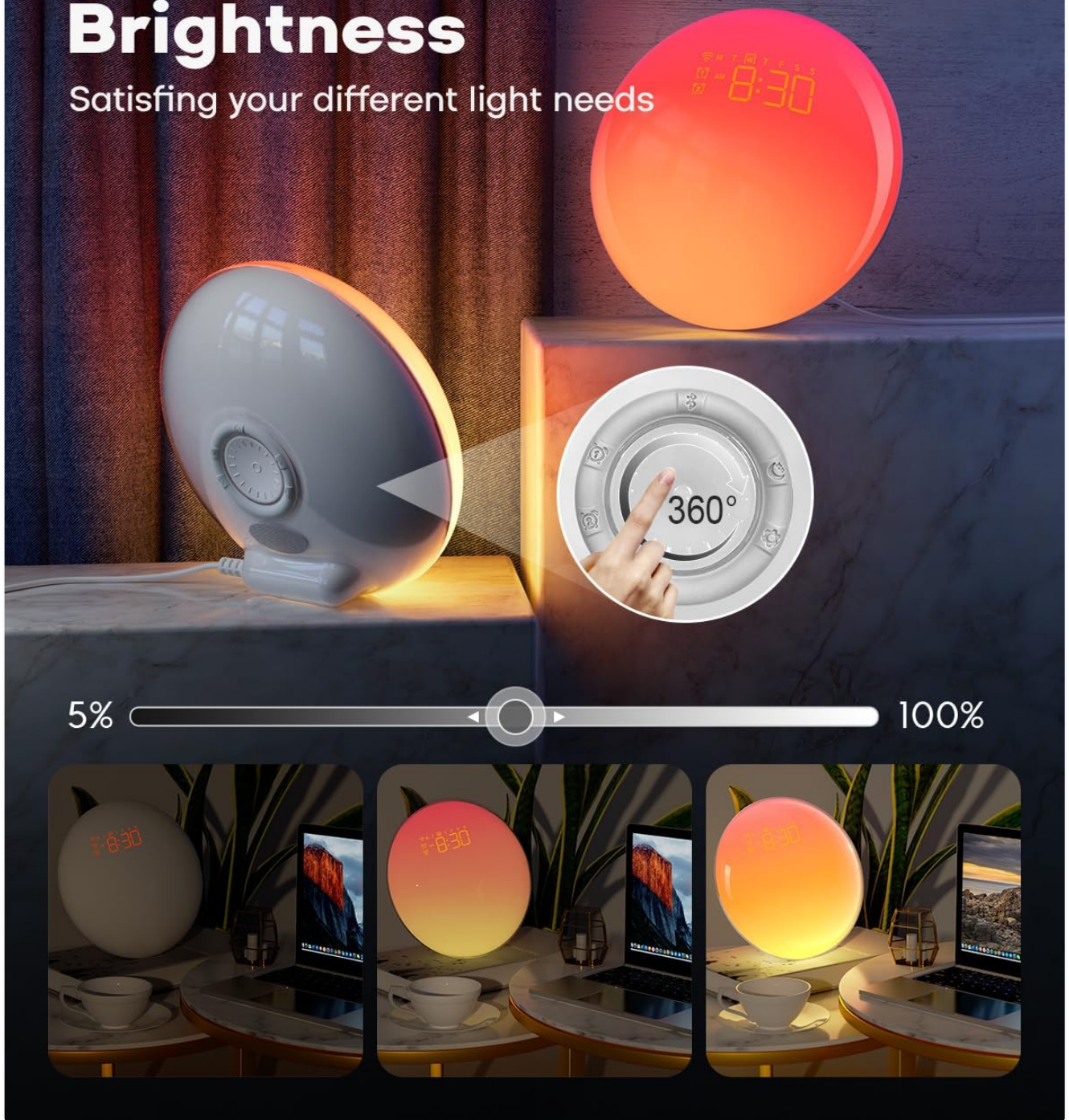


Image: The alarm clock demonstrating its adjustable brightness feature, from a dim 5% to a bright 100% illumination.

Package List

ArkenStone™*1 Use guide*1
Adapter*1 Charging cable*1



Image: Several alarm clocks showcasing their multicolor adjustable lighting, creating different ambient moods.

4. Sound Machine & FM Radio

Choose from 15 soothing natural sounds, including white noise, to help you relax and fall asleep. The device also features a built-in FM radio. Use the sound control buttons to select your preferred sound or radio station. Adjust the volume to your comfort level.

Wake up to the Sunrise Alarm

Gently wake to the Sunrise with beautiful music



Image: A child waking up with the alarm clock, illustrating different natural sound options such as Valley, Bird, Wave, and Piano.

5. Charging Features

The alarm clock includes a USB port for charging your phone or other small electronic devices. Some variants of this product may also include a wireless charging pad on the base for compatible smartphones and smartwatches, offering convenient charging solutions.

MAINTENANCE

- **Cleaning:** Wipe the device with a soft, dry cloth. Do not use abrasive cleaners or solvents.

- **Storage:** Store in a cool, dry place when not in use for extended periods.
- **Handling:** Handle with care to avoid dropping or physical damage.

TROUBLESHOOTING

- **Device not powering on:** Ensure the power adapter is securely connected to both the device and a working electrical outlet.
- **Alarm not sounding/light not changing:** Verify that the alarm time is correctly set and activated. Check volume levels for sound alarms. Ensure sunrise/sunset simulation is enabled in settings.
- **App connectivity issues:** Make sure Bluetooth or Wi-Fi is enabled on your smartphone and the alarm clock is within range. Restart both the app and the alarm clock if issues persist.
- **FM Radio static:** Extend the FM antenna (if applicable) and try repositioning the device for better signal reception.

SPECIFICATIONS

Feature	Detail
Brand	Dekala
Model Number	SWL3S-PRO
Color	White
Display Type	Digital
Product Dimensions	6.5"W x 6.5"H
Item Weight	1.9 pounds
Power Source	Corded Electric
Material	Plastic, Acrylonitrile Butadiene Styrene
Special Features	Snooze, Adjustable Brightness, Noise Machine, Mood Light, Adjustable Volume, Smart App Control, Voice Control (Alexa)
Alarm Clock	Yes (Dual Alarms)
First Available	November 20, 2024

WARRANTY AND SUPPORT

The Dekala Sunrise Alarm Clock comes with a 365-Day Warranty and a 30-Day Money-Back Guarantee. For any assistance, questions, or support, please contact us directly:
Email: support@dekalastore.com