

Ulefone Ulefone Note 18 Pro Phone Unlocked

Ulefone Note 18 Pro Smartphone User Manual

Model: Ulefone Note 18 Pro Phone Unlocked

INTRODUCTION

This manual provides detailed instructions for the proper use and maintenance of your Ulefone Note 18 Pro smartphone. Please read this manual carefully before using your device to ensure optimal performance and longevity. Keep this manual for future reference.

PACKAGE CONTENTS

Upon unboxing your Ulefone Note 18 Pro, please verify that all the following items are included:

- Ulefone Note 18 Pro Smartphone
- Power Adapter
- USB Type-C Cable
- SIM Ejector Tool
- Pre-applied Screen Protector
- TPU Protective Case
- Quick Start Guide (this manual)



Image: Contents of the Ulefone Note 18 Pro retail package.

SETUP

1. SIM Card and TF Card Installation

The Ulefone Note 18 Pro supports dual SIM cards or one SIM card and one TF (microSD) card for expanded storage. Use the provided SIM ejector tool to open the SIM tray.

1. Locate the SIM tray on the side of the phone.
2. Insert the SIM ejector tool into the small hole next to the tray and press gently until the tray pops out.
3. Place your Nano-SIM card(s) and/or TF card into the designated slots on the tray, ensuring the gold contacts face downwards.
4. Carefully push the tray back into the phone until it is flush with the device body.



Image: Illustration of the dual SIM/TF card slot.

2. Initial Power On

Press and hold the Power button located on the side of the device until the Ulefone logo appears on the screen. Follow the on-screen prompts to complete the initial setup, including language selection, Wi-Fi connection, and Google account setup.

3. Charging the Device

Before first use, it is recommended to fully charge your Ulefone Note 18 Pro. Connect the USB Type-C cable to the

phone's charging port and the other end to the provided power adapter. Plug the adapter into a wall outlet. The device features an 18W fast charging capability for its 5450mAh battery. A full charge typically takes approximately 3.2 hours.

5450mAh Massive Battery

Supporting Your Work Trip

18W

5450

295 hrs

Standby

30 hrs

Talk Time

12 hrs

Video Playback

18W

Fast Charging

OTG

Type-c

6.78" HD+ Display

Corning Gorilla Glass



90.64%

Screen-to-body Ratio

20.5 : 9

Aspect Ratio

90Hz

Refresh Rate

Image: Battery specifications and charging details.

OPERATING YOUR DEVICE

1. Basic Navigation

The Ulefone Note 18 Pro operates on Android 14 and utilizes a 6.78-inch HD+ LCD touchscreen for navigation. Use gestures such as tapping, swiping, pinching, and spreading to interact with the interface.

The device also features an Innovative Custom Key, which can be configured for various functions:

- **One Click:** Start Sound Recording, Open Flashlight, etc.
- **Double Click:** Take Screenshots, Open Zello, etc.
- **Long Press:** Open SOS, Open Game Mode, etc.

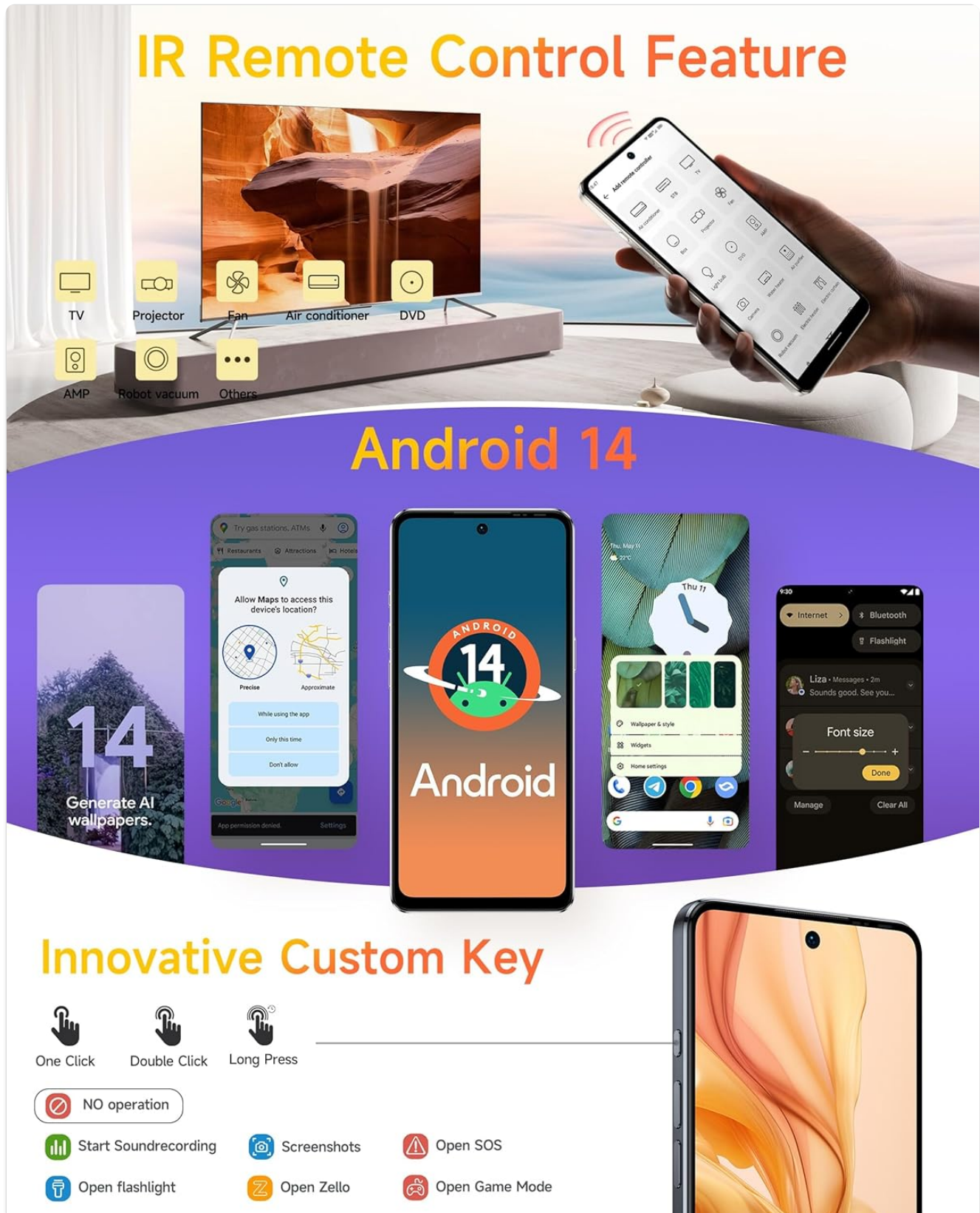


Image: Android 14 interface and Custom Key functionalities.

2. Camera Usage

The Ulefone Note 18 Pro is equipped with a versatile camera system:

- **64MP Main Camera:** Sony IMX682 sensor with f/1.8 aperture.
- **50MP Ultra-Wide Camera:** 1/2.8" sensor with 117.3° FOV and f/2.2 aperture.
- **32MP Front Camera:** For high-resolution selfies and video calls.

To access the camera, tap the Camera icon on your home screen or app drawer. Select your desired mode (Photo, Video, Portrait, etc.) and tap the shutter button to capture images or start/stop recording.

64MP

32MP

Front Camera

1/2.8"

f/2.45

64MP

Rear Main Camera

Sony IMX682

f/1.8

50MP

Ultra Wide-angle

1/2.8"

117.3° FOV

f/2.2



Image: Camera specifications and sample photography.

3. Connectivity

The device supports various connectivity options:

- **4G LTE:** For high-speed mobile data.
- **Wi-Fi:** Connect to wireless networks for internet access.
- **Bluetooth:** For connecting to wireless accessories like headphones or speakers.
- **NFC:** For contactless payments (G Pay supported) and quick pairing with other NFC-enabled devices.

- **Global Navigation:** Built-in GPS, GLONASS, BeiDou, and Galileo for accurate location services.
- **Headset-free FM Radio:** Enjoy FM radio without needing to plug in headphones as an antenna.



Image: Connectivity features including NFC, GPS, and FM Radio.

4. IR Remote Control Feature

The Ulefone Note 18 Pro includes an IR Blaster, allowing it to function as a universal remote control for various home appliances such as TVs, air conditioners, projectors, and more. Use the pre-installed IR remote app or download a compatible app to configure and control your devices.

IR Remote Control Feature



Android 14



Innovative Custom Key

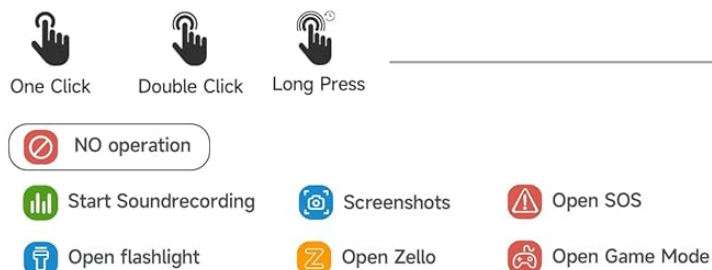


Image: IR Remote Control functionality.

5. Security Features

For enhanced security, the Ulefone Note 18 Pro offers:

- **Face Unlock:** Register your face to unlock the device quickly and conveniently.
- **Fingerprint ID:** The device features a side-mounted fingerprint sensor for secure and fast unlocking. Register your fingerprints in the Security settings.

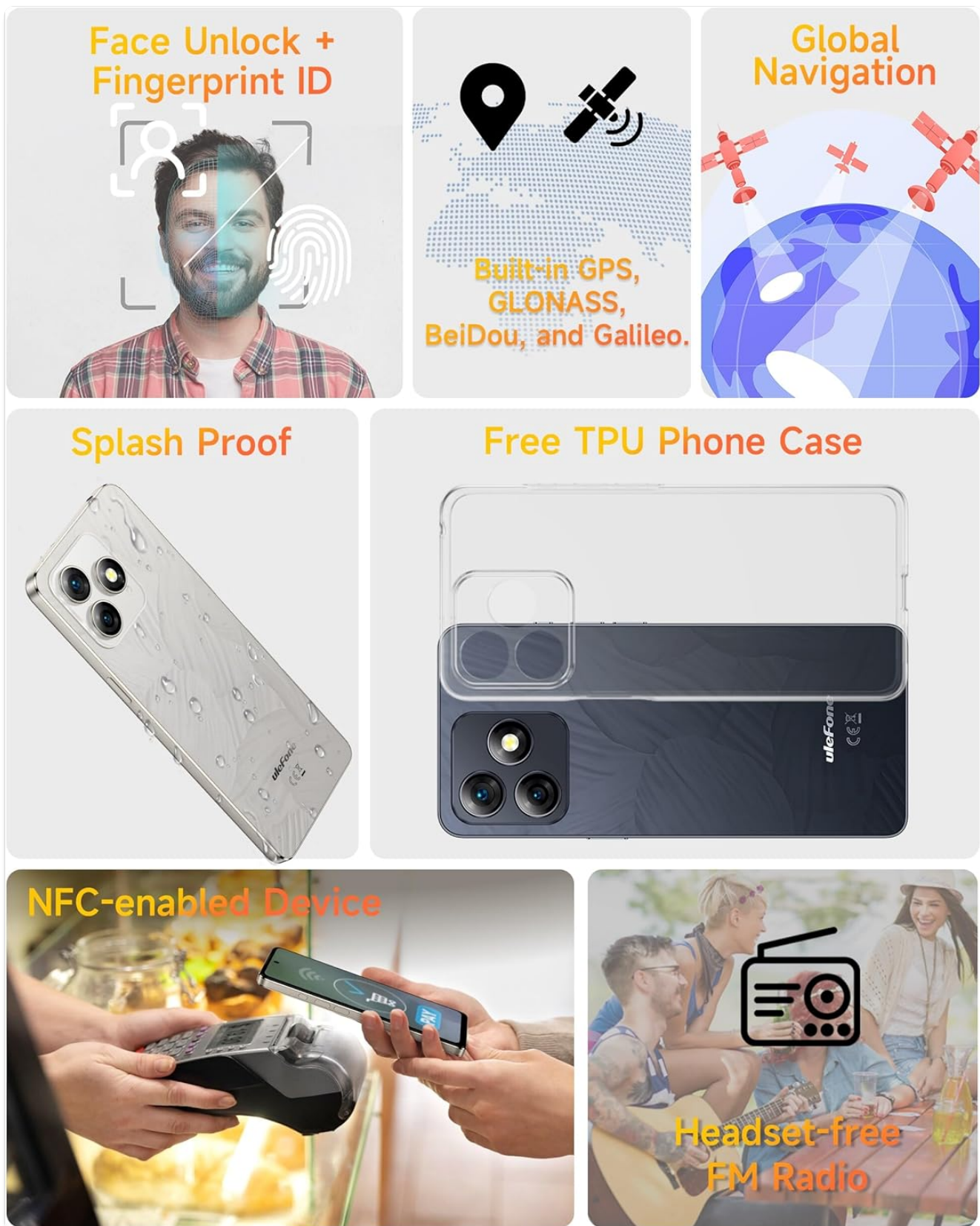


Image: Face Unlock and Fingerprint ID security options.

MAINTENANCE

1. Battery Care

- Avoid exposing the device to extreme temperatures (below 0°C or above 45°C) as this can degrade battery performance.
- Use only the original charger and cable provided with your device to prevent damage and ensure optimal

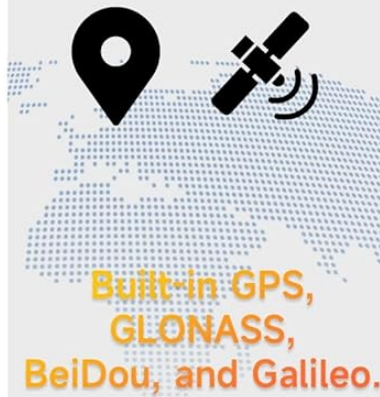
charging.

- Do not leave the device charging for extended periods after it has reached 100% to prolong battery lifespan.

2. Cleaning Your Device

- Gently wipe the screen and back of the phone with a soft, lint-free cloth.
- For stubborn smudges, slightly dampen the cloth with water or a screen cleaner solution. Avoid harsh chemicals.
- The device is splash-proof; however, avoid submerging it in water.

Face Unlock + Fingerprint ID



Global Navigation



Splash Proof



Free TPU Phone Case



NFC-enabled Device



Headset-free FM Radio



Image: Splash-proof design of the device.

3. Software Updates

Regularly check for and install system updates to ensure your device has the latest features, security patches, and performance improvements. You can usually find this option in Settings > System > System update.

TROUBLESHOOTING

If you encounter issues with your Ulefone Note 18 Pro, refer to the following common solutions:

Problem	Possible Solution
Device won't turn on	Ensure the battery is charged. Connect to the charger for at least 10 minutes, then try powering on again.
Apps crashing or freezing	Clear the app's cache (Settings > Apps > [App Name] > Storage > Clear cache). If the problem persists, try reinstalling the app or performing a factory reset (backup data first).
Poor battery life	Reduce screen brightness, disable unused features (Wi-Fi, Bluetooth, GPS), close background apps, and check for power-intensive apps in battery usage settings.
Cannot connect to Wi-Fi	Restart your router and the phone. Forget the network in phone settings and reconnect. Ensure Wi-Fi is enabled on the phone.
Fingerprint sensor not working	Ensure your finger is clean and dry. Re-register your fingerprint in Settings > Security > Fingerprint.

SPECIFICATIONS

The Ulefone Note 18 Pro boasts impressive specifications for a smooth user experience:

MediaTek Helio G91 Octa Core

Speed Unleashed



Octa-core
CPU




Up to 2.0GHz
Clock Speeds



12nm
Advanced Process



19%
Performance Upgraded



12GB RAM+256GB ROM



6GB+6GB
RAM+Virtual RAM

256GB
ROM

2TB
Expandable

Image: Processor and Memory details.

Feature	Detail
Model Name	Ulefone Note 18 Pro Phone Android 14 Cell Phones Unlocked
Operating System	Android 14
Processor	MediaTek Helio G91 Octa Core, 2 GHz
RAM	12 GB (6GB physical + 6GB virtual)

Feature	Detail
Internal Storage	256 GB
Expandable Storage	Yes, up to 2TB via TF card
Display	6.78-inch HD+ LCD, 1512 x 720 resolution, Corning Gorilla Glass, 90Hz Refresh Rate
Rear Camera	64 MP Main (Sony IMX682) + 50 MP Ultra-Wide
Front Camera	32 MP
Video Capture Resolution	4K
Battery Capacity	5450 mAh (Lithium Polymer)
Charging	18W Fast Charging, USB Type-C
SIM Card	Dual SIM (Nano-SIM)
Connectivity	4G LTE, Wi-Fi, Bluetooth, NFC, GPS, GLONASS, BeiDou, Galileo
Other Features	IR Remote Control, Fingerprint ID, Face Unlock, Custom Key, Splash Proof, Headset-free FM Radio
Dimensions	16.88 x 7.68 x 0.88 cm
Weight	211 g

WARRANTY AND SUPPORT

Your Ulefone Note 18 Pro comes with a standard manufacturer's warranty. For detailed warranty terms and conditions, please refer to the warranty card included in your package or visit the official Ulefone website. For technical support, troubleshooting assistance, or service inquiries, please contact Ulefone customer service through their official channels.

You can find more information and support resources on the [Ulefone Store on Amazon](#).