

## Soscana U Shape+ 2 Ottomans

# Soscana Sectional U Shape Sofa with Storage

Model: U Shape+ 2 Ottomans Beige

Brand: Soscana

## 1. INTRODUCTION

This manual provides essential instructions for the assembly, operation, and maintenance of your Soscana Sectional U Shape Sofa with Storage. Please read this manual thoroughly before assembly and use to ensure proper function and longevity of your product. Keep this manual for future reference.

## 2. SAFETY INFORMATION

Observe the following safety guidelines to prevent injury or damage to the product:

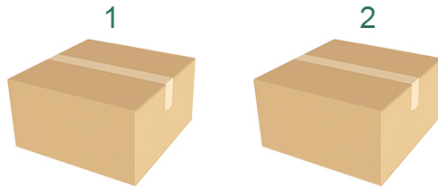
- Supervise children and pets to avoid entrapment risks.
- Keep the sofa away from open flames or high heat sources to prevent fire hazards.
- Do not stand or jump on the sofa or ottomans.
- Ensure all components are securely fastened before use.

## 3. PACKAGE CONTENTS

Your Soscana Sectional U Shape Sofa with Storage will arrive in two separate packages. Please verify that all components are present before beginning assembly. The packages typically include:

- Sofa sections (main seating units)
- 2 Movable Ottomans with Storage
- 2 Pillows
- Assembly hardware (legs, connectors, screws)
- Instruction manual

*Note: The delivery time for the two cartons might differ, but both will be delivered.*



### Delivered in 2 Cartons

The delivery time of 2 cartons might be different, but all of them will be delivered on time.



Image: Illustration showing the product delivered in two separate cartons.

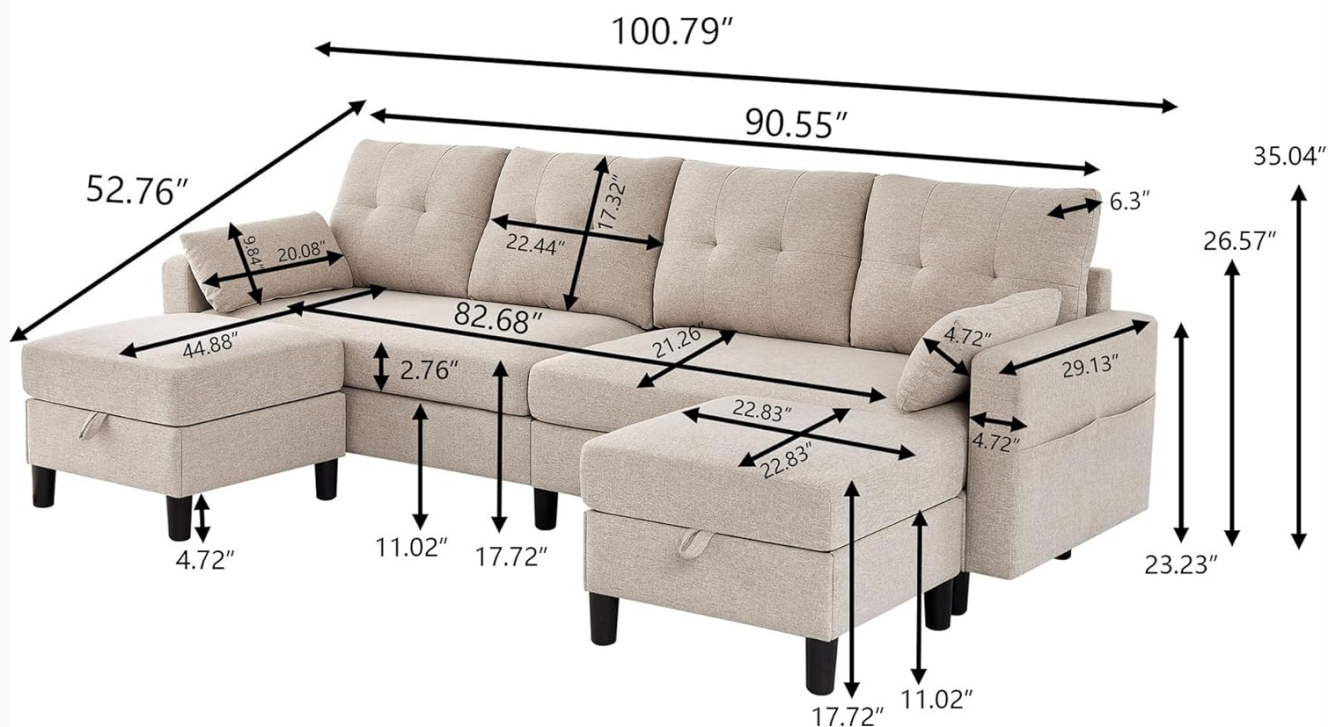
## 4. SETUP AND ASSEMBLY

Assembly is required for this product. Follow these steps carefully:

1. **Unpack Components:** Carefully remove all parts from the packaging. Lay them out on a clean, soft surface to prevent scratches.
2. **Attach Legs:** Securely attach the legs to each sofa section and ottoman using the provided hardware. Ensure they are tightened firmly.
3. **Connect Sofa Sections:** Position the sofa sections as desired (U-shape, L-shape, etc.) and use the included connectors to link them together.
4. **Position Ottomans:** Place the two movable ottomans in your preferred configuration. They can be used to extend the seating area or as standalone pieces.
5. **Fluff Cushions:** After opening the package, gently pat the cushions to help them regain their plumpness. Allow approximately 2 days for the cushions to fully expand and return to their original shape for optimal comfort.

# PRODUCT DIMENSIONS

Overall: 256.01(L)\*134.01(W)\* 89(H) cm



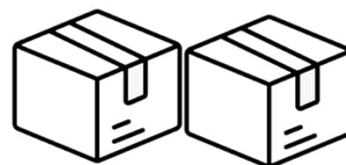
Easy Assembly



Weight Capacity



Customer Service



Delivered in **2** Boxes

Image: Diagram illustrating product dimensions and indicating easy assembly.

## MULTIPLE COMBINATIONS FOR YOUR DEMANDS

Design your space with 2 ottomans



Image: Visual guide demonstrating various possible configurations of the sofa and ottomans.

### 5. OPERATING INSTRUCTIONS

The Soscana Sectional U Shape Sofa is designed for versatile use in your living space.

- **Configuring the Sofa:** The two movable ottomans allow you to customize the sofa's shape. You can arrange them to create an L-shape, a U-shape, or use them independently as additional seating or footrests. This flexibility allows you to adapt the sofa to your room layout and needs.
- **Utilizing Storage Ottomans:** Each ottoman features a hidden storage compartment. To access, simply lift the top cushion. This space is ideal for storing blankets, pillows, magazines, or other living room essentials, helping to keep your space tidy.
- **Side Pockets:** The sofa includes convenient side pockets, perfect for holding remote controls, books, or small electronic devices.



## 2 OTTOMANS WITH LARGE STORAGE SPACES



Image: An open ottoman revealing its internal storage compartment, with dimensions indicated.

## Movable Ottoman to Meet Your Different Needs



Image: Demonstrates how the movable ottomans can be arranged to form U-shape, L-shape, or sleeper configurations.

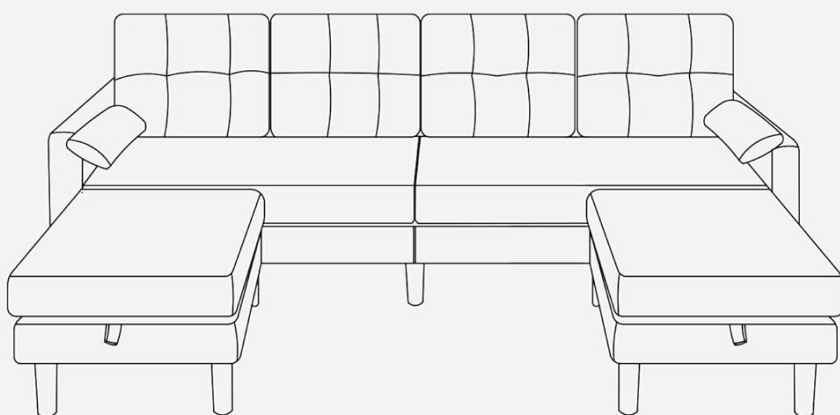


## 6. MAINTENANCE

Proper care will extend the life and appearance of your sofa.

- **Cleaning Fabric:** The sofa is upholstered with durable, easy-to-clean polyester fabric. For minor spills, blot immediately with a clean, dry cloth. For more stubborn stains, use a mild fabric cleaner according to the product instructions, testing on an inconspicuous area first.
- **Removable Covers:** The cushion covers are removable and washable. Refer to the care label on the covers for specific washing instructions. Typically, machine wash cold on a gentle cycle and air dry to prevent shrinkage or damage.
- **General Care:** Regularly vacuum the sofa to remove dust and debris. Rotate and fluff cushions periodically to maintain their shape and even out wear.

## PRODUCT DETAILS



Armrest Pillows



Side Pocket



Removable and Washable



Soft Seat Cushion

Image: Detailed view highlighting features such as armrest pillows, side pockets, and the removable and washable nature of the cushion covers.

## 7. TROUBLESHOOTING

If you encounter any issues with your sofa, refer to the following common solutions:

- **Sofa feels unstable:** Check all leg and section connectors to ensure they are securely tightened. Re-tighten if necessary.
- **Cushions appear flat:** Allow up to 48 hours for cushions to fully expand after unpacking. Regularly pat and fluff cushions to restore their shape.
- **Missing parts:** Verify all packages have been received. If parts are still missing, contact Soscana customer support with your purchase details.
- **Squeaking noises:** Inspect all joints and connections. Tighten any loose screws. If the issue persists, contact customer support.

## 8. SPECIFICATIONS

Feature	Detail
Brand	Soscana
Model	U Shape+ 2 Ottomans
Product Dimensions (D x W x H)	52.76" x 100.79" x 35"
Seating Capacity	4
Weight Capacity	800 lbs (approximate)
Material Type	Wood, Polyester
Frame Material Type	Wood
Fill Material	High Resilient Foam, Polyester
Cushion Construction	Foam and Polyester with Pocket Springs
Assembly Required	Yes
Color	Beige

## 9. WARRANTY INFORMATION

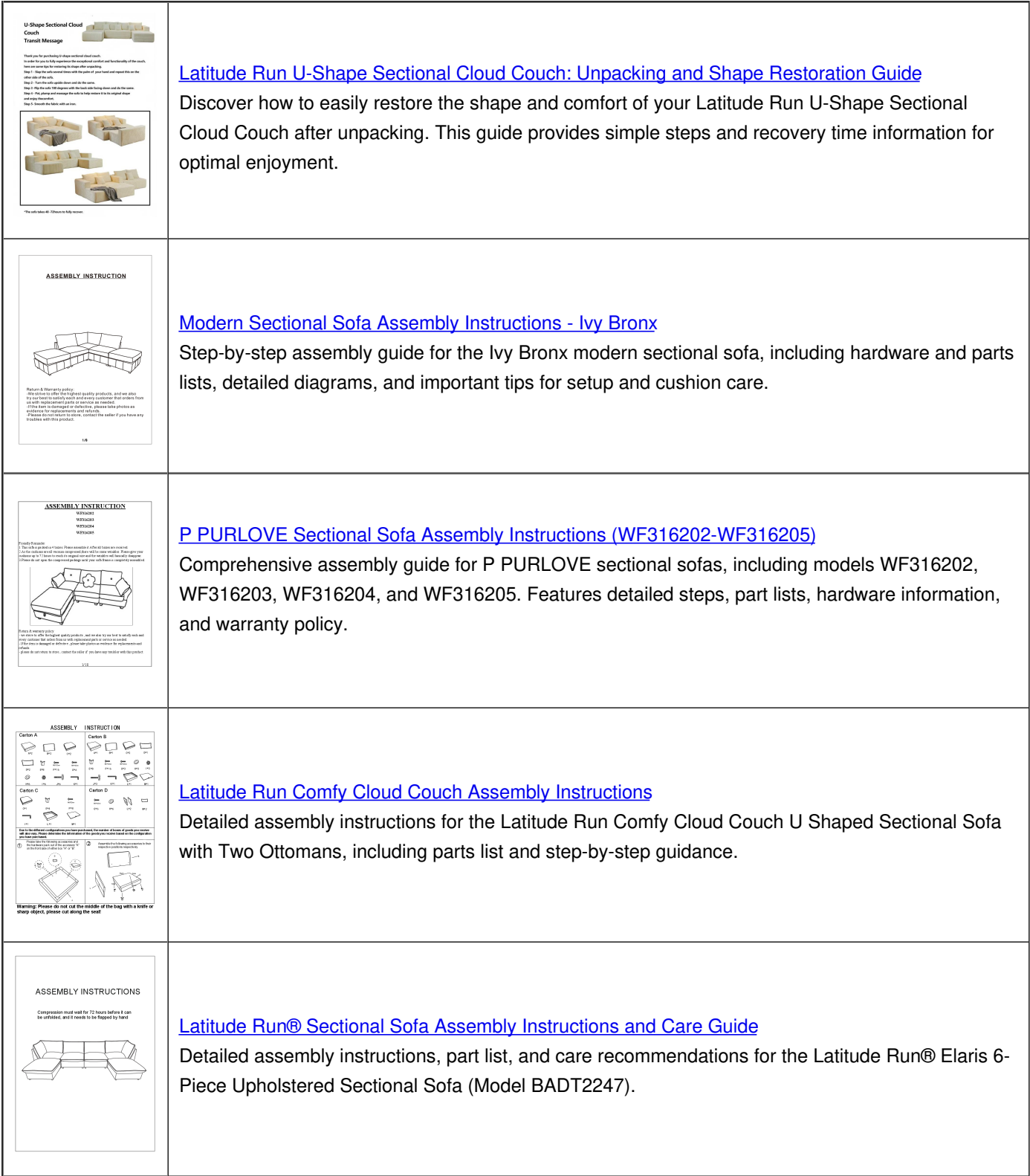
This Soscana product comes with a limited warranty. For specific details regarding warranty coverage, terms, and conditions, please refer to the documentation included with your purchase or contact Soscana customer support. The warranty typically covers manufacturing defects under normal use.

## 10. CUSTOMER SUPPORT

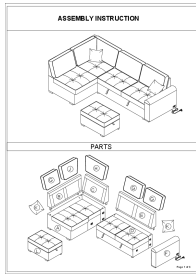
For any questions, assistance with assembly, or to report missing/damaged parts, please contact Soscana customer support. You can find more information and contact options by visiting the official Soscana store:

[Visit the Soscana Store on Amazon](#)

Seller: Soscana (ID: A2ZE2F71G1W480)







### [Latitude Run Sleeper Sectional Sofa Assembly Instructions](#)

Detailed assembly instructions for the Latitude Run Sleeper Sectional Sofa, including parts list, step-by-step guidance, and helpful hints for assembly and care.