

[manuals.plus](#) /

- › [JanflyHome](#) /
- › [JanflyHome Cat Litter Box Enclosure, 31.5" Hidden Furniture for 2 Cats, Modern Corner Cabinet With Double Room and Collapsible Bowl, Indoor House End Table, Black Instruction Manual](#)

JanflyHome JFUS-018

JanflyHome Cat Litter Box Enclosure Instruction Manual

Model: JFUS-018 | Brand: JanflyHome

1. PRODUCT OVERVIEW

The JanflyHome Cat Litter Box Enclosure is a stylish and functional furniture piece designed to discreetly house cat litter boxes while providing a comfortable space for your feline companions. Its corner design optimizes space, and the enclosed structure helps manage odors and offers privacy. This versatile cabinet can also serve as an end table or pet house, blending seamlessly with modern home decor.



Image: The JanflyHome Cat Litter Box Enclosure, showcasing its L-shaped design, white marble-look top, and black base with two cat entrances and integrated food bowls. A cat is seen resting on the rug in front of the enclosure.

2. KEY FEATURES

- **Stylish Corner Design:** Black and white modern aesthetic integrates into various home decors.
- **Private & Odor Control:** Enclosed design with ventilation grille and two entrances ensures privacy and contains odors.
- **Double Room for 2 Cats:** Spacious interior (31.5 x 17.7 x 19.7 inches) accommodates two cats simultaneously, with no middle partition for free movement.
- **Sturdy & Multifunctional:** Constructed from durable P2 materials, functioning as a pet house, sofa end table, or corner furniture.
- **Two Portable Cat Food Bowls:** Swiveling design for easy use inside or outside, with removable bowls for on-the-go convenience.

- **Spacious Countertop:** Utilizes corner space for storage and display.
- **Magnetic Latch:** Securely keeps doors closed.
- **Finely Polished Catholes:** Smooth and safe entry/exit points for cats.
- **Adjustable Legs:** For stability on uneven surfaces.
- **Cat Claw Screws:** Fixed cat bowl angle for stability during feeding.



Image: Detail view of the two portable cat food bowls, highlighting their swivelling mechanism and how they can be removed for cleaning or travel.

Corner Countertop

- 🐾 Utilising corner space for storage
- 🐾 Display items to accent your living room



Image: An overhead view of the enclosure's countertop, demonstrating its utility as a display surface for household items like a lamp and a radio.

No partition in the middle,
cats can have more space to move freely



Image: The interior of the enclosure with its doors open, revealing a spacious, undivided area suitable for multiple cats or larger litter boxes, along with a cat resting inside.



Magnetic
Latch

Finely
Polished Catholes

Adjustable
Legs

Cat Claw Screws
Fixed Cat Bowl Angle

Image: A detailed view highlighting specific features of the enclosure: a magnetic latch for the doors, finely polished cat entry holes, adjustable legs for stability, and screws to fix the cat bowl angle.

3. ASSEMBLY INSTRUCTIONS

Your JanflyHome Cat Litter Box Enclosure is designed for straightforward assembly. All necessary labeled parts and step-by-step instructions are included in the packaging. Please follow the provided manual carefully to ensure correct and stable construction. Assembly typically takes approximately 20 minutes.

Product Size

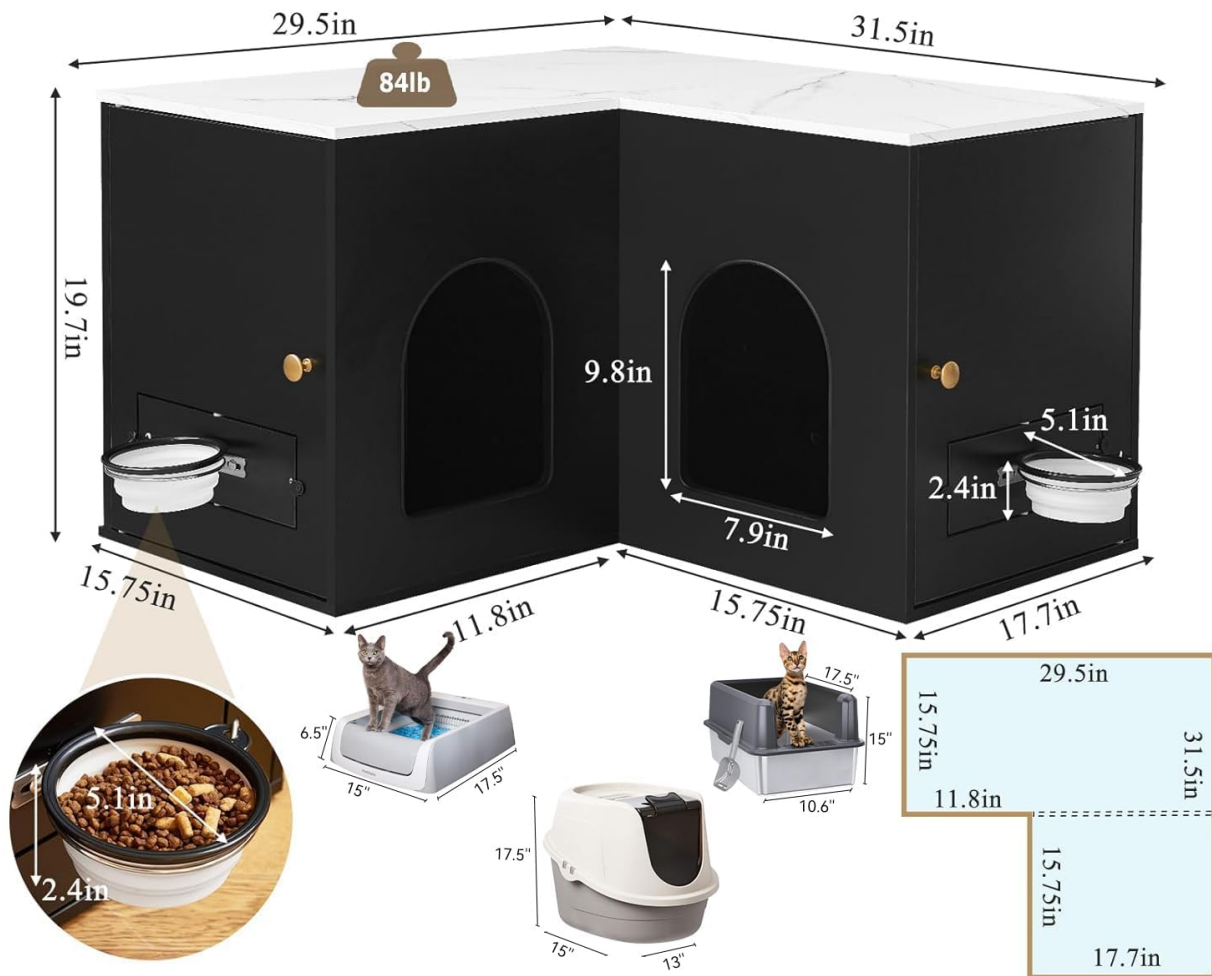


Image: A diagram illustrating the overall dimensions of the assembled cat litter box enclosure, including height, width, and depth, along with internal measurements for cat access and bowl placement.

4. OPERATION GUIDE

Once assembled, place your cat's litter box inside one of the compartments. The spacious interior allows for easy placement and removal of most standard litter boxes. The integrated food bowls can be swiveled out for easy access during feeding and then swiveled back in or removed when not in use. The dual entrances allow for easy access for your cats.



Image: A cat is shown gracefully entering the JanflyHome Cat Litter Box Enclosure through one of its arched openings, demonstrating ease of access.

Your browser does not support the video tag.

Video: An official product video demonstrating the JanflyHome Corner Cat Litter Box Enclosure in use, showing a cat entering and exiting, and the functionality of the integrated food bowls.

5. CARE AND MAINTENANCE

To maintain the cleanliness and longevity of your JanflyHome Cat Litter Box Enclosure, regular cleaning is recommended. The smooth surfaces can be wiped down with a damp cloth. For odor control, ensure the litter box inside is scooped daily. The enclosed design helps contain odors, but proper ventilation and regular litter changes are key.

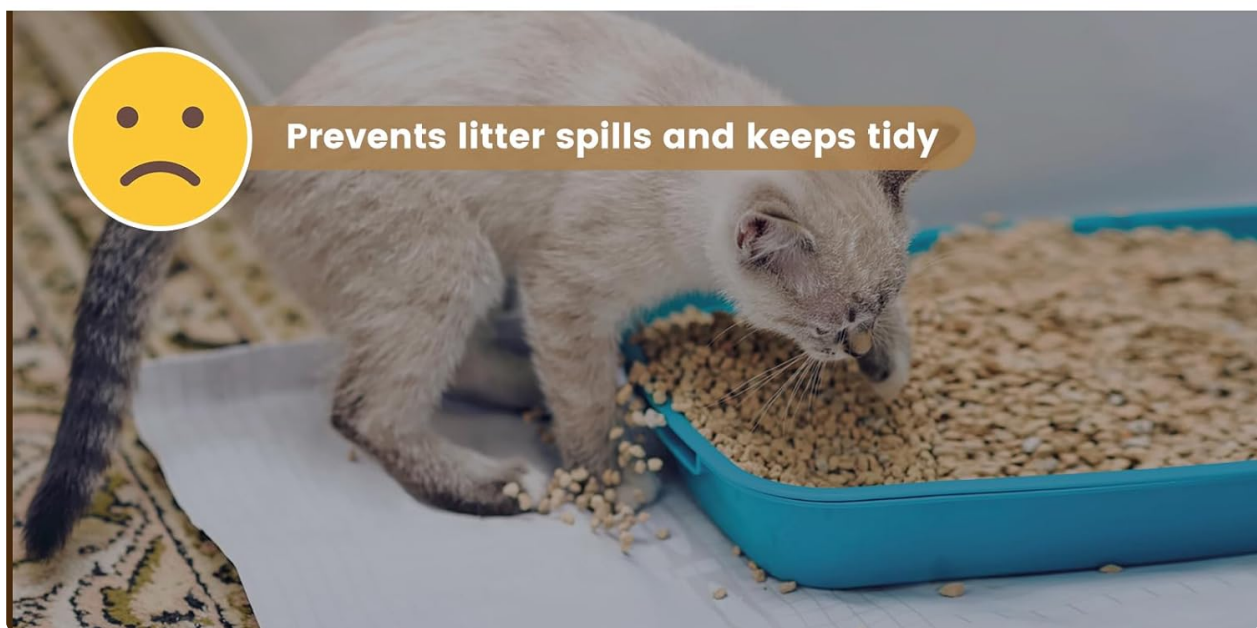
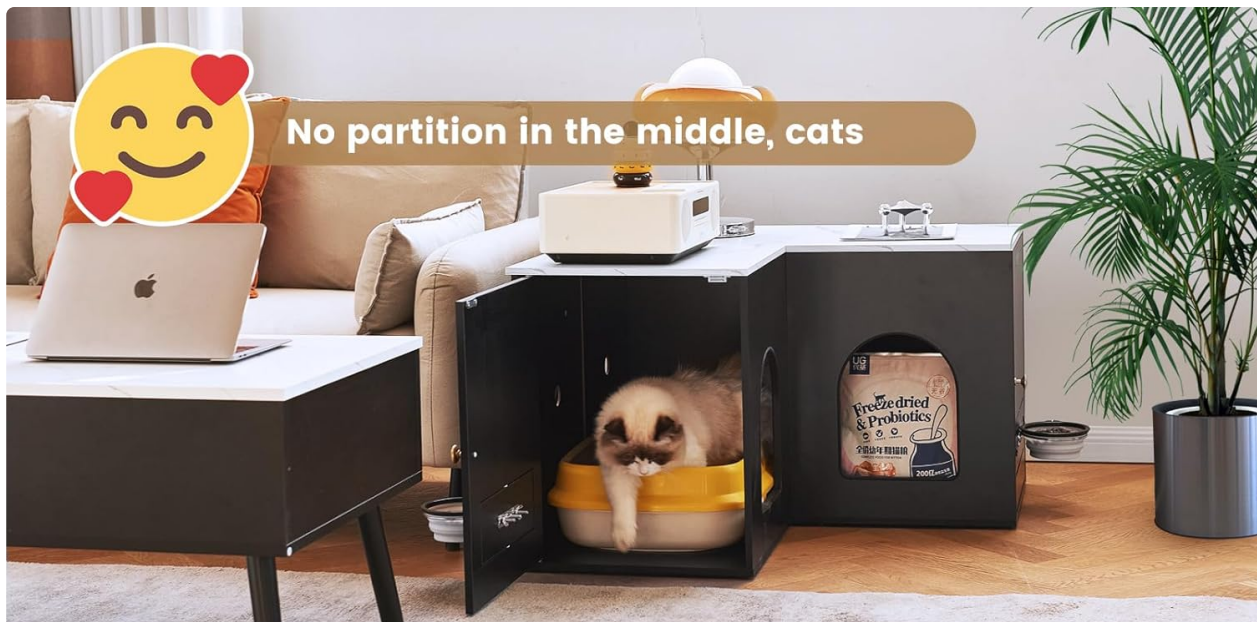


Image: A visual representation of how the enclosed design of the litter box furniture helps prevent litter spills and maintains a tidy surrounding area.

6. TROUBLESHOOTING

- **Cat not using the enclosure:** Ensure the litter box is clean and familiar to your cat. You may need to gradually introduce your cat to the new setup. Place familiar bedding or toys inside.
- **Odor issues:** While the enclosure helps, regular scooping and changing of litter are crucial. Consider using odor-absorbing litter or a litter box with a carbon filter. Ensure the ventilation grille is not obstructed.
- **Stability concerns:** Check that all screws are tightened during assembly. Utilize the adjustable legs to level the unit on uneven floors.

7. PRODUCT SPECIFICATIONS

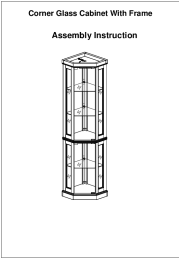
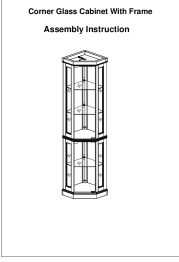
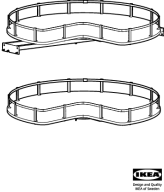


Attribute	Detail
Item Weight	43 pounds
Manufacturer	JanflyHome
ASIN	B0DNJMQBD8
Item Model Number	JFUS-018
Date First Available	November 19, 2024
Item Package Dimensions L x W x H	35 x 22 x 6 inches
Item Dimensions L x W x H	31.5 x 29.5 x 19.7 inches
Brand Name	JanflyHome
Target Audience Keyword	Cats
Color	Black
Size	Large
Material	Engineered Wood
Number of Items	1
Style	Modern
Included Components	1* Corner Cat Litter Box Enclosure, Accessory Kit, Indoor
Specific Uses for Product	Control Odors, Hide Litter Box, Indoor
With Lid	No
Litter Box Type	Covered Litter Box


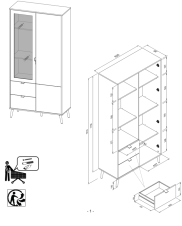
8. WARRANTY AND CUSTOMER SUPPORT

This JanflyHome Cat Litter Box Enclosure comes with a **1-year warranty** from the date of purchase. This warranty covers manufacturing defects and material flaws under normal use. Please retain your proof of purchase for warranty claims.

For any questions, concerns, or assistance with assembly, operation, or warranty claims, please contact JanflyHome customer support. Refer to the contact information provided with your product packaging or visit the official JanflyHome website for support details.

Related Documents - JFUS-018

	<p>Winston Porter Corner Glass Cabinet With Frame Assembly Instructions</p> <p>Detailed step-by-step assembly instructions for the Winston Porter Corner Glass Cabinet With Frame, including a comprehensive parts list, hardware guide, and textual descriptions of each assembly stage.</p>
	<p>Corner Glass Cabinet With Frame Assembly Instructions</p> <p>Detailed assembly instructions for the Corner Glass Cabinet With Frame, including a list of parts and hardware, and step-by-step guidance for construction.</p>
<p>UTRUSTA</p> 	<p>IKEA UTRUSTA Corner Base Cabinet Carousel Assembly Instructions</p> <p>Step-by-step guide for assembling the IKEA UTRUSTA corner base cabinet carousel, including parts list and assembly diagrams.</p>
	<p>Legrand Plexo³ IP65 Cabinets: Workshop Specifications and Technical Guide</p> <p>Comprehensive technical specifications, product range details, installation instructions, and accessories for Legrand Plexo³ IP65 weatherproof cabinets. Ideal for residential, commercial, and industrial applications.</p>
	<p>Safewaze Latitude / Latitude Pro Tie-Back SRL-P Instruction Manual</p> <p>Comprehensive instruction manual for Safewaze Latitude and Latitude Pro Tie-Back Self-Retracting Lifelines (SRLs), covering safety standards, applications, specifications, maintenance, inspection, and proper usage within a Personal Fall Arrest System (PFAS).</p>

<div data-bbox="124 100 175 123"></div> <div data-bbox="236 100 306 123">SOM52A/018</div> <div data-bbox="124 145 306 369"></div>	<div data-bbox="341 152 1027 185">Finori SOM52A/018 Assembly Instructions and User Manual</div> <div data-bbox="341 194 1444 304">Comprehensive assembly instructions and safety guidelines for the Finori SOM52A/018 furniture unit. Includes parts list, dimensions, step-by-step assembly guidance, and important warnings for safe use and installation.</div>
---	--