

ACEFAST AceFit Air

Acefast AceFit Air Open Ear Headphones User Manual

Model: AceFit Air

INTRODUCTION

The Acefast AceFit Air Open Ear Headphones are designed to provide a comfortable and immersive audio experience while keeping you aware of your surroundings. Featuring advanced sound technology, a lightweight design, and long battery life, these headphones are ideal for sports, daily commutes, and general listening. This manual provides essential information on how to set up, operate, maintain, and troubleshoot your AceFit Air headphones.



Image: Acefast AceFit Air open-ear headphones and charging case.

WHAT'S IN THE BOX?

- Acefit Air Open-ear Earbuds x2
 - Acefit Air Charging Case x1
 - USB-C Charging Cable x1
 - User Manual x1
-

Open Ear Lifestyle

Stay aware of your surroundings while enjoying music, whether exercising, working, or outdoors.




Image: Contents of the Acefast AceFit Air package, including earbuds, charging case, USB-C cable, and user manual.

SETUP

Initial Use

Before first use, remove the insulating film located between the earbuds and the charging case. It is recommended to fully charge both the earbuds and the charging case before initial operation.

Charging

To charge the AceFit Air headphones, place them into the charging case. Connect the USB-C charging cable to the charging case and a power source. A full charge for the case takes approximately 2 hours. A 5-minute quick charge provides 2 hours of playback.

ENC Four-mics call noise cancellation



Water and Sweat-Resistant



Customizable EQ Mode via the ACEFAST App



ACEFAST
App



Up to 36H Battery Life

8 hours-Earbuds

36 hours-Charging Case



Fast Charging

10 minutes of charging
provides 2 hours of playback



Image: Acefast AceFit Air charging case connected to a USB-C cable, illustrating the charging process and battery life indicators.

Pairing

The AceFit Air headphones utilize Bluetooth 5.4 for stable and efficient connections. To pair:

1. Ensure the earbuds are in the charging case and the case lid is open.
2. On your device (smartphone, tablet, laptop), enable Bluetooth.
3. Select "AceFit Air" from the list of available Bluetooth devices.
4. The earbuds will automatically connect.

The headphones support effortless multi-device pairing, allowing seamless connection to two devices simultaneously for smooth multitasking and easy switching.

OPERATING INSTRUCTIONS

Touch Controls

The AceFit Air headphones feature intuitive touch controls on each earbud:

- **Tap:** Turn up/down the volume.
- **Double tap:** Play/pause music, answer/hang up calls.
- **Three taps:** Previous song (left earbud), next song (right earbud).
- **Long touch (2 seconds):** Reject call, wake up voice assistant.

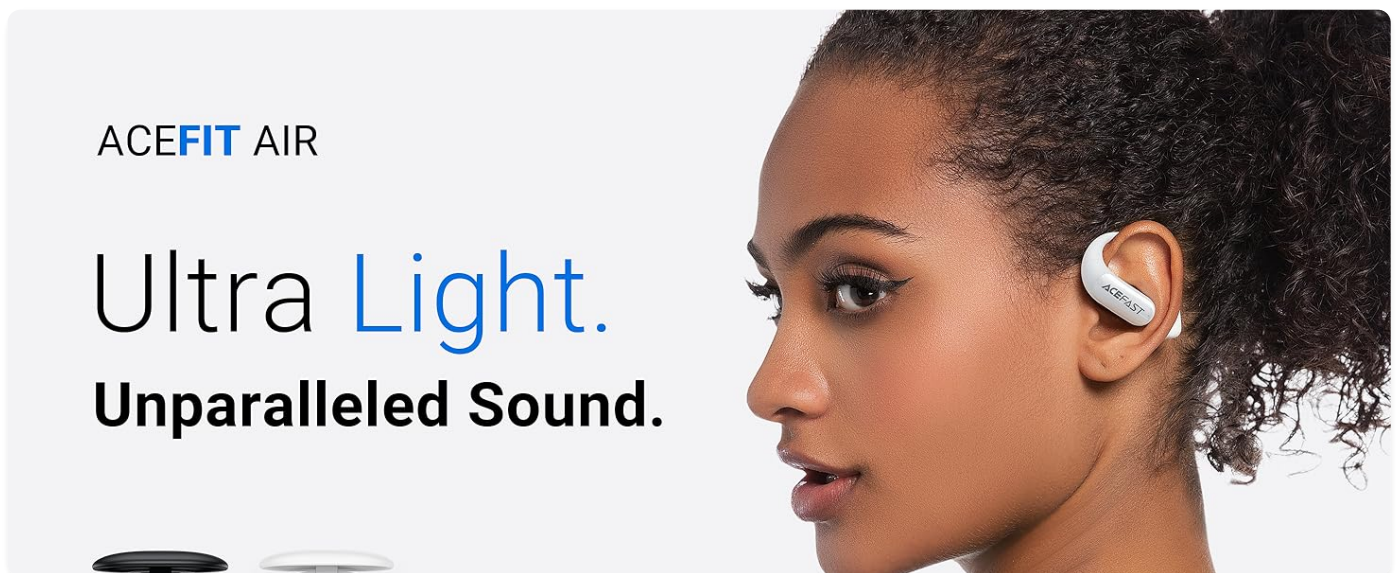


Image: Visual guide to touch controls on the Acefast AceFit Air headphones.

ACEFAST App Control

Enhance your listening experience by connecting to the ACEFAST app. The app allows you to monitor battery life, choose sound modes, customize EQ settings, and tailor earphone controls to your preference.

32 Hours Battery Life & 5 min Quick Charge.

Long battery life Listen uninterrupted, Charge for 10 minutes and listen for 2 hours.

*Test data from ACEFAST Audio Lab with volume at 50%



Image: ACEFAST app interface on a smartphone, demonstrating customization options for the headphones.

Open-Ear Design Benefits

The open-ear design of the AceFit Air headphones allows you to stay aware of your surroundings while enjoying audio. This is particularly beneficial for outdoor activities like running and cycling, or for maintaining situational awareness in an office environment.



ACEFAST AceFit Air



Soft and skin-friendly silicone.



0.7mm adjustable titanium alloy ear hook.



Ergonomic design compatible with glasses.



Other Open-ear Earbuds



Rigid plastic material.



Non-adjustable plastic ear hook.



Thick ear hooks causing incompatibility with glasses.

Image: Individuals wearing Acefast AceFit Air headphones during activities, emphasizing the benefit of the open-ear design for situational awareness.

MAINTENANCE

Water Resistance (IP54)

The AceFit Air headphones are IP54 water-resistant, meaning they are protected against dust ingress and splashing water from any direction. This makes them suitable for workouts and light rain. Do not submerge the headphones in

water.

Cleaning and Storage

Wipe the earbuds and charging case with a soft, dry cloth. Avoid using abrasive cleaners or solvents. Store the headphones in their charging case when not in use to protect them and ensure they remain charged.

TROUBLESHOOTING

- **Right earbud not working initially:** If the right earbud does not work at first, ensure the insulating film has been removed and charge both earbuds for a while. It may have powered on during shipping and drained its battery.
- **Cannot pair with device:** Ensure Bluetooth is enabled on your device and the earbuds are in pairing mode (usually indicated by a flashing light). If issues persist, try restarting both the earbuds (by placing them in the case and closing/opening the lid) and your device.
- **Low volume or poor sound quality:** Check the volume levels on both your device and the earbuds. Ensure the earbuds are clean and properly positioned on your ears. Use the ACEFAST app to adjust EQ settings if needed.
- **Charging issues:** Ensure the USB-C cable is securely connected to both the charging case and the power source. Try a different cable or power adapter if necessary.

SPECIFICATIONS

Feature	Detail
Model Name	AceFit Air
Connectivity Technology	Wireless (Bluetooth 5.4)
Ear Placement	Open Ear
Water Resistance Level	IP54 Water Resistant
Earbud Weight (each)	7.5g
Total Playtime (with case)	Up to 32 Hours
Charging Case Battery Capacity	500 mAh
Charging Case Charging Time	2 Hours
Audio Driver Type	Dynamic Driver (20mm)
Frequency Range	20 Hz - 20,000 Hz
Control Method	Touch, App
Noise Control	None (Open Ear Design)
Microphones	4-mic ENC noise cancellation for calls


WARRANTY AND SUPPORT

ACEFAST products are manufactured to high quality standards. For warranty information and support, please refer to the official ACEFAST website or contact their customer service directly. A digital version of this user manual may also be

available on the product support page.
For further assistance, you may refer to the official Instructions for Use (IFU) PDF document[Instructions for Use \(PDF\)](#)



Documents - ACEFAST – AceFit Air



[ACEFAST AceFit Air Wireless Bluetooth Earphones User Manual](#)

Comprehensive user guide for ACEFAST AceFit Air wireless Bluetooth earphones, covering setup, pairing, touch controls, app features, IP55 rating, and charging.
lang: score:11 filesize: 7.71 M page_count: 1 document date: 2025-01-06