

ACEFAST AceFit Air

Acefast AceFit Air Open Ear Headphones User Manual

Brand: ACEFAST

Model: AceFit Air

1. OVERVIEW

The Acefast AceFit Air Open Ear Headphones are designed for comfort and performance, especially during active use. They feature an open-ear design allowing awareness of surroundings, lightweight construction, and robust audio capabilities.

ACEFAST

**New Audiovisual
Experience**

Image: Acefast AceFit Air headphones highlighting their ultra-light design and unparalleled sound quality.

Key Features:

- **Ultra Thin & Ultra Comfort:** Crafted with durable Ni-Ti memory wire and supermolecular liquid silicone, featuring an ultra-slim 0.7mm earhook for all-day comfort, even for glasses wearers.
- **Redefining Open Ear Buds Audio:** Equipped with a 3-magnet super-linear speaker designed by Luxshare-ICT, offering up to 0.5mm high amplitude for deeper bass, clearer highs, and unmatched clarity.
- **7.5g Ultra Light & Portable:** Each headphone weighs only 7.5g, ensuring comfort. The 1.04-inch thick charging case is highly portable.
- **Tailored Sound & Open Ear Comfort:** Features AELC digital enhancement and customizable EQ via the ACEFAST app for personalized audio.

- **Cutting Edge Features:** Seamless dual-device connection, 2 hours of use from a 5-minute charge, IP54 water resistance, and 4-mic ENC noise cancellation for clear calls.

2. WHAT'S IN THE BOX?

Your Acefast AceFit Air package includes everything you need to get started:




Image: The Acefast AceFit Air product box displaying the earbuds, charging case, USB-C charging cable, and user manual.

- Acefit Air Open-ear Earbuds x2
- Acefit Air Charging Case x1
- USB-C Charging Cable x1
- User Manual x1

3. SETUP GUIDE

Follow these steps to set up your Acefast AceFit Air headphones for the first time:

1. **Unpack and Prepare:** Carefully remove the earbuds and charging case from the packaging. Remove the insulating film between the earbuds and charging case.
2. **Charge the Device:** Connect the USB-C charging cable to the charging port on the case and a power source. Ensure the earbuds are properly seated in the charging case. Charge fully before first use. If one earbud doesn't work initially, charge both for a while as it may have powered on during shipping and drained.
3. **Power On:** The earbuds will automatically power on when removed from the charging case.
4. **Pairing:** Open the charging case. The earbuds will enter pairing mode. On your device (smartphone, laptop, etc.), go to Bluetooth settings and select "AceFit Air" from the list of available devices to connect.

Triple-Magnet Ultra-Linear Speaker

Boosts volume by **20%** with reduced distortion, enhances bass depth by **30%**, balanced mids and highs, with vivid sound details.



Image: The Acefast AceFit Air earbuds resting in their open charging case, ready for pairing.

4. OPERATING INSTRUCTIONS

4.1. Pairing and Connectivity

The AceFit Air headphones utilize Bluetooth 5.4 for stable and efficient connections. They support effortless multi-device pairing, allowing you to seamlessly switch between two connected devices like a laptop and a smartphone.

Ultra Thin & Light Ultra Comfort.

The 0.7mm ultra-slim earhook redefines the ultralight design—thinner than the 0.9mm standard and with the headphones weighing just 7.5g. Perfect for all-day comfort, even with glasses.



Image: Acefast AceFit Air headphones floating between a laptop and a smartphone, illustrating effortless multi-device pairing.

4.2. Controls

The earbuds feature intuitive touch controls for easy management of your audio and calls. You can also customize settings via the dedicated ACEFAST app.

Supramolecular Liquid Silicone Unmatched Comfort.

Crafted with durable Ni-Ti memory wire and coated in supramolecular liquid silicone, the earhook undergoes 6 meticulous processes to achieve unmatched comfort.



Image: A diagram illustrating the touch control functions of the Acefast AceFit Air headphones, including tap, double tap, three taps, and long touch for various commands.

IP54 Water-Resistant.

Enjoy your music even when you're sweating heavily or caught in a downpour.



Image: Screenshots of the ACEFAST mobile application, showing options to monitor battery life, choose sound modes, customize EQ settings, and tailor earphone controls.

4.3. Battery Life and Charging

Enjoy extended listening with up to 32 hours of total playtime with the charging case. A quick 5-minute charge provides 2 hours of playback.

Ultra Slim Redefining Sleek.

The 1.04-inch thick earbuds charging case offers exceptional portability, easily fitting into your pocket or gym bag.



Image: An illustration highlighting the 32-hour battery life and the quick charge feature of the Acefast AceFit Air headphones.

4.4. Water Resistance and Call Quality

The earbuds are IP54 water-resistant, making them suitable for workouts and light rain. Crystal-clear calls are ensured by the 4-mic ENC noise cancellation technology.

20x8mm Ultra-large Driver.

The 20x8mm ultra-large driver, crafted with a composite diaphragm, combines strength and flexibility to deliver crystal-clear mids, balanced highs, and deep, resonant bass.




Image: An Acefast AceFit Air earbud with a visual representation of directional sound gathering, emphasizing less sound leakage for privacy and clear calls.

4.5. Speaker Technology

The AceFit Air features a 3-magnet super-linear speaker, co-developed with Luxshare ICT, which sets a new benchmark for sound quality in open-ear headphones. This advanced design delivers powerful bass and incredible detail.

Video: A demonstration comparing the sound quality and internal components of a normal speaker versus the Acefit Air's 3-magnet super-linear speaker, highlighting its superior bass and clarity.

5. MAINTENANCE

To ensure the longevity and optimal performance of your Acefast AceFit Air headphones, follow these

maintenance tips:

- **Cleaning:** Regularly wipe the earbuds and charging case with a soft, dry, lint-free cloth. Avoid using harsh chemicals or abrasive materials.
- **Storage:** Always store the earbuds in their charging case when not in use to protect them from dust, dirt, and physical damage.
- **Temperature:** Avoid exposing the headphones to extreme temperatures (hot or cold) or high humidity, as this can affect battery life and internal components.

6. TROUBLESHOOTING

If you encounter any issues with your Acefast AceFit Air headphones, try the following solutions:

- **Earbud Not Working (First Use):** Ensure the insulating film between the earbuds and charging case has been removed. Charge both earbuds and the case fully, as one earbud might have powered on during shipping and drained its battery.
- **Pairing Issues:** Ensure Bluetooth is enabled on your device and the earbuds are in pairing mode (indicated by a flashing light). Try forgetting the device on your phone and re-pairing.
- **No Sound/Low Volume:** Check the volume levels on both your connected device and the earbuds. Ensure the earbuds are properly seated on your ears.
- **Charging Problems:** Verify the USB-C cable is securely connected to both the case and the power source. Try a different USB-C cable or power adapter.
- **Unresponsive Touch Controls:** Ensure the touch area is clean and dry. A quick reset by placing the earbuds back in the case and closing it might resolve the issue.

For more complex issues, please refer to the official user guide or contact customer support.

7. TECHNICAL SPECIFICATIONS

Feature	Specification
Model Name	AceFit Air
Connectivity Technology	Wireless (Bluetooth 5.4)
Ear Placement	Open Ear
Water Resistance Level	IP54 Water Resistant
Carrying Case Battery Average Life	32 Hours
Carrying Case Battery Charging Time	2 Hours
Audio Driver Type	Dynamic Driver (3-magnet super-linear speaker)
Audio Driver Size	20 Millimeters
Control Type	App Control, Touch

Feature	Specification
Item Weight (Earbuds)	7.5g (each)
Product Dimensions	1.97 x 2.76 x 0.59 inches
Material	Skin-friendly Silicone, High-polymer Eco-friendly Plastic, Aerospace-grade titanium alloy


8. WARRANTY AND SUPPORT

ACEFAST products typically come with a standard manufacturer's warranty covering defects in materials and workmanship. Please refer to the official user guide for specific warranty terms and conditions.

For detailed support, including comprehensive troubleshooting, FAQs, and contact information for customer service, please consult the full Instructions for Use (IFU) PDF document:

Download Official User Guide
(PDF)

Documents - ACEFAST – AceFit Air



[ACEFAST AceFit Air Wireless Bluetooth Earphones User Manual](#)

Comprehensive user guide for ACEFAST AceFit Air wireless Bluetooth earphones, covering setup, pairing, touch controls, app features, IP55 rating, and charging.
lang: score:11 filesize: 7.71 M page_count: 1 document date: 2025-01-06