

ABM700

Video Baby Monitor ABM700

USER MANUAL

1. Introduction and Package Contents

The ABM700 Video Baby Monitor is designed to provide secure and reliable monitoring of your baby. This advanced model includes a 5-inch HD display, night vision capabilities, and a range of features for enhanced peace of mind.

Package Contents:

- Baby Camera Unit
- Parent Monitor Unit
- User Manual
- Power Adapters and Cables (2 sets)



Image 1.1: The ABM700 Video Baby Monitor, featuring the camera unit and the parent monitor unit with a live view of a baby in a crib.

2. Setup Guide

2.1 Charging the Monitor

Before first use, fully charge the parent monitor unit for approximately 8 hours. Connect the power adapter to the monitor's charging port and plug it into a wall outlet. The battery indicator on the screen will show charging status.

2.2 Positioning the Camera

Place the baby camera unit in a location that provides a clear view of your baby's crib or play area. Ensure it is at least 1 meter (3 feet) away from the baby to prevent entanglement with cables.

2.3 Initial Connection

The camera and monitor units are pre-paired at the factory. Simply power on both units, and they should automatically connect. If connection issues occur, refer to the troubleshooting section for re-pairing instructions.

3. Operating Instructions

3.1 Monitor Controls Overview





Image 3.1: Overview of the ABM700's intelligent monitoring features, including 355° PTZ rotation, infrared night vision, 8 lullabies, 2.4G wireless transmission, two-way audio, temperature detection, volume control, 5.0-inch LCD HD display, breast feeding reminder, crying reminder, sound activation (VOX), and loop recording.

The parent monitor unit features a 5-inch HD display and intuitive controls for managing camera functions and settings. Refer to the on-screen menu for detailed options.

3.2 Pan, Tilt, and Zoom (PTZ)

Use the directional buttons on the parent unit to remotely control the camera's pan (355° horizontal) and tilt (75° vertical) movements. This allows you to adjust the viewing angle without entering the baby's room. The monitor also supports digital zoom for closer inspection.

PAN TILT REMOTE CONTROL

Fully monitored horizontal rotation at 355 degrees and up and down 75 degrees, with no blind spots, keeping the baby in your line of sight

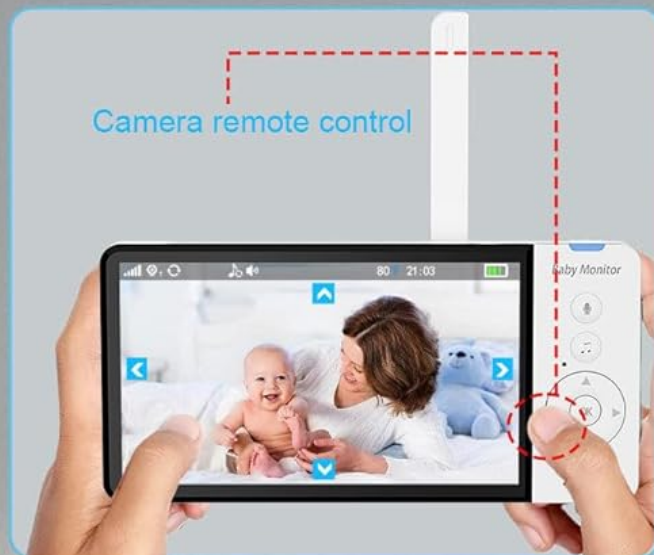


Image 3.2: The camera unit's pan and tilt capabilities, showing 355 degrees of horizontal rotation and 75 degrees of

vertical tilt, ensuring comprehensive room coverage.

3.3 Two-Way Intercom

Press and hold the talk button on the parent unit to speak to your baby through the camera's speaker. Release the button to hear your baby's sounds. This feature allows for comforting your baby remotely.

TWO-WAY INTERCOM

Bidirectional intercom can timely comfort and give the baby a sense of security, More convenient communication and interaction with babies



Image 3.3: Illustration of the two-way intercom feature, enabling parents to speak to their baby through the monitor and hear their baby's responses.

3.4 Night Vision

The camera automatically activates infrared night vision in low-light conditions, providing a clear black and

white image of your baby up to 32 feet (approximately 10 meters) away, even in complete darkness.



Image 3.4: The monitor displaying a clear black and white image of a sleeping baby in a dark room, demonstrating the infrared night vision feature.

3.5 Temperature Alert

The camera unit includes a built-in temperature sensor that constantly monitors the room temperature. You can set high and low temperature alerts on the parent unit to be notified if the room temperature falls outside your desired range.

TEMPERATURE ALERT

Built in temperature sensor, constantly monitoring the temperature of the baby's room to provide a comfortable environment for the baby



Temperature reminder

< 20 °C

> 30 °C




Image 3.5: The temperature alert feature, which notifies parents if the baby's room temperature goes below 20°C or above 30°C, ensuring a comfortable environment.

3.6 Lullabies

The monitor features 8 pre-programmed lullabies. Access the lullaby menu on the parent unit to select and play soothing melodies for your baby.

3.7 Built-in Recorder and VOX Mode

The ABM700 includes a built-in recorder for capturing moments. Insert a compatible memory card (not included) to utilize this feature. The VOX (Voice Operated eXchange) mode activates the monitor's screen and sound when it detects noise above a certain threshold, conserving battery life.

4. Maintenance

4.1 Cleaning

Wipe the camera and monitor units with a soft, dry cloth. Do not use abrasive cleaners or solvents. Ensure the units are unplugged before cleaning.

4.2 Storage

When not in use for extended periods, store the monitor and camera in a cool, dry place, away from direct sunlight and extreme temperatures. Ensure the battery is partially charged before storage to maintain its health.

5. Troubleshooting

Problem	Possible Cause	Solution
No image/sound on monitor	Units not powered on, out of range, or not paired.	Ensure both units are plugged in and powered on. Move monitor closer to camera. Re-pair units if necessary (refer to manual for specific steps).
Poor signal reception	Too far apart, obstructions (walls, electronics).	Reduce distance between units. Remove large metal objects or other electronic devices that may cause interference.
Monitor battery drains quickly	VOX mode off, continuous use, aging battery.	Enable VOX mode to conserve battery. Ensure monitor is fully charged before use. Battery life naturally decreases over time.
Temperature reading inaccurate	Camera placed near heat/cold source.	Relocate camera away from direct sunlight, vents, or windows.


6. Specifications

Feature	Detail
Model Number	ABM700

Feature	Detail
Display Size	5-inch HD LCD
Video Resolution	720p
Connectivity Technology	Wireless (FHSS)
Signal Range	Up to 400m (open space)
Camera Pan Angle	355°
Camera Tilt Angle	75°
Night Vision Range	Up to 32 feet (10 meters)
Monitor Battery Capacity	5,000 mAH
Special Features	Local Recording, 2 Way Audio, HD Resolution, Cry Detection, Motion Sensor, Temperature Sensor, Lullabies
Product Dimensions (Camera)	80mm (W) x 114mm (H) x 100mm (D)
Product Dimensions (Monitor)	150mm (W) x 75mm (H) x 20mm (D)
Item Weight	600 g

Product parameters

Camera



Monitor



Image 6.1: Detailed dimensions of the ABM700 camera and monitor units.

7. Warranty and Support

7.1 Warranty Information

This product comes with a **1-year local warranty** against manufacturing defects from the date of purchase. Please retain your proof of purchase for warranty claims.

7.2 Customer Support

For technical assistance, troubleshooting, or warranty inquiries, please contact our customer support team. Refer to the contact information provided on the product packaging or our official website.

