

Raycom W1

Raycom 4Pack 5G/2.4G Security Cameras User Manual

Model: W1 | Brand: Raycom

INTRODUCTION

This user manual provides comprehensive instructions for the Raycom 4Pack 5G/2.4G Security Cameras. These advanced wireless cameras offer 2K UHD video, dual-band Wi-Fi connectivity, AI motion detection, color night vision, and two-way audio, making them suitable for both indoor and outdoor surveillance. Please read this manual thoroughly before operating the device to ensure proper setup and optimal performance.

WHAT'S IN THE BOX

- 4 x Rechargeable Battery Security Camera
- 4 x Bracket
- 4 x Screws Set
- 4 x Power Cord
- 1 x User Manual

Video Description: This video demonstrates the unboxing of the Raycom W1 security camera, showing all included components and their initial appearance.

PRODUCT OVERVIEW

The Raycom security camera is designed for versatile surveillance, offering high-resolution video and robust features for both indoor and outdoor environments. Its compact design integrates advanced technology for reliable home security.



Image Description: A visual representation of the four Rraycom 2K security cameras in black, alongside a smartphone displaying live footage, illustrating the multi-camera system.




Image Description: A close-up of the Rraycom 2K security camera, demonstrating its IP65 waterproof design and indicating support for both 2.4G and 5G Wi-Fi.

SETUP GUIDE

1. Charging the Camera

Before initial use, fully charge the camera using the provided power cord. Connect the power cord to the camera's charging port and a standard USB power adapter (not included). The charging indicator light will show the charging status.


2. App Installation

Download the **O-Kam Pro** app from your smartphone's app store (available on iOS and Android). Search for "O-Kam Pro" and install the application.

3. Pairing the Camera

Open the O-Kam Pro app and follow the on-screen instructions to add a new device. The camera supports

Bluetooth pairing for a quick and easy setup process. Ensure your phone's Bluetooth is enabled during pairing.



No Subscription Needed
Supports microSD cards up to 256GB or subscribe to O-KAM Pro cloud storage.(Not include)

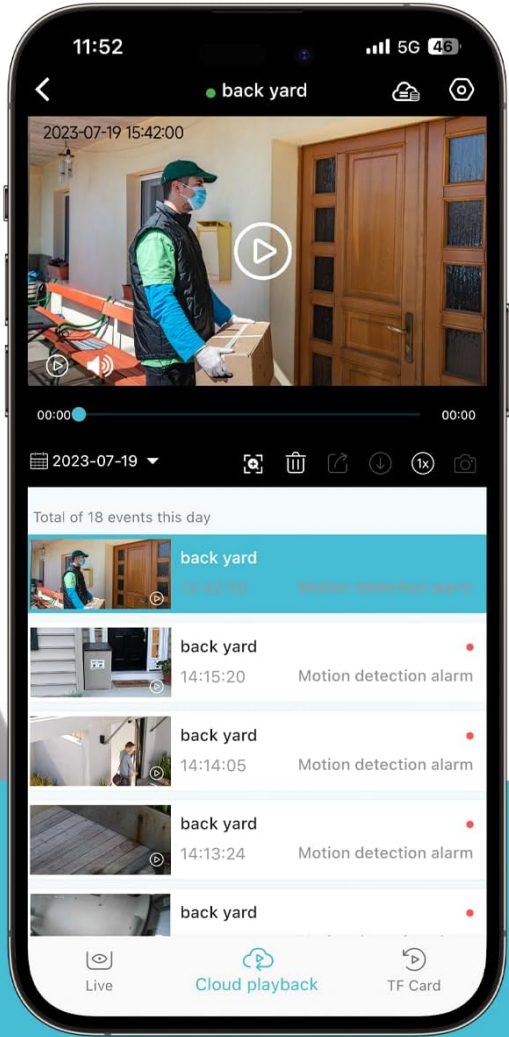


Image Description: This image shows the O-Kam Pro app interface on a smartphone, demonstrating the simple Bluetooth pairing process for the Raycom camera.

4. Mounting the Camera

Select a suitable location for your camera, ensuring it has a clear field of view and good Wi-Fi signal. Use the included bracket and screws to securely mount the camera to a wall or other stable surface. Adjust the camera angle as needed for optimal coverage.

OPERATING INSTRUCTIONS

Live View and Two-Way Audio

Access the live video feed through the O-Kam Pro app. The integrated two-way audio feature allows you to communicate with visitors or deter intruders directly from your smartphone. Simply tap the microphone icon in the app to speak.



Clear 2-Way Talk

Hear and speak like you're face-to-face

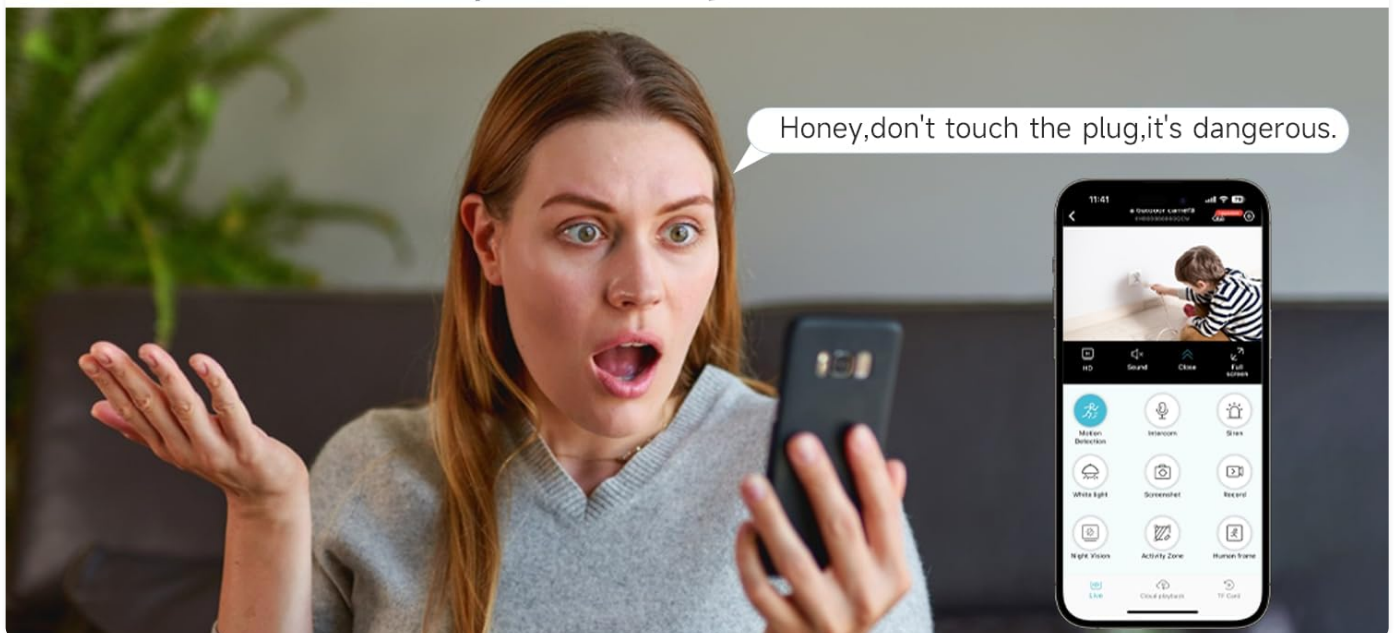


Image Description: This image illustrates the two-way audio function, showing a user interacting through the app with someone visible on the camera's live feed.

Motion Detection and Alerts

The camera features AI-powered motion detection. When motion is detected, the camera can instantly send alerts to your phone, activate a blinding spotlight, and trigger a 110dB siren alarm. You can customize activity zones within the app to focus on specific areas and reduce false alarms.

PIR Motion Detection Ensures Peace of Mind



Siren and light alerts to scare off intruders

Image Description: A visual representation of the camera's motion detection capabilities, showing an alert being triggered and the options for siren, spotlight, and message.

Night Vision

Experience clear surveillance even in low-light conditions with the camera's advanced 2K color night vision. This feature provides vivid, full-color imaging, ensuring details are visible day or night.

Day&Night Security with Color Night Vision

f/2.0
Lens

5X
Digital Zoom

20% ↑
Light

40~60ft
Visible Distance

30~40ft
Detection Range



Image Description: A comparison image demonstrating the superior clarity and color detail of the 2K color night vision feature compared to standard night vision.

Storage Options

The Rraycom camera offers flexible storage solutions. Enjoy free 1-day cloud backup for your recordings. For extended storage, you can insert a microSD card (up to 256GB, not included) into the camera for local storage without monthly fees.

Clear 2K QHD

with 120°Wide View



Image Description: This image shows the camera's microSD card slot and a smartphone screen displaying recorded events, highlighting the dual storage options.

AI Bird Recognition

Beyond security, this camera can identify over 10,000 bird species (subscription required for full feature). This unique capability allows you to observe nature while maintaining home security.



Image Description: A visual demonstrating the AI bird recognition feature, showing a camera and a smartphone displaying an identified bird species.

MAINTENANCE

- **Battery Care:** Recharge the camera battery regularly to ensure continuous operation. Avoid fully depleting the battery frequently to prolong its lifespan.
- **Cleaning:** Use a soft, dry cloth to clean the camera lens and body. Do not use liquid cleaners or abrasive materials, as they may damage the device.
- **Firmware Updates:** Periodically check the O-Kam Pro app for available firmware updates to ensure your camera has the latest features and security enhancements.

TROUBLESHOOTING

Problem	Possible Solution
Camera not connecting to Wi-Fi	Ensure the camera is within range of your Wi-Fi router. Verify your Wi-Fi password. Try restarting both the camera and your router. Confirm you are connecting to a 2.4GHz or 5GHz network as supported.
Poor video quality	Check your Wi-Fi signal strength. Ensure the camera lens is clean. Adjust the camera's position to avoid glare or obstructions.
Motion alerts are too frequent/infrequent	Adjust motion detection sensitivity settings in the O-Kam Pro app. Configure activity zones to monitor specific areas and ignore irrelevant movements.
Two-way audio not working	Check microphone and speaker settings in the app. Ensure your phone's volume is up. Verify the camera's firmware is up to date.
Battery drains quickly	Reduce the frequency of live view access. Lower motion detection sensitivity if alerts are excessive. Ensure the camera is not in an area with constant motion.

TECHNICAL SPECIFICATIONS

Feature	Specification
Model Name	W1-B
Indoor/Outdoor Usage	Indoor, Outdoor
Video Capture Resolution	2K (1440p)
Connectivity Protocol	Bluetooth, Wi-Fi (2.4G & 5G)
Power Source	Battery Powered (4 Lithium Ion batteries included)
Water Resistance Level	IP65 Waterproof
Viewing Angle	120 Degrees
Night Vision Range	33 Feet
Storage	Free 1-Day Cloud, MicroSD (up to 256GB)
Special Features	2-Way Audio, Dual Bands Wifi 5G/2.4GHz, Spotlight & Siren Alarm, Starlight, AI Bird Recognition
Compatible Devices	Amazon Alexa, Android, iOS, O-Kam Pro

WARRANTY AND SUPPORT

Raycom products are designed for reliability and performance. For specific warranty details, please refer to the warranty card included with your purchase or contact Raycom customer support.

If you encounter any issues or have questions regarding your Raycom security cameras, please contact our customer support team:

Email: aftersale@rraycom.com



Image Description: An image depicting a customer service representative, highlighting the available email support for Rraycom products.