

[Manuals.plus](#) /

> [YTEATH PRO](#) /

> YTEATH PRO Electric Toothbrush User Manual

YTEATH PRO Y05U05

YTEATH PRO Electric Toothbrush User Manual

Model: Y05U05

INTRODUCTION

This manual provides detailed instructions for the safe and effective use of your YTEATH PRO Electric Toothbrush. Designed for both adults and children, this sonic toothbrush features 5 brushing modes, a long-lasting battery, and a smart timer to enhance your oral hygiene routine. Please read this manual thoroughly before first use and retain it for future reference.

IMPORTANT SAFETY INFORMATION

- Keep the product away from strong sunlight, fire, or extreme heat.
- This product contains a built-in lithium battery. Do not expose it to high temperatures or dispose of it in fire to prevent explosion.
- Do not disassemble, repair, or modify the product yourself. Contact customer support for assistance.
- Ensure the charging port is dry before charging to prevent electrical hazards.
- This appliance is not intended for use by persons with reduced physical, sensory or mental capabilities, or lack of experience and knowledge, unless they have been given supervision or instruction concerning use of the appliance by a person responsible for their safety.

PACKAGE CONTENTS

Upon opening your YTEATH PRO Electric Toothbrush package, you should find the following items:

- 1 x Electric Toothbrush Handle
- 8 x Toothbrush Heads
- 1 x USB Charging Cable
- 1 x User's Manual (this document)
- 1 x Travel Case

- 1 x Wall Mount Toothbrush Holder



Image: The YTEATH PRO Electric Toothbrush, its charging cable, multiple brush heads, and travel case, as typically found in the product packaging.

SETUP GUIDE

Charging the Toothbrush

Before first use, fully charge your toothbrush. A full charge takes approximately 3.5 hours and provides up to 90 days of regular use, making it ideal for travel. The battery indicator light will turn red when charging is needed.

1. Connect the USB charging cable to the charging port at the bottom of the toothbrush handle.
2. Plug the other end of the USB cable into a compatible USB power adapter (not included) or a USB port.
3. The indicator light will show charging status. Once fully charged, the light will change or turn off depending on the model.

90 Days Battery Life

with 3.5 hour's charge



Long Battery Life



Fast Charge



Image: The YTEATH PRO Electric Toothbrush placed on its wall-mounted holder, connected to a USB power outlet for charging, illustrating its 90-day battery life and fast charge capability.

Attaching the Brush Head

To attach a brush head, align the brush head with the metal shaft on the toothbrush handle and push it down firmly until it clicks into place. To remove, simply pull the brush head upwards.

OPERATING INSTRUCTIONS

Powering On/Off

Press the power button once to turn the toothbrush on. Press it again to cycle through the brushing modes. To turn the toothbrush off, press and hold the power button for a few seconds, or cycle through all modes until it turns off automatically.

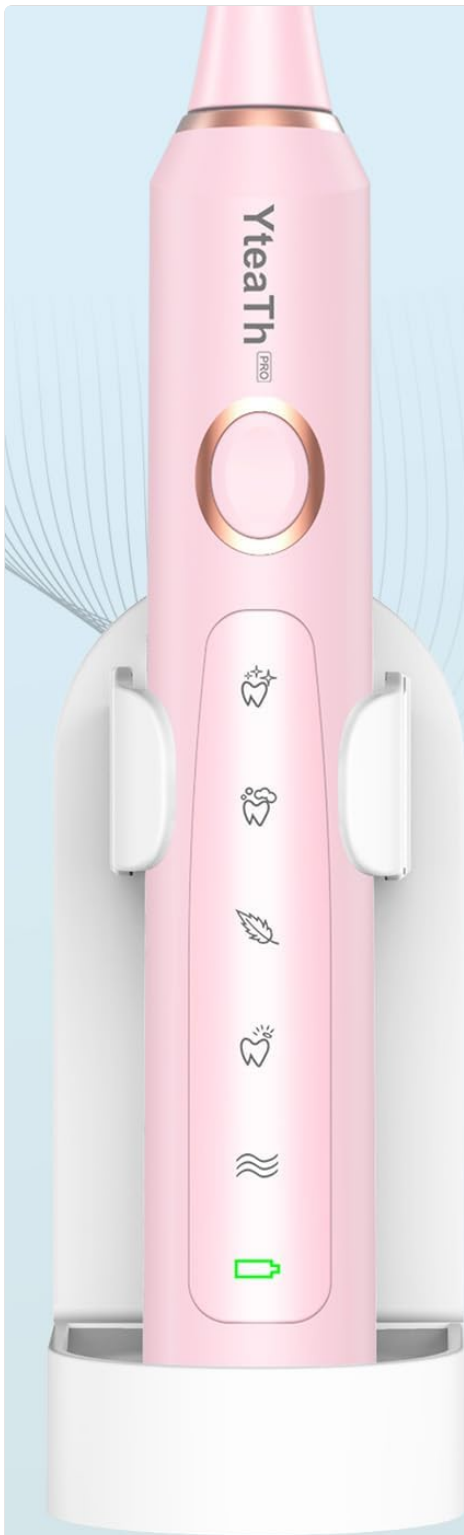
Brushing Modes

Your YTEATH PRO Electric Toothbrush offers 5 distinct brushing modes to personalize your oral care experience:

- **White Mode:** Designed to remove surface stains for a brighter smile.
- **Clean Mode:** Standard mode for daily comprehensive teeth cleaning.
- **Sensitive Mode:** Gentle cleaning for sensitive teeth and gums, or for first-time electric toothbrush users.
- **Polish Mode:** Strong vibration to remove stubborn stains and polish teeth.
- **Massage Mode:** Gently massages gums to improve gum health.

5 Modes

Personalize Your Brushing



White

Remove Surface Stains



Clean

Daily Teeth Cleaning



Sensitive

For Sensitive Teeth or Gum



Polish

Strong Vibration to Remove Stain



Massage

Improve Gum Health

 90 days battery life by 3.5 hours fast charge

Image: A close-up of the YTEATH PRO Electric Toothbrush handle, highlighting the five distinct brushing modes: White, Clean, Sensitive, Polish, and Massage, with their corresponding icons.

Recommended Brushing Technique

Dentists recommend brushing for a full 2 minutes. Your YTEATH PRO toothbrush features a smart timer that automatically shuts off after 2 minutes. It also includes a 30-second interval reminder to prompt you to move to a different quadrant of your mouth, ensuring thorough cleaning of all areas.

1. Wet the brush head and apply a small amount of toothpaste.
2. Place the brush head against your teeth at a slight angle towards the gumline.

3. Turn on the toothbrush. Gently move the brush head slowly across each tooth, allowing the sonic vibrations to do the work.
4. Divide your mouth into four quadrants (upper right, upper left, lower right, lower left). The toothbrush will pause briefly every 30 seconds to indicate when to move to the next quadrant.
5. Continue brushing until the 2-minute timer automatically turns off the toothbrush.
6. Rinse your mouth and the brush head thoroughly after brushing.

2 -Minute Smart Timer

30s change brushing area



Image: A person demonstrating the use of the YTEATH PRO Electric Toothbrush, with an overlay illustrating the 2-minute smart timer and 30-second quadrant change indicator for effective brushing.

Removes up to 10X Plaque vs. a manual toothbrush

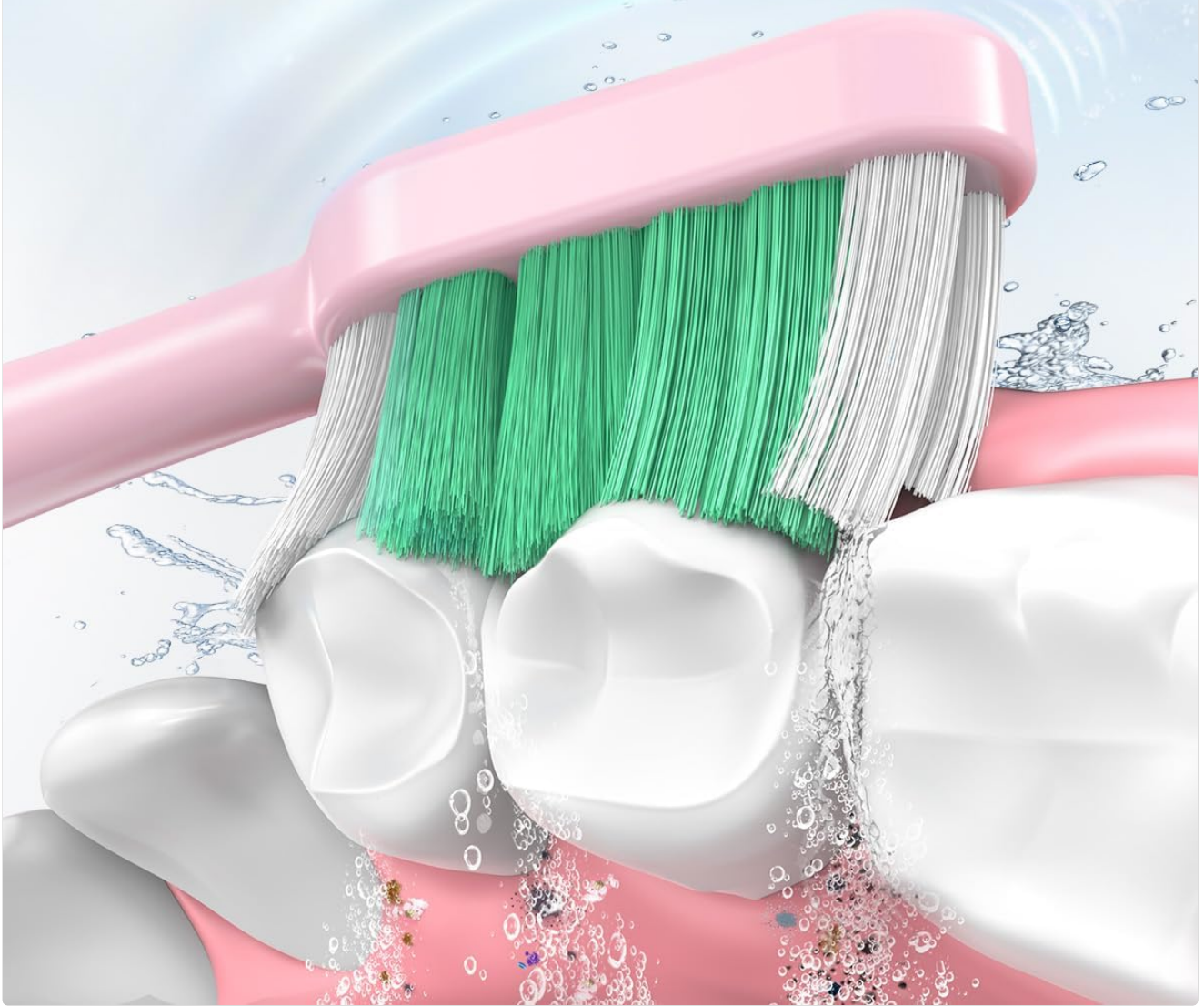


Image: An illustration demonstrating how the YTEATH PRO Electric Toothbrush effectively removes plaque from teeth, highlighting its cleaning power compared to a manual toothbrush.

MAINTENANCE AND CARE

Cleaning Your Toothbrush

The YTEATH PRO Electric Toothbrush is IPX7 waterproof, allowing for easy cleaning. After each use, rinse the brush head and handle under running water. Wipe the handle with a soft cloth. Do not immerse the charging base in water.

Replacing Brush Heads

For optimal cleaning performance and hygiene, it is recommended to replace your toothbrush head every 3 months. Your package includes 8 replacement brush heads, providing up to 24 months of use.

$$8 * 3 = 24$$

Heads Months Months

The dentist suggested changing the toothbrush head every 3 months.

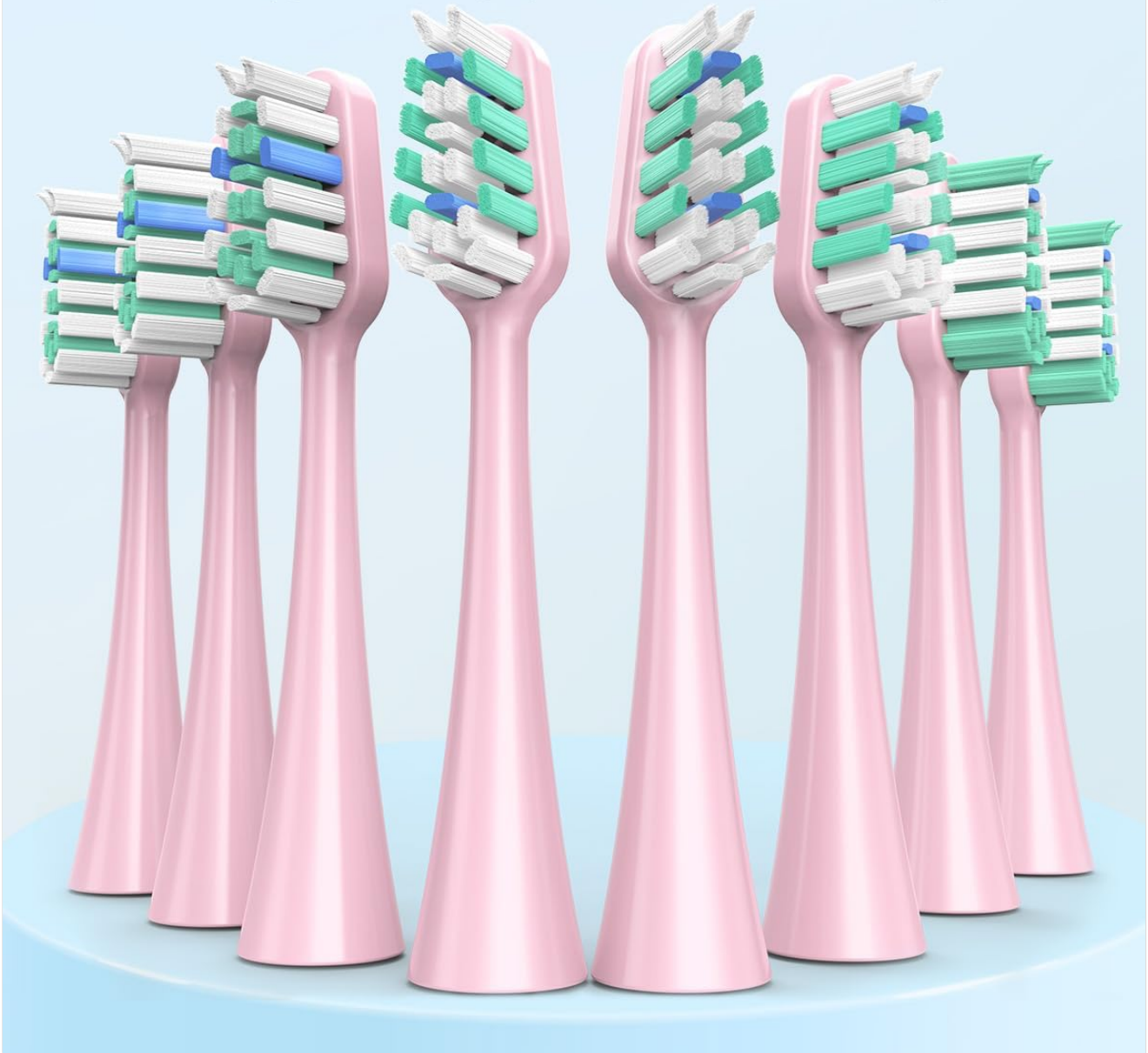


Image: A display of eight YTEATH PRO replacement toothbrush heads, emphasizing that they provide 24 months of use based on a 3-month replacement cycle.

TROUBLESHOOTING

Common Issues and Solutions

- **Toothbrush not turning on:** Ensure the battery is charged. If the battery indicator is red, charge the toothbrush.






- **Weak vibration:** The battery may be low. Charge the toothbrush fully. Ensure the brush head is securely attached.
- **Toothbrush stops unexpectedly:** The 2-minute smart timer has completed the brushing cycle. This is normal operation.
- **Charging indicator not lighting up:** Check if the USB cable is properly connected to both the toothbrush and the power source. Try a different USB port or adapter.
- **Unusual noise during operation:** Ensure the brush head is correctly and firmly attached. If the issue persists, contact customer support.

PRODUCT SPECIFICATIONS

Feature	Specification
Model Number	Y05U05
Brand	YTEATH PRO
Vibrations per Minute	40,000 vpm
Brushing Modes	5 (White, Clean, Sensitive, Polish, Massage)
Battery Life	Up to 90 days (with 3.5 hours charge)
Timer	2-minute smart timer with 30-second interval reminder
Waterproof Rating	IPX7
Brush Head Type	U-Shaped bristles, Soft firmness
Power Source	Battery Powered
Manufacturer	Shenzhen Shenlong Technology Co., Ltd.
Age Range (description)	12 Years Old +

YteaTh ^{PRO}

FUNCTION INDICATOR

-  Whitening Mode: 1-2 times a week with whitening spa
-  Cleaning Mode: daily cleaning and fresh breath
-  Sensitive Mode: take care of sensitive teeth and vibrate gently
-  Polishing Mode: brush out white teeth in case of emergency appointment
-  Massage Mode: strengthening teeth and protecting gums with gentle massage

SKU: Y05U-BLK
Model: Y05U
Input: DC 5V/1A
Battery: DC ICR 3.7V/600mAh
Manufacture: Shenzhen Shenlong Technology Co., Ltd.
Address: 1A305, Zhongliang Jinyun, Xixiang Street, Baoan, Shenzhen, China
Contact: supporteu@yteathpro.com

⚠ Caution:

EN: Battery Warning! This product has a built-in lithium battery, please do not expose the product to strong sunlight fire or throw into the fire to avoid explosion.

DE: Batteriewarnung! Dieses Produkt enthält eine eingebaute Lithium-Batterie, bitte aussetzt den Produkt nicht starkem Sonnenlicht aus, wirf es nicht in den Feuer, um Explosionen zu vermeiden.

FR: Avertissement sur la Batterie! Ce produit est équipé d'une batterie lithium intégrée, veuillez ne pas exposer le produit à des températures élevées ou au feu, et ne pas le jeter dans le feu pour éviter une explosion.

SP: Advertencia de Bateria! Este producto contiene una batería de litio incorporada, por favor no exponga el producto a una luz solar intensa, al fuego o no lo arroje al fuego para prevenir una explosión.


IT: Avvertimento sulla Batteria! Questo prodotto ha una batteria litio integrata, si prega di non esporre il prodotto a forti raggi solari o al fuoco e di non gettarlo nel fuoco per evitare esplosioni.

SW: Batterivarning! Denna produkt har ett inbyggt litiumbatteri, var god och undvik att utsätta produkten för starkt solljus eller lågor, samt inte kasta den i eld för att förhindra explosion.

PO: Ostrzeżenie o baterii! Ten produkt ma wbudowaną baterię litową, nie wystawiaj produktu na silne światło słoneczne ani na ogień, nie wrzuć go do ognia, aby zapobiec wybuch.

DU: Batterijwaarschuwing! Dit product heeft een ingebouwde lithiumbatterij, gelieve het product niet bloot te stellen aan sterk zonlicht of vuur, en het niet in het vuur te gooien om een explosie te voorkomen.

For customer service,
please contact us by way of:

 EU: supporteu@yteathpro.com

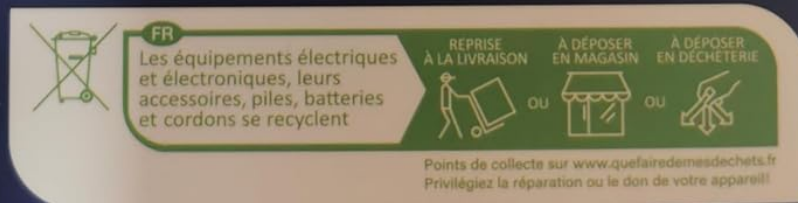
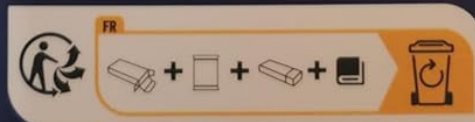
EC REP

C&E Connection E-Commerce (DE) GmbH
Zum Linnegraben 20,65933, Frankfurt am Main, Germany
E-mail: info@ce-connection.de
Tel: +49 (069) 27246648

UK REP

Company name: GSG CONSULTING GROUP LIMITED
Address: Montague houses Unit 3 Matthew street Manchester m12 5bb
Email: GSG--GROUP@outlook.com
Tel: + 44 7850 387628

Y05U-CHG



Lot:2411
MADE IN CHINA

Image: The back of the product packaging, displaying key specifications such as model, battery, manufacturer, and customer support contact details.

WARRANTY AND CUSTOMER SUPPORT

YTEATH PRO provides a **2-year warranty** for this electric toothbrush. In case of any issues or questions, our customer service team is available to assist you.

For customer service, please contact us via email:

support@yteathpro.com

Our team is available on working days to provide prompt assistance.