

Lytmi CozyClip D1

Lytmi CozyClip D1 Open Clip Earbuds User Manual

Model: CozyClip D1 | Brand: Lytmi

INTRODUCTION

The Lytmi CozyClip D1 Open Clip Earbuds are designed for comfortable, all-day listening while maintaining awareness of your surroundings. Featuring an ultra-light open-ear design, Hi-Fi sound, AI-powered clear calls, and IP54 waterproof rating, these earbuds offer a unique audio experience. This manual provides essential information for setting up, operating, and maintaining your CozyClip D1 earbuds.

WHAT'S IN THE BOX

- Lytmi CozyClip D1 Open-Ear Clip-on Earphones (1 pair)
- Charging Case (1)
- User Manual (1)
- Type-C Charging Cable (1)

Wear it just as you like





Image: Lytmi CozyClip D1 packaging and included accessories.

PRODUCT OVERVIEW



Image: Lytmi CozyClip D1 Earbuds, showcasing their open-ear clip design.




Image: Earbud resting on a feather, illustrating its ultra-lightweight design.

Key Features:

- **Open-Ear Design:** Weighing just 5.4g each, these earbuds clip onto your ear, providing comfort and allowing you to remain aware of your surroundings.
- **Hi-Fi Sound:** Experience immersive audio with enhanced bass and clear highs.
- **AI Noise Reduction for Calls:** Ensures crystal-clear calls by reducing environmental noise, even in windy conditions.
- **Auto Left-Right Recognition:** Earbuds are interchangeable; wear either earbud on either ear without manual configuration.
- **Long Battery Life:** Up to 9 hours of playtime on a single charge, and up to 30 hours with the charging case.
- **IP54 Waterproof & Dustproof:** Designed to withstand sweat and water splashes, suitable for various activities and weather conditions.
- **Bluetooth 5.4:** Provides stable and efficient wireless connectivity with faster data transfer and extended signal range.
- **Dual-Connection:** Connect to two devices simultaneously and switch between them seamlessly.

SETUP

1. Charging the Earbuds and Case

Before first use, fully charge the earbuds and the charging case.

1. Place the earbuds into the charging case. Ensure they are properly seated.

2. Connect the Type-C charging cable to the charging port on the case and the other end to a USB power source.
3. The indicator light on the case will show charging status. Once fully charged, the indicator will change or turn off.

All Day Listening

9 Hours
on A Single Charge



30 Hours
of listening time
with the case



Image: Charging case and earbuds, illustrating battery life.

2. Pairing with a Device

1. Open the charging case. The earbuds will automatically enter pairing mode.
2. On your device (smartphone, tablet, etc.), enable Bluetooth and search for available devices.

- 3. Select "Lytmi CozyClip D1" from the list of devices.
- 4. Once connected, a voice prompt will confirm successful pairing.




 Open-Ear Clip-on Earphones	 In-Ear Earbuds	 Over-Ear Headphones
Comfortable, non-intrusive design.	Isolate you from your environment.	Bulky and uncomfortable for movement.
Keeps you aware of your surroundings.	Noise cancellation can be too intense for active use.	Completely block out ambient sound.
Clear vocals, rich lows.	Can be uncomfortable over time.	Not portable for outdoor use.
Ideal for outdoor activities.	Best for quiet, controlled spaces.	Ideal for travel, not for exercise.

Image: Quick pairing process with a smartphone.

3. Wearing the Earbuds

The CozyClip D1 earbuds feature an auto left-right recognition system, allowing you to wear either earbud on either ear.

- 1. Gently clip the earbud onto your earlobe, positioning the speaker component near your ear canal.
- 2. Adjust for a comfortable and secure fit. The flexible design ensures stability during movement.

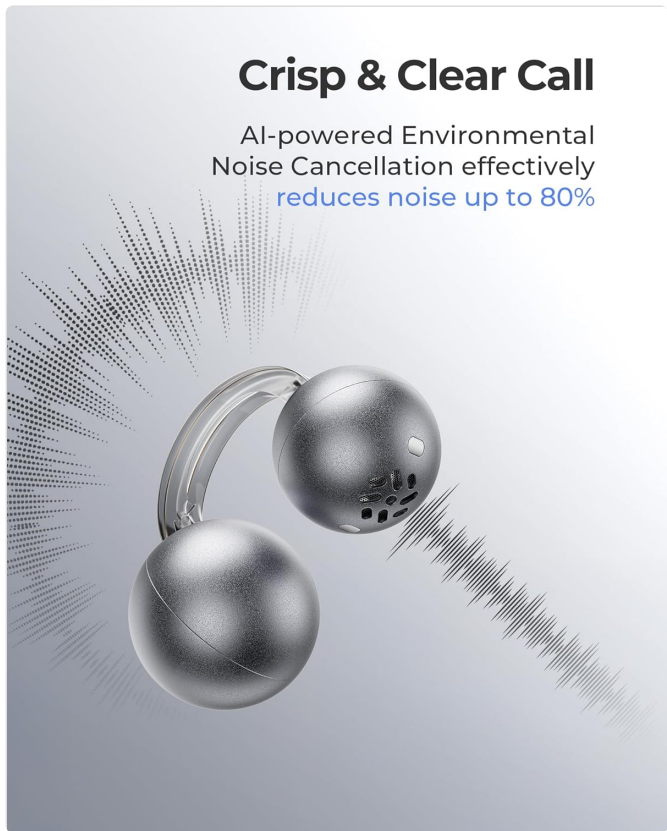


Image: Earbud worn on an ear, showing the secure fit.

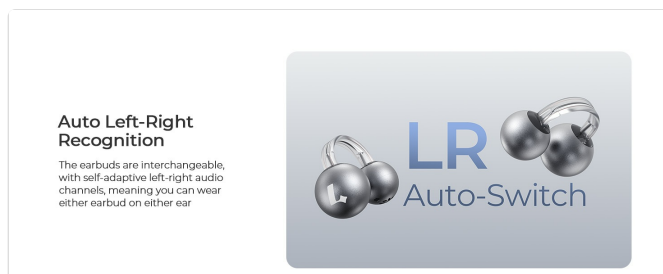


Image: Wearing styles for awareness or full sound.

OPERATING INSTRUCTIONS

Touch Controls

The earbuds feature intuitive touch controls for managing audio playback and calls.

- **Double Tap (Left or Right Earbud):** Answer a call, End a call, Play/Pause music.
- **Triple Tap (Left or Right Earbud):** Next track, Reject a call.

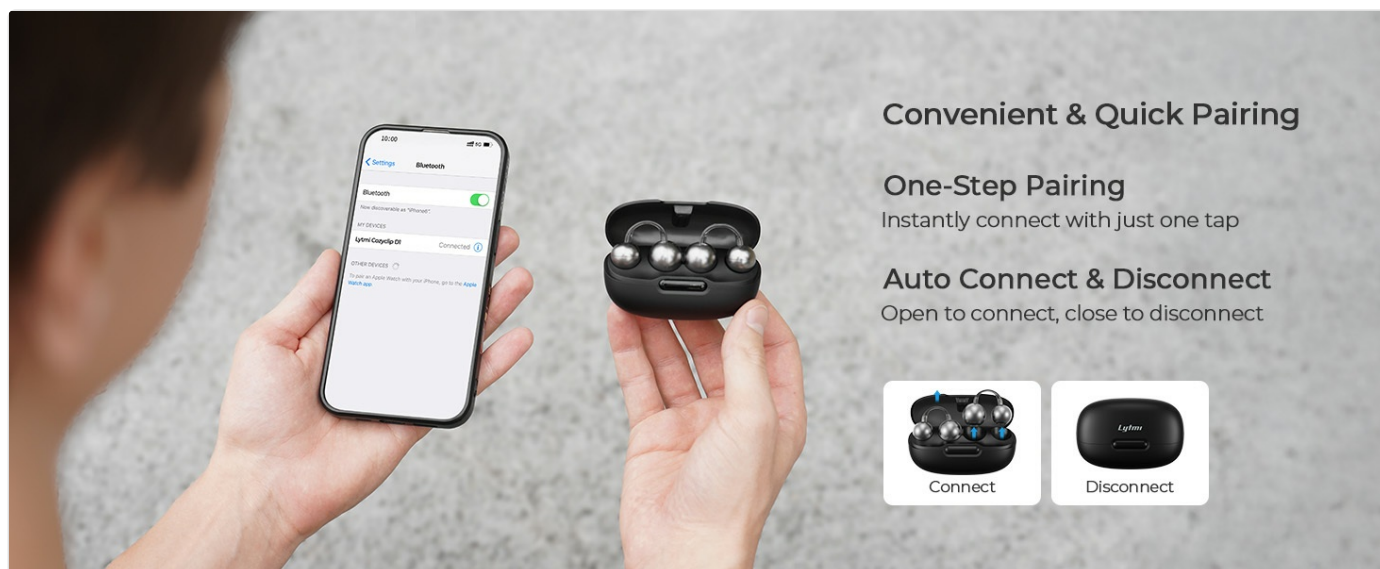


Image: Touch control gestures for playback and calls.

Dual-Connection

The CozyClip D1 earbuds support simultaneous connection to two devices.

1. Pair the earbuds with your first device (e.g., smartphone).
2. Disconnect the earbuds from the first device's Bluetooth settings.
3. Pair the earbuds with your second device (e.g., laptop).
4. Reconnect the earbuds to the first device from its Bluetooth settings. The earbuds will now be connected to both devices.
5. Audio will automatically switch to the device playing content or receiving a call.



Image: Seamless switching between two connected devices.

Official Product Video

Your browser does not support the video tag.

Video: An overview of the Lytmi CozyClip D1 Open Ear Clip-on Earbuds, demonstrating their design, fit, and key features in various usage scenarios.

MAINTENANCE

- **Cleaning:** Regularly wipe the earbuds and charging case with a soft, dry cloth. Avoid using harsh chemicals or abrasive materials.
- **Storage:** When not in use, store the earbuds in their charging case to protect them from dust and damage.
- **Water Exposure:** While IP54 rated for water splashes and sweat, avoid submerging the earbuds in water. Ensure they are dry before placing them back in the charging case.

TROUBLESHOOTING

Problem	Solution
Earbuds not pairing	Ensure earbuds are charged. Turn off and on Bluetooth on your device. Forget "Lytmi CozyClip D1" from your device's Bluetooth list and re-pair.
No sound or low volume	Check device volume. Ensure earbuds are properly seated on your ears. Reconnect the earbuds to your device.
Earbuds falling out	Adjust the clip for a more secure fit around your earlobe. Experiment with different positioning for optimal stability.
Charging case not charging	Verify the charging cable and power adapter are working correctly. Ensure the Type-C cable is fully inserted into the charging port.
Touch controls unresponsive	Ensure your fingers are clean and dry. Try restarting the earbuds by placing them in the case and taking them out again.



SPECIFICATIONS





Feature	Detail
Model Name	Lytmi CozyClip D1
Connectivity Technology	Wireless (Bluetooth 5.4)
Bluetooth Range	10 Meters
Battery Life (Earbuds)	Up to 9 Hours
Total Playtime (with Case)	Up to 30 Hours
Charging Time	1 Hour (for earbuds)
Water Resistance Level	IP54 (Waterproof & Dustproof)
Item Weight (Earbud)	0.17 Ounces (approx. 5.4g)
Audio Driver Size	12 Millimeters
Impedance	32 Ohm
Frequency Response	20 KHz (Upper limit, typical range 20Hz-20kHz)
Noise Control	Adaptive Noise Cancellation (for calls)
Material	ABS+PC (for carrying case)
Control Method	Touch

WARRANTY AND SUPPORT

For warranty information, technical support, or further assistance, please refer to the official Lytmi website or contact their customer service directly. Keep your purchase receipt for warranty claims.
You can visit the Lytmi Store for more information:[Lytmi Official Store](#)

Related Documents - CozyClip D1

	Lytmi CozyClip D1 User Manual - Advanced Open-Ear Earbuds Comprehensive user manual for the Lytmi CozyClip D1 earbuds, detailing product overview, wearing instructions, powering on/off, pairing, charging, controls, advanced features like AI Call Noise Cancellation, and specifications. Includes FCC and IC compliance information.
	Lytmi CozyFit Open-Ear Headphones User Manual User manual for the Lytmi CozyFit open-ear headphones, covering product overview, wearing instructions, power on/pairing, power off, charging, touch controls, reset procedure, specifications, and customer service information.

	<p>Lytmi Fantasy TV Backlight Kit LDD21 User Manual and Specifications</p> <p>Comprehensive user manual for the Lytmi Fantasy TV Backlight Kit (Model LDD21), detailing features, installation, operation, and troubleshooting. Enhance your TV viewing experience with smart, customizable LED lighting.</p>
	<p>Lytmi Fantasy 3 TV Backlight Kit HSA30R User Manual</p> <p>Comprehensive user manual for the Lytmi Fantasy 3 TV Backlight Kit (HSA30R), detailing installation, features, setup, control options via the Lytmi Home App and voice assistants, specifications, and troubleshooting for an immersive lighting experience.</p>
	<p>How to Connect Lytmi NEO Device to Google Assistant</p> <p>Step-by-step guide to integrate your Lytmi NEO smart device with Google Assistant using the Lytmi and Google Home apps for seamless voice control.</p>
	<p>Lytmi HSA1SR HDMI 2.0 Sync Sticker User Manual for Dynamic LED Backlighting</p> <p>Comprehensive user manual for the Lytmi HSA1SR HDMI 2.0 Sync Sticker. Learn how to install, set up, and control dynamic LED backlighting for your TV, enhancing your viewing experience with features like 4K@60Hz support, Dolby Vision, HDR10+, and app control.</p>


Documents - Lytmi – CozyClip D1



[Lytmi CozyClip D1 User Manual - Advanced Open-Ear Earbuds](#)

Comprehensive user manual for the Lytmi CozyClip D1 earbuds, detailing product overview, wearing instructions, powering on/off, pairing, charging, controls, advanced features like AI Call Noise Cancellation, and specifications. Includes FCC and IC compliance information.

lang:en score:56 filesize: 2.91 M page_count: 1 document date: 2025-02-18




[\[pdf\] SAR Rating](#)

Administrator RF Exposure WILLSEA LIMITED OEH1501 Lytmi CozyClip D1 2BL46 2BL46OEH1501 oeh1501

Page 1 of 1 RF Exposure Evaluation Report 1 RF EXPOSURE Product Name: Model No.: FCC ID: Lytmi CozyClip D1 OEH1501, Lytmi CozyClip D1, OEH1504, X004GXA6HF, X004H7E0KJ 2BL46-OEH1501 2. RF Exposure Evaluation FCC KDB447498 D01 General RF Exposure Guidance v06: Mobile and Portable Device, RF Exposu...

lang:en score:46 filesize: 108.29 K page_count: 1 document date: 2025-02-17



[\[pdf\]](#) Declaration of Conformity

Tang Declaration on model difference WILLSEA LIMITED OEH1501 Lytmi CozyClip D1 2BL46 2BL46OEH1501 oeh1501


FCC ID:2BL46-OEH1501 WILLSEA LIMITED Model Confirmation Letter We, WILLSEA LIMITED, certify the Product Name: Lytmi CozyClip D1, Model: OEH1501, Series Model: Lytmi CozyClip D1, OEH1504, X004GXA6HF, X004H7E0KJ There are multiple models of the product, with differences in the color of the appearance ...
lang:en score:46 filesize: 134.98 K page_count: 1 document date: 2025-02-18



[\[pdf\]](#) Specifications Test Report

Hank Yan Test Report WILLSEA LIMITED OEH1501 Lytmi CozyClip D1 2BL46 2BL46OEH1501 oeh1501

V1.0 Report No.: DACE250103018RL001 RF TEST REPORT For WILLSEA LIMITED Product Name: Lytmi CozyClip D1 Test Model s : OEH1501 Report Reference No. FCC ID : DACE250103018RL001 : 2BL46-OEH1501 Applicant s Name Address : WILLSEA LIMITED : 4845 PEARL EAST CIR STE 118 BOULDER,CO 80301 USA Testing ...
lang:en score:37 filesize: 3.58 M page_count: 101 document date: 2025-02-18



[\[pdf\]](#) Label

Administrator Label Location WILLSEA LIMITED OEH1501 Lytmi CozyClip D1 2BL46 2BL46OEH1501 oeh1501

Label Location: Label:5*12mm Model:OEH1501 IC:33229-OEH1501 FCC ID:2BL46-OEH1501 NOTE: Due to the product being too small to print the FCC ID IC code, the FCC ID IC code is placed in the instruction manual ...
lang:en score:18 filesize: 310.33 K page_count: 1 document date: 2025-02-18




[\[pdf\]](#) Product Photos Teardown

TST Internal Photos WILLSEA LIMITED OEH1501 Lytmi CozyClip D1 2BL46 2BL46OEH1501 oeh1501

FCC ID:2BL46-OEH1501 Internal ...

lang:en score:18 filesize: 2.52 M page_count: 4 document date: 2025-02-17




[\[pdf\]](#) Product Photos

TST External Photos WILLSEA LIMITED OEH1501 Lytmi CozyClip D1 2BL46 2BL46OEH1501 oeh1501

FCC ID:2BL46-OEH1501 External ...

lang:en score:18 filesize: 1.99 M page_count: 5 document date: 2025-02-17



[\[pdf\]](#) Product Photos

TST Test Setup Photos WILLSEA LIMITED OEH1501 Lytmi CozyClip D1 2BL46 2BL46OEH1501 oeh1501

FCC ID: 2BL46-OEH1501 Test setup Band edge emissions Radiated Emissions in frequency bands above 1GHz Emissions in frequency bands below 1GHz Conducted Emission at AC power line ...

lang:en score:17 filesize: 272.31 K page_count: 2 document date: 2025-02-17

lang:en score:16 filesize: 134.73 K page count: 1 document date: 2025-02-17



[pdf]

APPLICANT S LETTERHEAD Sid Sanders Attestation Statements 2 911 d 5 WILLSEA LIMITED
OEH1501 Lytmi CozyClip D1 2BL46 2BL46OEH1501 oeh1501
WILLSEA LIMITED 4845 PEARL EAST CIR STE 118 BOULDER,CO 80301 USA
Federal Communications Commission Authorization and Evaluation Division 7435
Oakland Mills Road Columbia, MD 21046 USA Date: 2-17-2025 Ref: Attestation
Statements Part 2.911 d 5 i Filing FCC ID: 2BL46-OEH1501 WILLSEA LIMITED the
a...
lang:en score:16 filesize: 189.89 K page_count: 2 document date: 2025-02-17