

PEJE ZW01

PEJE ZW01 Smartwatch User Manual

Model: ZW01

1. INTRODUCTION

Thank you for choosing the PEJE ZW01 Smartwatch. This manual provides essential information for setting up, operating, and maintaining your device. Please read it carefully to ensure proper use and to maximize the features of your smartwatch.

2. PRODUCT OVERVIEW

2.1 Package Contents

The PEJE ZW01 Smartwatch package includes the following items:

- 1 x PEJE ZW01 Smartwatch
- 1 x Magnetic Charging Cable
- 1 x Instruction Manual
- 1 x Spare Watch Band

What's inside the box?

A smartwatch.



One spare watch band



A USB magnetic fast charging cable



Image: The package contents include the PEJE ZW01 smartwatch, a spare watch band, and a USB magnetic fast charging cable.

2.2 Device Layout

The smartwatch features a 1.83-inch TFT full-color touchscreen display and physical buttons for navigation and control.

1.82' HD full colour screen full touchscreen

200+ online watch faces in PEJE app



Use the pointer
as you like



Image: The 1.83-inch HD full-color touchscreen display of the PEJE ZW01 smartwatch, showcasing multiple customizable watch faces and the PEJE app interface for selection.

3. SETUP

3.1 Charging the Smartwatch

Before first use, fully charge your smartwatch. Connect the magnetic charging cable to the charging points on the back of the watch and plug the USB end into a power adapter (not included) or a computer's USB port.

- Charging Time: Approximately 2 hours for a full charge.
- Battery Life: 5-7 days of typical use, up to 15 days in standby mode.

Ultra-long Battery Life

2.5 Hours
Fast Charging

7 Days
Fast Charging

15 Days
Standby



Image: The PEJE ZW01 smartwatch being charged with its magnetic cable, illustrating the ultra-long battery life capabilities with fast charging times.

3.2 App Installation and Pairing

To unlock the full functionality of your PEJE ZW01 Smartwatch, download and install the companion application on your smartphone.

1. **Download the App:** Search for "PEJE" in your smartphone's app store (compatible with iOS and Android devices).
2. **Create Account:** Open the app and follow the on-screen instructions to create an account or log in.
3. **Pair Device:** Ensure Bluetooth is enabled on your smartphone. In the PEJE app, navigate to the device pairing section and select your smartwatch from the list of available devices. Confirm the pairing request on both your phone and the smartwatch.

4. OPERATING INSTRUCTIONS

4.1 Basic Navigation

- **Touchscreen:** Swipe left, right, up, or down to navigate through menus and features. Tap to select.
- **Side Button:** Press to return to the home screen or wake the device.

4.2 Bluetooth Calling and Notifications

Once paired with your smartphone, the smartwatch supports Bluetooth calls and message notifications.

- **Making/Receiving Calls:** You can answer, reject, or silence calls directly from your watch. The built-in microphone and Hi-Fi loudspeaker allow for hands-free communication. Access call lists and contacts from the watch interface.
- **Message Alerts:** Receive notifications from various applications such as Skype, WhatsApp, Facebook, Messenger, Twitter, Line, and Instagram directly on your smartwatch.



Image: The PEJE ZW01 smartwatch demonstrating its Bluetooth 5.3 calling feature, showing options to answer, accept, reject, or silence calls, along with icons for various messaging applications.

4.3 Health Monitoring

The smartwatch provides real-time health data to help you understand your physical condition. **Note: Measurement data is for reference only and should not be used for medical purposes.**

- **Heart Rate Monitoring:** 24/7 heart rate tracking.
- **Blood Oxygen (SpO2) Monitoring:** Measures blood oxygen saturation levels.
- **Sleep Tracking:** Analyzes sleep quality, including light sleep, deep sleep, and REM stages.
- **Stress Monitoring:** Tracks stress levels.

- **Reminders:** Includes sedentary reminders, water intake reminders, and female menstrual cycle tracking.

Improve your sleeping habits

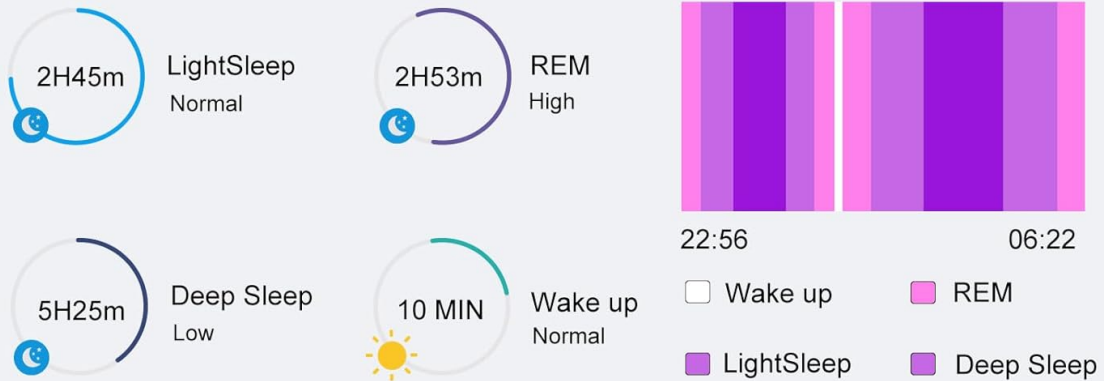
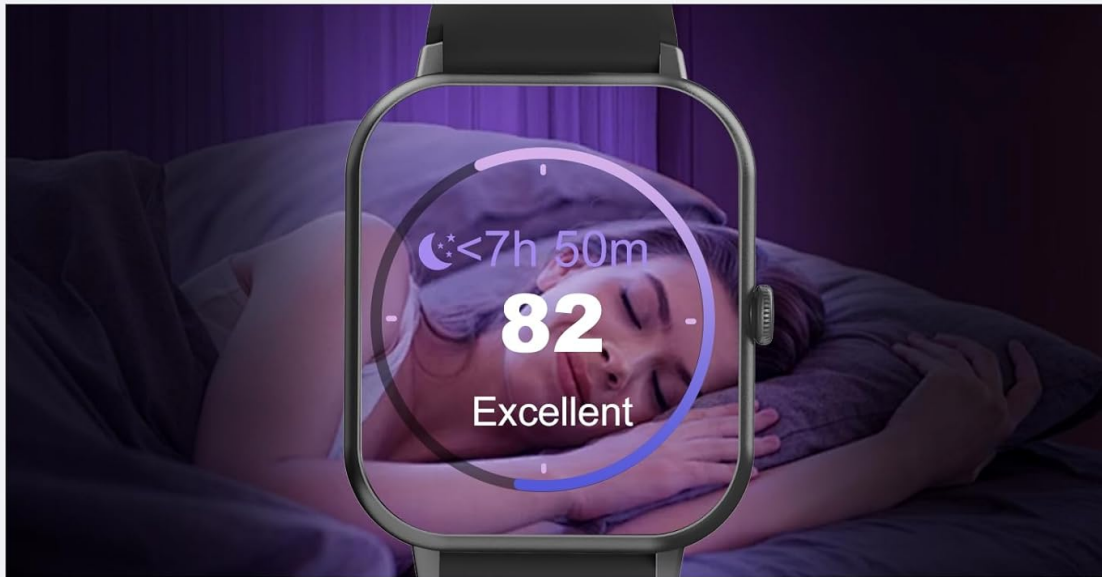


Image: The PEJE ZW01 smartwatch displaying detailed sleep analysis, including total sleep duration, quality rating, and breakdown of light, deep, and REM sleep stages, designed to help improve sleeping habits.

4.4 Sports Modes

The smartwatch supports over 120 sports modes, automatically recording daily steps, heart rate, and calories burned during exercise. **Note: This feature is for sports or aviation use only, not medical use.**

- **Supported Activities:** Running, walking, badminton, tennis, basketball, table tennis, cycling, yoga, rope skipping, rock climbing, elliptical, rowing machine, stationary bikes, and more.
- **Data Tracking:** Steps, heart rate, calories burned, distance, and exercise time.

Keep track of your health date



Image: The PEJE ZW01 smartwatch tracking health data during an activity, showing calories burned, steps taken, distance covered, and heart rate, with a visual of rock climbing.

4.5 Additional Features

- **Islamic Features:** Prayer time alarm, automatic notifications for Fajr, Sunrise, Dhuhr, Asr, Maghrib, Isha, Adhan reminder, 99 names of Allah, and Qibla direction.
- **Weather Forecast:** Get real-time weather updates.
- **NFC Access Control:** For compatible access systems.
- **Music Control:** Control music playback on your smartphone.
- **Pedometer:** Tracks daily steps.
- **Find Phone:** Helps locate your paired smartphone.
- **Timer & Stopwatch:** For various timing needs.
- **Siri Voice Assistant:** Use voice commands for certain functions.
- **Remote Photography:** Control your phone's camera remotely.




Qibla Direction



285°
Qibla Angle



-91°
Device's Angle
to Qibla



Tasbih Reminder

Tasbih Reminder



Interval Time

30min >

Time Range

Start Time

08:00 AM >

End Time

08:00 PM >

Repeat

Sun Mon Tue Wed Thu Fri Sat

For example, if you set a reminder, the start time is 8:00, the end time is 10:00, and the interval is 30 minutes, then in the next time, there will be a reminder every 30 minutes respectively 8:30, 9:00, 9:30 and 10:00

Image: The PEJE ZW01 smartwatch displaying the Qibla direction feature, showing the Qibla angle and the device's angle relative to the Qibla.

5. MAINTENANCE

5.1 Water Resistance

The PEJE ZW01 Smartwatch has an IP68 water and dust resistance rating. This means it is resistant to splashes, rain, and can withstand immersion in water up to 1 meter for a limited time. You can wear it while washing hands, doing dishes, or during light rain.

Important:

- Do not use the watch during diving, sauna, or in hot water.
- Avoid exposing the watch to high-velocity water or sudden temperature changes.
- Water resistance is not a permanent condition and may decrease over time with normal wear.



Image: The PEJE ZW01 smartwatch demonstrating its IP68 waterproof capabilities, suitable for rinsing, bathing, and resisting sweat.

5.2 Cleaning

Regularly clean your smartwatch and strap to prevent skin irritation and maintain device performance.

- Wipe the screen and body with a soft, damp, lint-free cloth.
- For the rubber strap, you can use mild soap and water, then rinse thoroughly and dry completely before wearing.
- Avoid using harsh chemicals or abrasive materials.

6. TROUBLESHOOTING

If you encounter issues with your smartwatch, refer to the following common solutions:

Problem	Possible Solution
Watch does not turn on	Ensure the watch is fully charged. Connect to the charger for at least 10 minutes.

Problem	Possible Solution
Cannot pair with phone	Ensure Bluetooth is on for both devices. Restart both the watch and phone. Make sure the PEJE app is installed and open.
Notifications not received	Check app permissions on your phone to allow notifications. Ensure the watch is connected via Bluetooth. Verify notification settings within the PEJE app.
Inaccurate health data	Ensure the watch is worn snugly on your wrist, not too tight or too loose. Clean the sensor on the back of the watch. Remember data is for reference, not medical diagnosis.
Short battery life	Reduce screen brightness, disable unnecessary features like continuous heart rate monitoring if not needed, and limit frequent notifications.

If the problem persists, please contact customer support.

7. SPECIFICATIONS

Feature	Detail
Model Number	ZW01
Brand	PEJE
Operating System	AstroidOS
Memory Storage Capacity	128 MB
Special Features	Phone Calls
Battery Capacity	250 mAh
Connectivity Technology	Bluetooth
Wireless Communication Standard	Bluetooth
Battery Cell Composition	Lithium Polymer
GPS	No GPS
Item Shape	Rectangular
Screen Size	1.83 inches
Band Material Type	Rubber
Water Resistance Level	Waterproof (IP68)
Human Interface Input	Buttons
Supported Application	iOS & Android
Water Resistance Depth	1 Meter
Controller Type	Siri (Voice Assistant)

Feature	Detail
Meter Type	Heart Rate Monitor, Blood Oxygen Monitor
Closure Type	Magnetic
Color	Black
Band Color	Black
Connectivity Feature	NFC, Bluetooth
Target Audience	Men, Adults
Included Components	Smart Sports Watch x1, Magnetic Charging Cable x1, Instruction Manual x1
Battery Charging Time	2 Hours
Display Type	LCD
Compatible Phone Models	iPhone (all current models), Android (all models)

8. WARRANTY AND SUPPORT

8.1 Limited Warranty

The PEJE ZW01 Smartwatch comes with a limited warranty. Please refer to the warranty card included in your package for specific terms and conditions. This warranty typically covers manufacturing defects but does not cover damage caused by misuse, accidents, unauthorized modifications, or normal wear and tear.

8.2 Customer Support

For technical assistance, troubleshooting, or warranty claims, please contact PEJE customer support through the official website or the contact information provided in your warranty documentation. Please have your model number (ZW01) and purchase details ready when contacting support.