

- › [Rolling Square](#) /
- › [Rolling Square inCharge X Universal 6-in-1 Charging and Data Cable User Manual](#)

Rolling Square inCharge X Max

Rolling Square inCharge X Universal 6-in-1 Charging and Data Cable User Manual

Model: inCharge X Max

1. INTRODUCTION

The Rolling Square inCharge X is a compact, versatile 6-in-1 charging and data transfer cable designed for broad device compatibility and portability. It integrates multiple connector types to facilitate charging and data synchronization across various electronic devices.

This manual provides instructions for the proper use, maintenance, and troubleshooting of your inCharge X cable.




Image 1.1: The inCharge X cable shown in both its extended and compact keychain configurations.

2. PRODUCT FEATURES

- **6-in-1 Connectivity:** Features USB-A and USB-C input ports, and Lightning, USB-C, and Micro USB output ports, allowing for six different connection combinations.
- **Fast Charging:** Supports ultra-fast charging up to 100W, and up to 27W for Apple devices.
- **Data Transfer:** Enables data synchronization at speeds up to 480Mbit.
- **Compact Design:** Weighs less than 25 grams and is designed to be keychain-sized for portability.

- **Magnetic Snapping:** Integrated N52 magnets secure the connectors when folded, preventing tangling.
- **Removable Protective Cap:** A silicone cap is included to protect connectors from dust and impact.
- **Durable Construction:** Features a premium nylon braided exterior, aramid fiber, braided copper wires, and TPU protection for enhanced durability and flexibility.

3. SETUP AND OPERATION

3.1 Connector Identification and Usage

The inCharge X cable features a modular design with various connectors. Identify the appropriate connectors for your source and target devices.

- **Input Connectors (Source):**
 - USB-A
 - USB-C
- **Output Connectors (Target Device):**
 - Lightning (compatible with iPhone 14 and below, AirPods 3rd gen and below, AirPods Pro 1st gen, AirPods Max, iPads)
 - USB-C (compatible with iPhone 15 and up, AirPods Pro 2nd gen, iPads with USB-C, new generation Android phones, Bluetooth speakers)
 - Micro USB (compatible with older smartphones, Bluetooth speakers, headphones)

UNIVERSALLY COMPATIBLE



Image 3.1: Visual representation of the inCharge X's universal compatibility, detailing input and output connectors.

3.2 Charging Devices

1. Select the appropriate input connector (USB-A or USB-C) and connect it to a power source (e.g., wall adapter, power bank, computer USB port).
2. Select the appropriate output connector (Lightning, USB-C, or Micro USB) and connect it to your device.
3. Ensure both connections are secure. Your device should begin charging.

The inCharge X supports fast charging up to 100W, depending on the power source and device capabilities. For Apple devices, it supports up to 27W fast charging.



Image 3.2: The inCharge X cable connected to a smartphone, demonstrating its 100W ultra-fast charging capability.

3.3 Data Transfer

To transfer data between devices:

1. Connect the appropriate input connector (USB-A or USB-C) to your computer or host device.
2. Connect the appropriate output connector (Lightning, USB-C, or Micro USB) to the device you wish to transfer data from/to.
3. Follow the prompts on your computer and device to initiate data transfer. The cable supports data transfer speeds up to 480Mbit.

3.4 OTG (On-The-Go) Charging

The inCharge X supports OTG charging, allowing you to use a USB-C phone, tablet, or other compatible device to charge another portable device. This feature is useful for power-sharing when a standard power source is unavailable.

OTG CHARGING

PHONE TO PHONE



You can even use a USB-C phone, tablet, or any device to charge other portable devices.

Image 3.3: An example of OTG charging, where one smartphone charges another using the inCharge X cable.

4. MAINTENANCE AND CARE

- **Cleaning:** Use a soft, dry cloth to clean the cable and connectors. Avoid using harsh chemicals or abrasive materials.
- **Storage:** When not in use, fold the cable and secure it using the integrated magnets. Store it in a cool, dry place away from direct sunlight and extreme temperatures.
- **Protective Cap:** Utilize the removable silicone cap to protect the connectors from dust, debris, and physical damage, especially when carrying the cable on a keychain.
- **Handling:** Avoid excessive bending, twisting, or pulling on the cable, particularly near the connectors, to prevent internal damage.



Image 4.1: The removable protective cap and the inCharge X cable attached to a keychain for secure storage.

5. TROUBLESHOOTING

Problem	Possible Cause	Solution
Device not charging.	<ul style="list-style-type: none">Loose connection.Incompatible power source.Damaged cable or connector.Device issue.	<ul style="list-style-type: none">Ensure all connectors are firmly seated.Verify the power source is active and provides sufficient power.Test with another cable or device to isolate the problem.Inspect the cable for visible damage.

Problem	Possible Cause	Solution
Slow charging speed.	<ul style="list-style-type: none">• Low-power source.• Device not supporting fast charging.• Background apps consuming power.	<ul style="list-style-type: none">• Use a power adapter that supports higher wattage (e.g., 100W compatible).• Confirm your device supports fast charging.• Close unnecessary applications on your device.
Data transfer issues.	<ul style="list-style-type: none">• Incorrect connection mode.• Driver issues on computer.• Device settings preventing transfer.	<ul style="list-style-type: none">• Ensure your device is set to "File Transfer" or "MTP" mode if applicable.• Update USB drivers on your computer.• Check device security settings for data transfer permissions.

6. SPECIFICATIONS

- **Model:** inCharge X Max
- **Product Dimensions:** 3.81 x 1.45 x 0.78 inches
- **Weight:** 1.12 ounces (approximately 31.75 grams)
- **Input Connectors:** USB-A, USB-C
- **Output Connectors:** Lightning, Micro USB, USB Type C
- **Max Charging Power:** Up to 100W
- **Data Transfer Speed:** Up to 480Mbit
- **Special Features:** Compact, Fast Charging, Data Transfer, OTG Charging, Magnetic Snapping, Removable Protective Cap.
- **Materials:** Premium nylon braided exterior, aramid fiber, braided copper wires, TPU protection, aluminum connector housings.



Image 6.1: The inCharge X cable's compact size, suitable for attachment to a keyring.

7. WARRANTY AND SUPPORT







For warranty information, product support, or further assistance, please refer to the official Rolling Square website or contact their customer service directly. Details can typically be found on the product packaging or the manufacturer's official online channels.

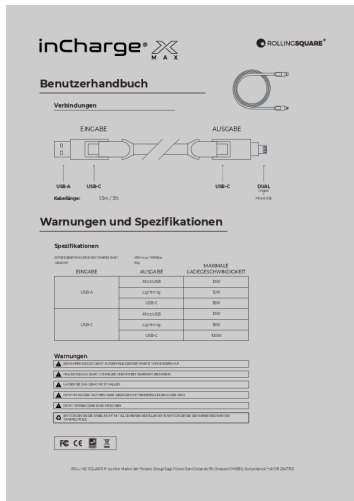
Brand: Rolling Square

Manufacturer: inCharge

Website: www.rollingsquare.com

Related Documents - inCharge X Max

	<p>Rolling Square inCharge XL User Manual - Specifications and Warnings</p> <p>Comprehensive user manual for the Rolling Square inCharge XL cable, detailing its versatile connection options (USB-A, USB-C, Lightning, MicroUSB), technical specifications including data transfer speed and charging capabilities up to 100W, and essential safety warnings for proper use and disposal.</p>
	<p>Rolling Square inCharge XL User Manual and Specifications</p> <p>User manual for the Rolling Square inCharge XL, detailing its connections, specifications, and safety warnings. Includes information on charging speeds and cable compatibility.</p>
	<p>Rolling Square inCharge X User Manual: Specifications & Warnings</p> <p>Comprehensive user manual for the Rolling Square inCharge X charging cable, detailing its connections, specifications (data transfer, charging speeds), and important safety warnings. Features USB-A, USB-C, Lightning, and MicroUSB compatibility.</p>
	<p>Rolling Square TAU User Manual: Your Guide to Portable Charging</p> <p>Discover the Rolling Square TAU, a versatile keychain portable charger. This user manual provides essential information on connectors (USB-C, Apple Lightning, MicroUSB), installation methods, usage, and safety guidelines for your TAU device, ensuring optimal performance.</p>
	<p>AirCard Pro User Manual - Rolling Square</p> <p>User manual for the Rolling Square AirCard Pro item locator, detailing setup, features, troubleshooting, safety, and specifications. This device works with Google's Find My Device Network.</p>
	<p>Air Notch™ Pro User Manual Rolling Square - Bluetooth Item Tracker</p> <p>Official user manual for the Rolling Square Air Notch™ Pro. Get detailed instructions on setup, battery replacement, using Apple Find My, basic features, handling, privacy, safety notices, and technical specifications.</p>



[pdf]

inCharge X Max Benutzerhandbuch Product Page XMAX DE product rollingsquare manuals |||
MAX Benutzerhandbuch Verbindungen EINGABE AUSGABE USB-A USB-C
Kabelänge: 1.5m / 5ft USB-C Warnungen und Spezifikationen DUAL Apple MicroUSB
Spezifikationen DATENBERTRAGUNGSGESCHWINDIGKEIT GEWICHT EINGABE
USB-A USB-C 480mbps / 60MBps 90g AUSGABE MicroUSB Lightning USB-C
MicroUSB Lightni...

lang:de score:28 filesize: 482.94 K page_count: 1 document date: 2023-05-04