

HCALORY SKUK63125

HCALORY 5KW Diesel Heater User Manual - Model SKUK63125

This manual provides essential information for the safe and efficient operation of your HCALORY 5KW Diesel Heater. Please read thoroughly before use.

INTRODUCTION

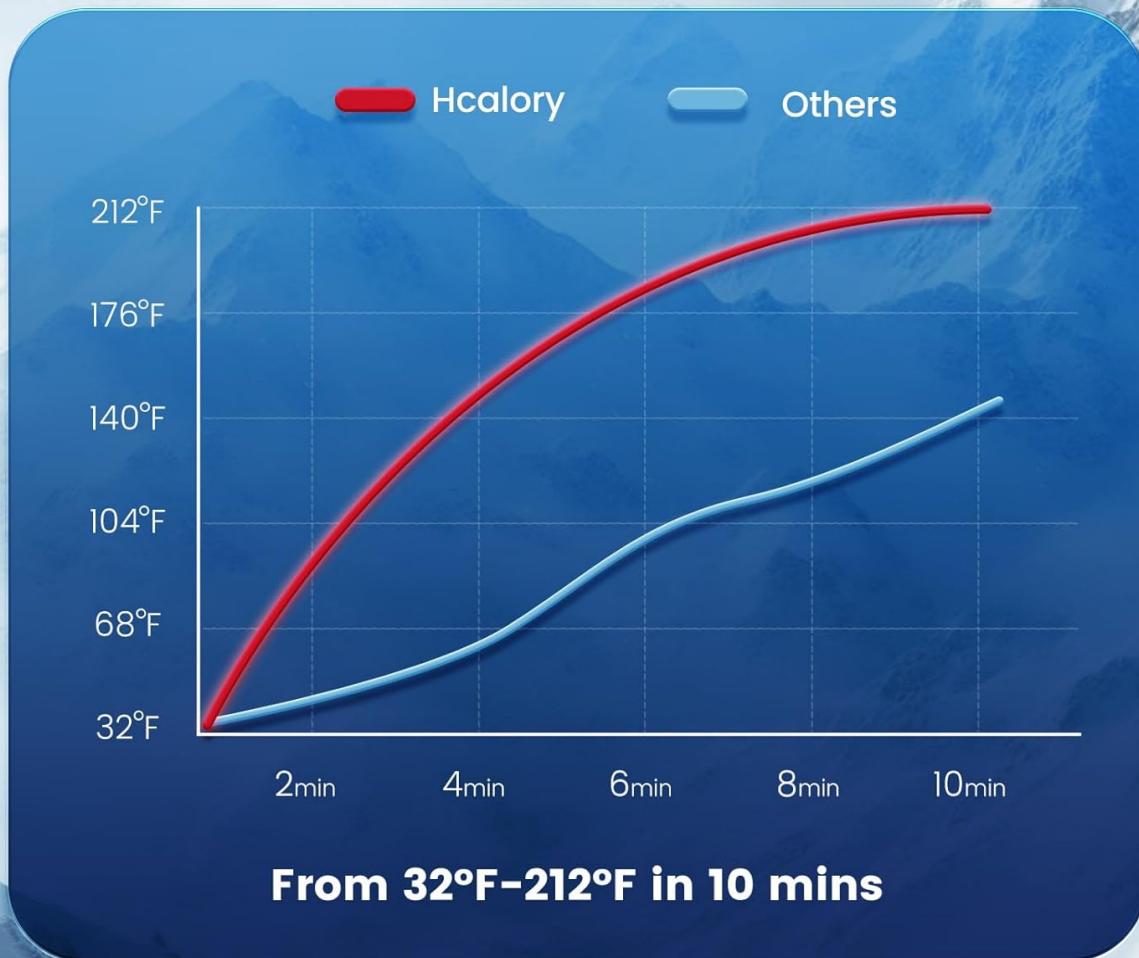
The HCALORY 5KW Diesel Heater is a versatile heating solution designed for various applications including cargo trucks, vans, cars, boats, RVs, and campers. It offers rapid heating, energy efficiency, and multiple control methods for user convenience.

Key Features

- **Rapid Heating:** Achieves desired temperature in under 10 minutes with adjustable 5-8 kW power.
- **Energy Conservation:** Upgraded 12V system with fuel consumption of 0.15-0.44 liters/hour, allowing up to 10 hours of continuous heat from a 5-liter tank.
- **Multiple Control Methods:** Features Bluetooth APP control (up to 30 meters), remote control, and LCD panel control.
- **Smart APP Functions:** Includes timing, thermostat control, temperature adjustment, and voice announcements.
- **Wide Application Area:** Equipped with a highland mode (up to 18,045 ft. above sea level) for automatic altitude adjustment. Portable design with a handle for easy transport.

HEAT FASTER

Say Goodbye to Long Waits, Feel The Warm in 1S



Description: A graph illustrating the rapid heat-up time of the HCALORY diesel heater compared to other models, showing it reaches 212°F from 32°F in under 10 minutes.

MAXIMIZE ENERGY EFFICIENCY

Energy Saving
Diesel Burns More Fully

HEATING AREA:
215FT²
~
256FT²

Hcalory 0.04 gal/h – 0.12 gal/h **VS** 0.073 gal/h – 0.17 gal/h **Other**

Description: An image highlighting the energy efficiency of the HCALORY diesel heater, showing its heating area (215-256 sq. ft.) and lower fuel consumption (0.04-0.12 gal/h) compared to other models.

IMPORTANT SAFETY INSTRUCTIONS

- **Carbon Monoxide Hazard:** Always ensure proper ventilation when operating the diesel heater. Exhaust gases must be directed outside to safely vent combustion byproducts.
- Do not operate the heater in enclosed spaces without adequate exhaust routing.
- Ensure the fresh air intake is clear and unobstructed.
- Regularly inspect all hoses, connections, and the exhaust system for any signs of wear, damage, or leaks.
- Keep flammable materials away from the heater.
- Do not use the heater near flammable liquids or gases.
- Ensure the unit is placed on a stable, non-combustible surface.
- The exhaust pipe and muffler become very hot during operation. Avoid direct contact.
- The unit is equipped with multi-layer protection features including short circuit, reverse connection,

overvoltage, and overheating protection. However, always exercise caution.



Description: An image illustrating the multi-layer protection features of the HCALORY diesel heater, including icons for short circuit protection, reverse connection protection, overvoltage protection, and overheating protection.

PACKAGE CONTENTS

The HCALORY 5KW Diesel Heater package includes the main heater unit, power cables for AC and DC connections, air intake and exhaust pipes, a muffler, an air filter, a heat dispenser, a remote control, and various fittings and mounting hardware.

- HCALORY 5KW Diesel Heater Unit
- AC Power Adapter (110V)
- DC Power Cable (12V/24V)
- Air Intake Pipe
- Exhaust Pipe
- Muffler
- Air Filter

- Heat Dispenser (Adjustable)
- Remote Control
- Mounting Brackets and Hardware
- User Manual



Description: A comprehensive view of the HCALORY 5KW Diesel Heater unit along with its power adapter, remote control, LCD panel, and various pipes and accessories laid out on a surface.

SETUP INSTRUCTIONS

Before operating the heater, ensure all components are correctly assembled and securely fastened.

1. Connecting Exhaust and Air Intake

The exhaust pipe and air intake pipe must be securely attached to the designated ports on the heater unit. The exhaust pipe should always lead outside to safely vent combustion gases.

INDOOR-OUTDOOR AT YOUR CONTROL

12-24V DC 110V Universal



Description: A close-up view of the HCALORY diesel heater with the flexible metal exhaust pipe and the black corrugated air intake pipe securely attached to the unit. The exhaust pipe includes a muffler at its end.

2. Fueling the Unit

Unscrew the red cap on top of the unit to access the 5-liter fuel tank. Carefully pour diesel fuel into the tank, ensuring not to overfill. The transparent fuel level indicator on the side allows monitoring of the fuel quantity.

3. Power Connection

The heater supports multiple power options:

- **AC Power:** Use the provided 110V AC adapter to connect the heater to a standard wall outlet.
- **DC Power:** Use the provided 12V/24V DC cable to connect directly to a compatible battery source (e.g., car battery, RV battery).

OPERATING INSTRUCTIONS

The HCALORY diesel heater offers three convenient control methods: LCD panel, remote control, and a smart

APP.

1. LCD Panel Control

The integrated LCD panel allows direct control over the heater's functions. Use the buttons to adjust temperature, set timers, and monitor operational status.

2. Remote Control

The included remote control provides convenient wireless operation. Use the ON/OFF buttons to power the unit and the +/- buttons to adjust settings.

3. Smart APP Control (Bluetooth)

Download the HCALORY app on your smartphone to control the heater via Bluetooth. The app offers advanced features such as timing functions, thermostat control, temperature adjustment, and voice announcements.

3 TYPES OF CONTROL

Portable And Efficient



Description: An image showcasing the three control methods for the HCALORY diesel heater: Smart APP Control, Remote Control, and LCD Panel Control.

Starting the Heater

Once powered on, the heater will initiate a startup sequence. This typically involves a pre-heating phase before full heat output begins.

Adjusting Heat Output

The heater's power can be adjusted between 5-8 kW to suit your heating needs. Use the control panel, remote, or app to modify the heat level.

Highland Mode

For operation at high altitudes (up to 18,045 ft.), activate the highland mode. This feature automatically adjusts the heater's performance for optimal combustion and efficiency in thinner air.



Description: An image depicting a vehicle on a snowy mountain road, with an overlay indicating "Plateau Mode" and a graph showing performance at different altitudes (3280ft, 8202ft, 12000ft, 18000ft).

MAINTENANCE

Regular maintenance ensures the longevity and efficient performance of your HCALORY diesel heater.

- **Regular Inspection:** Periodically check all hoses, connections, and the exhaust system for any signs of wear, damage, or leaks.
- **Fuel Quality:** Use clean, high-quality diesel fuel to prevent clogging and ensure efficient operation.
- **Air Filter:** Ensure the air intake filter is clean and free from obstructions to maintain proper airflow.
- **Storage:** When not in use for extended periods, drain the fuel tank and store the heater in a dry, protected area.

TROUBLESHOOTING

The LCD panel may display error codes if an issue occurs. Refer to the user manual for a complete list of error codes and their corresponding solutions.

- **No Heat Output:** Check fuel level, power connection, and ensure the unit has completed its startup sequence.
- **Excessive Smoke:** Verify proper exhaust installation and ensure the air intake is not blocked.
- **Unit Shuts Off Unexpectedly:** Check for error codes on the LCD panel. This could indicate low fuel, overheating, or a power supply issue.
- **Noise:** A slight fan noise is normal during operation. Excessive or unusual noises may indicate a problem with the fan or internal components.

Your browser does not support the video tag.

Description: This video demonstrates the unboxing, assembly, and initial testing of a similar diesel air heater, including connecting the exhaust and heat pipes, and powering on the LCD control panel. It highlights the smart features and safety mechanisms.

SPECIFICATIONS






Feature	Detail
Brand	HCALORY
Model	SKUK63125
Power	5-8 KW (Adjustable)
Voltage	12V / 24V DC, 110V AC
Fuel Type	Diesel
Fuel Tank Capacity	5 Liters
Fuel Consumption	0.15 - 0.44 Liters/Hour
Heating Area	215-256 sq. ft.
Item Weight	20.1 pounds
Product Dimensions	19 x 12 x 17 inches
Control Methods	LCD Panel, Remote, Bluetooth APP
Special Features	Highland Mode, Multi-layer Protection



Description: An exploded view diagram of the HCALORY diesel heater, illustrating key internal components such as the combustion chamber, air fan, heating zone, fuel tank, and control panel.

WARRANTY AND CUSTOMER SUPPORT

For warranty information, technical support, or service inquiries, please refer to the contact details provided in the full user manual or visit the official HCALORY website.

 <p>Diesel Air Car Parking Heater User Manual</p> <p>NOTE: Please read this manual carefully before use to understand the function and operation requirements of the product.</p>	<p>Hcalory Diesel Air Car Parking Heater User Manual</p> <p>Comprehensive user manual for the Hcalory Diesel Air Car Parking Heater, covering installation, operation, safety instructions, error codes, and app control. Includes detailed explanations of principles, parts, and troubleshooting.</p>
 <p>AIR HEATER User Manual</p>	<p>Hcalory Air Heater User Manual - Installation, Operation, and Troubleshooting Guide</p> <p>This comprehensive user manual provides detailed information on Hcalory Air Heaters. It covers product functions, internal structure, installation guidelines for various vehicles, operation instructions for multiple remote control models, troubleshooting steps, and a detailed list of LCD error codes with solutions. Essential reading for owners of Hcalory parking heaters.</p>
<p>Contents</p> <ul style="list-style-type: none"> English 001-006 Deutsch 010-016 Frangais 019-027 Italiano 028-036 Español 037-043 Russian 048-054 Czech 055-063 Polish 064-072 	<p>HCALORY Diesel Air Heater User Manual and Operation Guide</p> <p>Comprehensive guide for the HCALORY 5KW Diesel Air Heater, covering its functions, internal structure, installation, remote control operation, Bluetooth connectivity, and troubleshooting.</p>
 <p>Diesel Air Car Parking Heater User Manual</p> <p>NOTE: Please read this manual carefully before use to understand the function and operation requirements of the product.</p>	<p>Hcalory Diesel Air Car Parking Heater User Manual</p> <p>User manual for the Hcalory Diesel Air Car Parking Heater, providing comprehensive guidance on product overview, principles, installation, safety, control panel usage, and troubleshooting for vehicles and RVs.</p>
 <p>SMART HEATER User Manual</p>	<p>HCALORY Smart Heater User Manual: Installation, Operation, and Troubleshooting</p> <p>Comprehensive user manual for the HCALORY Smart Heater. Learn about installation, remote control operation, Bluetooth app connectivity, and troubleshooting common fault codes for your parking heater.</p>
 <p>Diesel Air Car Parking Heater User Manual</p> <p>NOTE: Please read this manual carefully before use to understand the function and operation requirements of the product.</p>	<p>Hcalory Diesel Air Car Parking Heater User Manual - Installation and Operation Guide</p> <p>Comprehensive user manual for the Hcalory Diesel Air Car Parking Heater, covering product overview, principles of operation, installation instructions, safety precautions, control panel usage, fault finding, and app operation. Includes detailed diagrams and part lists.</p>