

iKF iKF R2 Pro

iKF R2 Pro Retro Wireless Headphones User Manual

Model: iKF R2 Pro

Brand: iKF

1. INTRODUCTION

This manual provides detailed instructions for the proper use and maintenance of your iKF R2 Pro Retro Wireless Headphones. Please read this manual thoroughly before using the product to ensure optimal performance and longevity.



Figure 1: iKF R2 Pro Retro Wireless Headphones (Pro Brown)

The iKF R2 Pro headphones feature a retro design with metal and leather elements, offering both wireless Bluetooth 5.4 and wired 3.5mm AUX connectivity. They include Active Noise Cancellation (ANC) up to -45dB, 40mm HiFi drivers, and customizable lighting via the iKF app.

2. WHAT'S IN THE BOX

Verify that all items are present upon unboxing:

- iKF R2 Pro Wireless Headphones
- Charging Cable
- 3.5mm AUX Audio Cable
- User Manual (this document)

3. SETUP

3.1. Charging the Headphones

Before first use, fully charge the headphones. Connect the provided charging cable to the charging port on the headphones and a compatible USB power source. A full charge typically takes approximately 2 hours. The LED indicator will change to show charging status.

3.2. Bluetooth Pairing

1. Ensure the headphones are powered off.
2. Press and hold the Power button for 3 seconds until the LED indicator flashes blue and red, indicating pairing mode.
3. On your device (smartphone, tablet, computer), enable Bluetooth and search for available devices.
4. Select "iKF R2 Pro" from the list of devices.
5. Once connected, the LED indicator will turn solid blue or off, depending on the model.

3.3. iKF App Installation and Connection

For enhanced features like customizable lighting and equalizer settings, download the official iKF app from your device's app store. Follow the in-app instructions to connect your headphones.




Figure 2: iKF App Interface for Sound Customization

The iKF app allows users to personalize sound profiles with various equalizer presets (Default, Popular, Bass, Rockin, Downy, Classical) and create custom settings. It also provides control over the headphone's lighting effects.

4. OPERATING INSTRUCTIONS

4.1. Basic Controls

The headphones feature intuitive controls located on the earcups:




 Volume Button	<ul style="list-style-type: none"> • Volume Up Click the '+' • Next Song Press '+' 2s 	<ul style="list-style-type: none"> • Volume Down Click the '-' • Previous song Press '-' 2s
	<ul style="list-style-type: none"> • Pause/Play Click Power Button • Turn on/off Press Power Button 3s • Movie/Game/Music Mode Triple-click Button to Cycle Through • ANC/Transparency/Anti Wind Switch Click Button to Cycle Through 	<ul style="list-style-type: none"> • Voice Assistant Double Click Power Button • Answer/Hang Up Click Power Button • Atmosphere Lights Long Press Button to Switch on/off
 Power Button	<ul style="list-style-type: none"> • Reject Call Click Power Button 2s 	
 NC Button		



Figure 3: Headphone Control Layout

This diagram illustrates the location and function of the various control buttons on the iKF R2 Pro headphones, including volume, power, and NC buttons.

- **Power Button:**

- Press and hold for 3 seconds: Turn on/off.
- Click: Play/Pause.
- Double Click: Activate Voice Assistant.
- Click: Answer/Hang Up Call.
- Press and hold for 2 seconds: Reject Call.

- **Volume Button (+/-):**

- Click '+': Volume Up.
- Click '-': Volume Down.
- Press and hold '+': Next Song.
- Press and hold '-': Previous Song.

- **NC Button:**

- Click: Cycle through ANC / Transparency / Normal modes.
- Triple-click: Switch between Movie/Game/Music Mode.
- Long Press: Turn Atmosphere Lights on/off.

4.2. Active Noise Cancellation (ANC) and Transparency Mode

The NC button allows you to switch between different listening modes:

- **ANC Mode:** Reduces external noise by up to -45dB, ideal for focused listening in noisy environments.
- **Transparency Mode:** Allows you to hear your surroundings while still enjoying your audio, useful for awareness in urban settings or conversations.
- **Normal Mode:** Standard audio playback without noise cancellation or transparency features.

STAY AWARE, STAY SAFE

With advanced Active Noise Cancelling (ANC) technology and transparency mode, enjoy your music while staying aware of your surroundings—perfect for urban adventures.



Active noise reduction mode



Transparency mode

iKF Official Store

Figure 4: ANC and Transparency Mode in Use

This image shows a user experiencing the benefits of both Active Noise Cancellation (ANC) for quiet listening and Transparency Mode for environmental awareness with the iKF R2 Pro headphones.

4.3. Low Latency Mode

Activate Game Mode via the iKF app for ultra-low audio latency (35 milliseconds), providing a synchronized audio-visual experience for gaming or video playback.



Figure 5: Low Latency Gaming Experience

The headphones are shown alongside a smartphone, highlighting their low latency feature which is beneficial for

gaming and synchronized media consumption.

4.4. Wired Connection (AUX)

For a wired audio experience or when battery is depleted, connect the provided 3.5mm AUX cable to the headphone's audio jack and your device's audio output.

SEAMLESS CONNECTIVITY

Effortlessly switch between devices! Our headphones support both Bluetooth and AUX connections, ensuring you can enjoy your music wherever you are.




Figure 6: Wireless and Wired Connectivity

This image demonstrates the flexibility of the iKF R2 Pro headphones, showcasing both Bluetooth wireless connection to a laptop and a wired 3.5mm AUX connection to an audio source.

4.5. Multi-point Connection

The headphones support multi-point Bluetooth connectivity, allowing them to be simultaneously connected to two devices. This enables seamless switching between audio sources, such as a phone and a laptop.

5. MAINTENANCE

5.1. General Care

Handle your headphones with care. Avoid dropping them or exposing them to extreme temperatures.

The headphones are constructed with leather, metal, and plastic components.

5.2. Cleaning

Wipe the headphones with a soft, dry cloth. For the leather parts, use a specialized leather cleaner if necessary. Do not use harsh chemicals or abrasive materials. The detachable ear pads can be gently cleaned as per their material type.

5.3. Storage

When not in use, store the headphones in a cool, dry place, away from direct sunlight and moisture. The foldable design allows for compact storage, reducing space when traveling.



Figure 7: Adjustable and Foldable Design

This image highlights the adjustable headband and foldable earcups of the iKF R2 Pro, making them convenient for storage and travel.

5.4. Water Resistance

The iKF R2 Pro headphones are rated as waterproof. However, avoid prolonged submersion or exposure to high-pressure water jets to prevent damage.

6. TROUBLESHOOTING

If you encounter issues with your headphones, refer to the following common solutions:

Problem	Possible Cause	Solution
Cannot power on	Low battery	Charge the headphones fully.
Cannot pair via Bluetooth	Headphones not in pairing mode; device Bluetooth off; interference	Ensure headphones are in pairing mode (flashing blue/red LED). Turn device Bluetooth off and on. Move closer to the device.
No sound	Volume too low; incorrect audio source; loose AUX cable	Increase volume on headphones and device. Check device's audio output settings. Re-insert AUX cable firmly.
ANC not effective	Incorrect mode; earcups not sealed	Ensure ANC mode is active via the NC button. Adjust headphones for a snug fit over your ears.

For further assistance, refer to the iKF app or contact customer support.

7. SPECIFICATIONS

- **Model Name:** iKF R2 Pro
- **Connectivity Technology:** Bluetooth 5.4, 3.5 mm Jack
- **Noise Control:** Active Noise Cancellation (-45dB), Sound Isolation
- **Audio Driver Size:** 40 Millimeters (Bio-fiber composite drivers)
- **Audio Latency:** 35 Milliseconds (Game Mode)
- **Battery Life:** Up to 75 Hours (ANC Off), 40 Hours (ANC On)
- **Charging Time:** Approximately 2 Hours
- **Control Type:** Touch Control
- **Material:** Leather, Metal, Plastic
- **Item Weight:** 0.9 Pounds (14.4 ounces)
- **Water Resistance Level:** Waterproof
- **Impedance:** 32 Ohms
- **Compatible Devices:** iPhone/iPad/Macbook and other Bluetooth-enabled devices

8. WARRANTY AND SUPPORT

For warranty information, please refer to the documentation provided at the time of purchase or contact the seller directly. iKF offers customer support for product inquiries and technical assistance.

You can visit the official iKF store for more information: [iKF Official Store](#)