

Manuals.plus /

› SHARP /

› SHARP 152L Refrigerator SJ-D15P-H Instruction Manual

SHARP SJ-D15P-H

SHARP 152L Refrigerator SJ-D15P-H Instruction Manual

Model: SJ-D15P-H | Brand: SHARP

1. INTRODUCTION

Thank you for purchasing the SHARP 152L Refrigerator Model SJ-D15P-H. This manual provides essential information for the safe and efficient use of your new appliance. Please read it thoroughly before operation and keep it for future reference.

2. SAFETY INFORMATION

Always follow basic safety precautions when using electrical appliances to reduce the risk of fire, electric shock, or injury.

- Ensure the refrigerator is properly grounded.
- Do not damage the refrigerant circuit.
- Do not use electrical appliances inside the food storage compartments unless they are of the type recommended by the manufacturer.
- Keep ventilation openings clear of obstruction.
- Unplug the appliance before cleaning or maintenance.
- Do not store explosive substances such as aerosol cans with a flammable propellant in this appliance.

3. PRODUCT OVERVIEW

The SHARP SJ-D15P-H refrigerator is designed for convenience and efficiency, featuring several innovative technologies.

Reversible Door (Tsukekae Docchimo Door)

This refrigerator features a reversible door design, allowing you to change the door's opening direction (left or right) to suit your kitchen layout. This flexibility is particularly useful during relocation.



Illustration showing the reversible door mechanism, allowing the door to open from either left or right.

Inverter Technology

Equipped with inverter technology, this refrigerator offers energy-saving performance and quiet operation, with a noise level of approximately 21dB.



Image highlighting the inverter technology for energy efficiency and quiet operation.

Automatic Defrost

The freezer compartment features an automatic defrost system, eliminating the need for manual defrosting.

Large Capacity Freezer (Mega Freezer)

The spacious 58L freezer compartment provides ample storage for frozen foods, making bulk purchases convenient.



Interior view of the spacious freezer compartment, designed for large storage.

Heat-Resistant Top Table (100°C)

The top surface of the refrigerator is heat-resistant up to 100°C, allowing you to safely place a microwave oven or other heat-generating appliances on top, maximizing kitchen space.



Top surface of the refrigerator, designed to withstand temperatures up to 100°C, suitable for placing a microwave oven.

Gasket Dirt Guard

A protective guard above the refrigerator compartment gasket helps prevent dirt and oil fumes from accumulating, keeping the gasket clean.



Close-up view of the refrigerator gasket with a protective guard to prevent dirt accumulation.

Free Case

The refrigerator compartment includes a versatile free case for flexible storage of various items like vegetables or prepared dishes.



Interior view of the refrigerator compartment showing a versatile storage case for various items like vegetables or prepared dishes.

LED Lighting

Bright LED lighting illuminates the interior, making it easy to see and access your food items.



Interior view of the refrigerator with bright LED lighting illuminating the contents.

Product Demonstration Video

This video demonstrates key features of the SHARP 152L Refrigerator, including the reversible door mechanism, the spacious mega freezer, and the heat-resistant top table suitable for placing a microwave oven.

4. SETUP

Installation Space Requirements

Ensure adequate space around the refrigerator for proper ventilation and door opening. The minimum required installation space is: Width 535mm, Depth 646mm, Height 1303mm. Allow at least 0.5cm on the sides and 5cm on top for ventilation.

商品寸法+10cm以上の幅が必要です。

《搬入における確認項目》

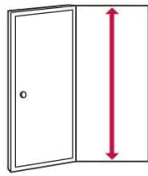
※段差やコーナー箇所があり、直線ではない場合、+10cm以上の幅が必要となります。
※手すり・照明・装飾物などがある場合、そこから+10cmの幅が必要となります。

〈商品の寸法〉



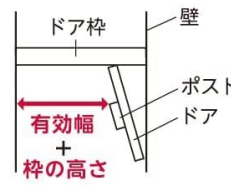
〈玄関の高さ〉

商品寸法+10cm



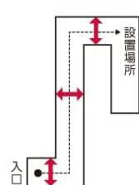
〈玄関の幅〉

商品寸法+10cm




〈廊下の幅〉

商品寸法+10cm



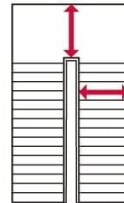
〈エレベータの幅〉

商品寸法+10cm

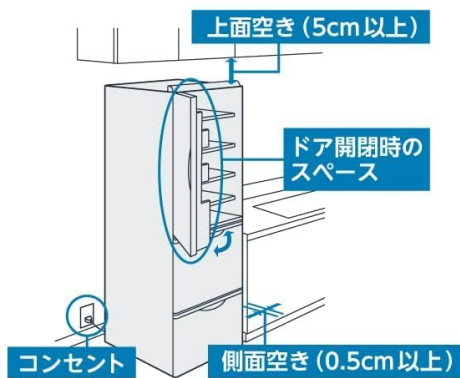


〈階段の幅〉

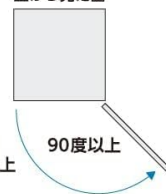
商品寸法+10cm



《設置における確認項目》



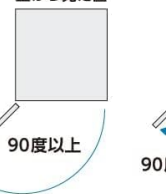
右開き 上から見た図



左右側面
0.5cm以上

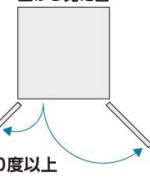
90度以上

左開き 上から見た図



90度以上

両開き 上から見た図



90度以上

- ・冷蔵庫を設置する場合、大きさだけでなくドアを開けるための幅と前面のスペース確保が必要となります。
- ・ドアの開閉にはドアの厚みの分の余裕が必要となります。開閉方向と合わせて十分な幅がとれるかをご確認ください。十分は幅がなく実際の場合、ドアが90度まで開ききらず、棚類が外せない可能性があります。
- ・放熱スペースを確保する必要があります。
- ・必要なスペースは商品によって異なるため、詳細はメーカーページなどをご確認ください。

Diagram illustrating the minimum required installation space and dimensions for the refrigerator, including clearances for door opening.

Door Reversal

The door opening direction can be changed from left to right or right to left. Refer to the detailed instructions in the included manual for the step-by-step process. This feature is designed for easy adaptation to various kitchen layouts.

5. OPERATING INSTRUCTIONS

Temperature Control

The refrigerator and freezer compartments have independent temperature controls. Adjust the settings as needed to maintain optimal food freshness and freezing performance. Avoid setting the temperature too low unnecessarily, as this consumes more energy.

Food Storage Tips

- Store food in sealed containers to prevent odors and maintain freshness.
- Do not overload the compartments, as this can hinder air circulation and cooling efficiency.

- Allow hot foods to cool down before placing them in the refrigerator to save energy.
- Utilize the free case for organized storage of fruits, vegetables, or deli items.

6. MAINTENANCE

Cleaning

Regular cleaning helps maintain hygiene and efficiency. Unplug the refrigerator before cleaning.

- Wipe interior and exterior surfaces with a soft cloth dampened with mild detergent and water.
- Clean the door gaskets regularly to ensure a tight seal. The gasket dirt guard helps in keeping it clean.
- Remove and clean shelves and drawers as needed.

Defrosting

The freezer compartment features an automatic defrost system, so manual defrosting is not required under normal operating conditions.

7. TROUBLESHOOTING

If you encounter any issues with your refrigerator, refer to the following common problems and solutions:

- **Refrigerator not cooling:** Check if the power cord is properly plugged in, the temperature settings are correct, and the door is fully closed.
- **Unusual noises:** Ensure the refrigerator is level and not touching any walls or cabinets. Slight humming from the compressor is normal.
- **Water leakage:** Check if the drain hose is clogged or if the drip tray is overflowing.
- **Door not closing properly:** Inspect door gaskets for dirt or damage. Ensure shelves and food items are not obstructing the door.

For persistent issues, please contact SHARP customer support.

8. SPECIFICATIONS

Detailed specifications for the SHARP 152L Refrigerator Model SJ-D15P-H:

製品仕様 / 省エネ基準達成率

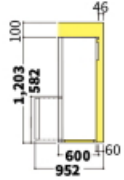
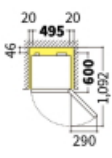
| 最小必要設置スペース (mm) | 各室定格内容積*1 | | | | |
|--|---|---|----------------------------|----------------|-------------|
|  <p>標準引出し仕様</p> |  <p>扉開時の仕様</p> | | | | |
| | <table border="1" style="width: 100%; border-collapse: collapse;"> <tr> <td style="text-align: center;">冷蔵室 94L <73L></td> </tr> <tr> <td style="text-align: center;">冷凍室 58L <40L></td> </tr> </table> | 冷蔵室 94L <73L> | 冷凍室 58L <40L> | | |
| 冷蔵室 94L <73L> | | | | | |
| 冷凍室 58L <40L> | | | | | |
| グリーン購入法適合商品 | | | | | |
| <table border="1" style="width: 100%; border-collapse: collapse;"> <tr> <td style="width: 50%;"> 年間消費電力量 50/60Hz (JIS C 9801-3: 2015) </td> <td style="width: 50%; text-align: right; color: red;"> 265 kWh/年 </td> </tr> <tr> <td style="text-align: center;"> 2021年 省エネ基準達成率 </td> <td style="text-align: right; color: red;"> 115% </td> </tr> </table> | | 年間消費電力量 50/60Hz (JIS C 9801-3: 2015) | 265 kWh/年 | 2021年 省エネ基準達成率 | 115% |
| 年間消費電力量 50/60Hz (JIS C 9801-3: 2015) | 265 kWh/年 | | | | |
| 2021年 省エネ基準達成率 | 115% | | | | |
| <p>■ は最小必要設置スペースで、年間消費電力量の測定条件とは異なります。設置条件により若干異なる場合がございますので、10mm程度余裕をとってください。</p> <p>*1 <<は食品搭載スペースの目安です。</p> | | | | | |

Diagram showing the dimensions and energy efficiency ratings of the refrigerator.

| Feature | Specification |
|---------------------------------------|-----------------------------------|
| Product Dimensions (D x W x H) | 60 cm x 49.5 cm x 120.3 cm |
| Total Capacity | 152 Liters |
| Freezer Rated Capacity | 58 Liters |
| Color | Matte Dark Gray |
| Number of Doors | 2 |
| Defrost System Type | Automatic |
| Voltage | 100 Volts |
| Number of Shelves | 3 |
| Door Opening Direction | Reversible |
| Door Material Type | Stainless steel |
| Product Weight | 37 Kilograms |
| Annual Energy Consumption | 265 kWh/year |
| Energy Saving Achievement Rate (2021) | 115% |
| Quiet Design | Approx. 21dB |
| Included Components | Instruction manual, warranty card |

9. WARRANTY AND SUPPORT

This product comes with a manufacturer's warranty. Please refer to the warranty card included with your purchase for specific terms and conditions. For technical support, service, or inquiries, please contact SHARP customer service.