

ARRMA ARA3521T1

ARRMA RC Truck 1/10 Fury 2wd 223S BLX Brushless Short Course Truck RTR User Manual

Brand: ARRMA | Model: ARA3521T1

INTRODUCTION

The ARRMA 1/10 Fury 2wd 223S BLX Brushless Short Course Truck RTR is engineered for durability and performance, offering an exciting remote-controlled driving experience. This manual provides essential information for the setup, operation, and maintenance of your vehicle to ensure optimal performance and longevity.



The ARRMA Fury 223S BLX Short Course Truck, showcasing its blue and red body design and rugged tires.

Key Features:

- **2S and 3S Ready:** Capable of operating with both 2S and 3S LiPo batteries for varied speed potential.
- **Spektrum DSC (Dynamic Stability Control):** Assists in maintaining control during high-speed maneuvers.
- **Throttle Limiting:** Allows for adjustable power output, suitable for different skill levels.
- **Heavy-Duty Transmission:** Designed for robust performance and durability.
- **All-Terrain Suspension:** Provides effective shock absorption across various surfaces.
- **Easy-Access Bottom-Loading Battery Tray:** Simplifies battery installation and removal.
- **Ready-to-Run (RTR):** Comes pre-assembled, requiring only a compatible battery and charger to operate.

SAFETY INFORMATION

WARNING: Read the ENTIRE instruction manual to become familiar with the features of the product before operating. Failure to operate the product correctly can result in damage to the product, personal property and cause serious injury. This is a sophisticated hobby product. It must be operated with caution and common sense and requires some basic mechanical ability. Failure to operate this Product in a safe and responsible manner could result in injury or damage to the product or other property. This product is not intended for use by children without direct adult supervision. Do not use with incompatible components or alter this product in any way outside of the instructions provided by Horizon Hobby, LLC. The product manual contains instructions for safety, operation and maintenance. It is essential to read and follow all the instructions and warnings in the manual, prior to assembly, setup or use, in order to operate correctly and avoid damage or serious injury.

WHAT'S IN THE BOX

Your ARRMA Fury 223S BLX Short Course Truck RTR package includes the following components:

- (1) FURY 223S BLX 2WD Short Course Truck RTR
- (1) Spektrum SLT 45A 2-in-1 Waterproof ESC & Receiver 2S/3S with DSC
- (1) Spektrum 4000Kv Brushless Motor
- (1) Spektrum SLT2 2.4GHz Transmitter
- (1) Spektrum S681 Metal-Geared Waterproof Digital Servo
- (4) AA Transmitter Batteries
- (1) 2mm Hex Driver
- (1) 2.5mm Hex Driver
- (1) Wheel Wrench/Shock Tool
- (1) Instruction Manual (this document)



The ARRMA Fury 223S BLX chassis and separate body, illustrating the components included.

SETUP

1. Battery and Charger (Not Included)

The ARRMA Fury 223S BLX requires a compatible IC5 battery and charger, which are not included in the package. Ensure you select a battery that fits the maximum dimensions of the battery tray and is compatible with the vehicle's 2S or 3S LiPo readiness.

Battery Tray Max Dimensions: 140mm x 50mm x 35mm (5.51" x 1.97" x 1.38" inches)

Compatible Battery Types: 2S 7.4V LiPo or 3S 11.1V LiPo

NOT INCLUDED

YOU WILL REQUIRE THESE ITEMS TO RUN THE VEHICLE...

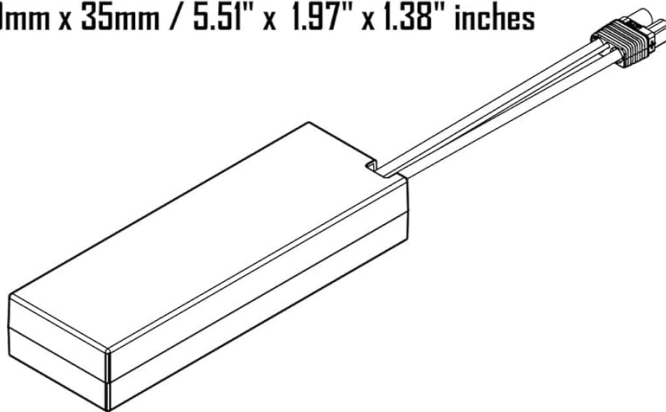


Use your own choice of IC5 compatible batteries and preferred charger.

BATTERY TRAY MAX DIMENSIONS

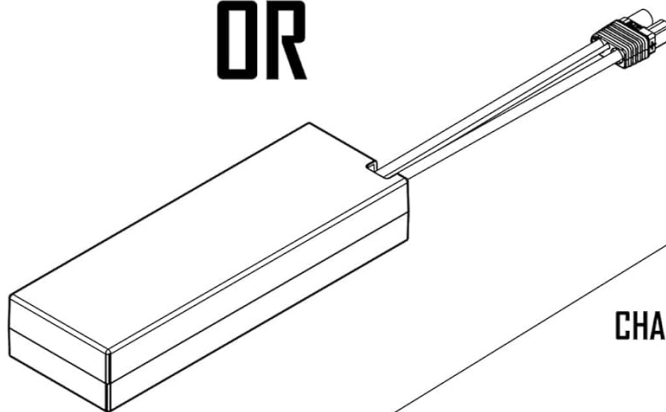
140mm x 50mm x 35mm / 5.51" x 1.97" x 1.38" inches

**1 X
2S 7.4v LiPo**



OR

**1 X
3S 11.1v LiPo**



CHARGER



Diagram illustrating the types of batteries (2S or 3S LiPo) and a charger required, which are not included with the truck.



Examples of compatible 2S and 3S LiPo battery packs for the ARRMA Fury.

To install the battery, open the bottom-loading battery tray and carefully insert the charged battery, ensuring the wires are routed correctly to avoid pinching. Secure the tray cover.



A close-up view of the bottom-loading battery tray, designed for easy battery installation.

2. Transmitter Setup

The Spektrum SLT2 2.4GHz Transmitter is included and comes with 4 AA batteries. Install these batteries into the transmitter before use. Ensure the transmitter and receiver are properly bound according to the separate instruction manual for the Spektrum SLT2 system.



The Spektrum SLT2 2.4GHz Transmitter, used to control the ARRMA Fury truck.

3. Initial Inspection

Before your first run, perform a quick inspection:

- Check all screws and fasteners for tightness.
- Ensure wheels are securely attached.
- Verify that the steering and throttle respond correctly to transmitter inputs.
- Inspect the suspension for free movement and proper damping.

OPERATING THE VEHICLE

Driving Basics

Familiarize yourself with the transmitter controls. The trigger controls forward and reverse throttle, while the steering wheel controls left and right turns. Start with slow, controlled movements to get a feel for the vehicle's handling before attempting high-speed maneuvers.



The ARRMA Fury 223S BLX Short Course Truck in motion, kicking up dirt from a front perspective.



Side view of the ARRMA Fury 223S BLX Short Course Truck in action, demonstrating its speed and agility.



Rear view of the ARRMA Fury 223S BLX Short Course Truck in action, showing its robust rear bumper and suspension.

Dynamic Stability Control (DSC)

The integrated Spektrum DSC system helps maintain vehicle stability, especially during high-speed cornering or on loose surfaces. This feature can be adjusted or disabled via the transmitter settings, allowing you to tailor the driving experience to your preference and skill level.

Throttle Limiting

For new drivers or when operating in confined spaces, utilize the throttle limiting feature on your Spektrum SLT2 transmitter. This reduces the maximum power output, making the truck easier to control and preventing accidental damage.



The ARRMA Fury 223S BLX Short Course Truck positioned on rocky terrain, highlighting its all-terrain capabilities.

MAINTENANCE

Regular maintenance is crucial for the longevity and performance of your ARRMA Fury 223S BLX. Follow these guidelines to keep your truck in top condition:

General Cleaning

- After each run, especially in dusty or muddy conditions, clean the vehicle thoroughly. Use a soft brush or compressed air to remove dirt and debris from the chassis, suspension, and drivetrain.
- Wipe down the body with a damp cloth. Avoid using harsh chemicals that could damage the paint or plastic.

Component Inspection

- **Drivetrain:** Regularly check the gears for wear and tear. Ensure the motor pinion and spur gear mesh is correct.
- **Suspension:** Inspect shock absorbers for leaks and ensure smooth operation. Check suspension arms and

linkages for damage or excessive play.

- **Electronics:** Keep the ESC, receiver, and motor free from dirt and moisture. Ensure all wire connections are secure.
- **Tires and Wheels:** Check tires for punctures or excessive wear. Ensure wheel nuts are tight.



A close-up view of the gearbox and motor cover, highlighting the heavy-duty transmission components.



The Spektrum SLT 45A 2-in-1 Waterproof ESC & Receiver unit, responsible for electronic speed control and signal reception.



An underside view of the ARRMA Fury chassis, showing the robust construction and component layout.

TROUBLESHOOTING

Problem	Possible Cause	Solution
---------	----------------	----------

Problem	Possible Cause	Solution
Vehicle does not respond to transmitter.	<ul style="list-style-type: none">• Low battery in vehicle or transmitter.• Transmitter and receiver not bound.• Power switch off.	<ul style="list-style-type: none">• Charge/replace batteries.• Perform binding procedure (refer to Spektrum SLT2 manual).• Ensure power switches are ON.
Reduced speed or power.	<ul style="list-style-type: none">• Battery low.• Motor/ESC overheating.• Gears binding or damaged.	<ul style="list-style-type: none">• Recharge battery.• Allow components to cool; check for obstructions to airflow.• Inspect gears for debris or damage; adjust mesh.
Steering issues (no response, erratic).	<ul style="list-style-type: none">• Servo arm loose or damaged.• Servo failure.• Trim settings incorrect.	<ul style="list-style-type: none">• Check and tighten servo arm screw.• Replace servo if damaged.• Adjust steering trim on transmitter.

SPECIFICATIONS





Feature	Detail
Product Dimensions	21.97 x 12.2 x 8.07 inches
Item Weight	6 pounds
ASIN	B0DN44STMC
Item Model Number	ARA3521T1
Manufacturer Recommended Age	14 years and up
Release Date	November 7, 2024
Manufacturer	Horizon Hobby

WARRANTY AND SUPPORT

For warranty information and technical support, please refer to the official ARRMA website or contact Horizon Hobby customer service. Keep your proof of purchase for any warranty claims.

Online Resources: www.rrma-rc.com

Related Documents

	<p>Arrma Vorteks 223S BLX DSC 2WD 1:10 RTR Truggy RC Car</p> <p>Discover the Arrma Vorteks 223S BLX DSC 2WD 1:10 RTR, a fast and durable RC Truggy with a 2WD drive system, powerful brushless motor, and advanced DSC stability control. Suitable for beginners and experienced drivers alike, it offers speeds up to 80 km/h and is ready to run.</p>
	<p>ARRMA BIG ROCK 223S BLX 1/10 Scale 4X4 Monster Truck RTR - High-Performance RC Vehicle</p> <p>Discover the ARRMA BIG ROCK 223S BLX, a 1/10 scale 4X4 brushless monster truck RTR. Experience thrilling speed up to 50+ mph, versatile 2S/3S power, and advanced features like Dynamic Stability Control. Perfect for bashers of all levels.</p>
	<p>ARRMA Granite 223S BLX 4x4 RTR: Get Started Guide</p> <p>This guide provides essential information for getting started with your ARRMA Granite 223S BLX 4x4 RTR RC car. Learn about what's included, safety precautions, and basic operation.</p>
	<p>ARRMA Mojave GROM EX: Quick Start Guide & Operation Manual</p> <p>Get started with the ARRMA Mojave GROM EX, a high-performance RC desert truck. This guide covers included components, basic operation, safety, and maintenance from ARRMA and Horizon Hobby.</p>



[\[pdf\]](#) User Manual Instructions

ARRMA 1 10 FURY 223S Short Course Truck RTR Manual Multilingual Arrma Fury BLX ARA3521T1 Buy at Modelflight ARA3521 MANUAL ML modelflight au media import on demandware static Sites horizon master default Manuals |||

SPEKTRUM SLT2 Transmitter aa www.arrma-rc.com Warnings NOTICE All instructions, warranties and oth ... arantie Enlvement de corps Components Komponenten Contenu de la bote ARRMA FURY 2wd 223S BLX DSC **ARA3521T1** ARA3521T2 ARA3521T3 Spektrum 2.4GHz Transmitter SPMRSLT270 Spektrum SLT DSC 2-in-1 45A...

lang:en score:38 filesize: 25.14 M page_count: 56 document date: 2024-07-26



[\[pdf\]](#) User Manual Catalog

docId E1F113C7EC0BB6EFF306B5E2AD36601B ARRmA RC COM ARA3521 MANUAL PT 20241107 040847 modelcar pt files catalog |||

SPEKTRUM SLT2 TRAkSmITTER AA WWW.ARRmA-RC.COM GUERRA AVISO Todas as instrues, garantias e outros d ... servolvimento do corpo 54 COMPOkEkTS KOmPOkEkTEk COKTEku DE LA BOTE ARRMA FURY 2wd 223S BLX DSC **ARA3521T1** ARA3521T2 ARA3521T3 Emissora Spektrum 2.4GHz SPMRSLT270 Controlo Eletrnico de Velocida...

lang:pt score:28 filesize: 9.49 M page_count: 67 document date: 2024-11-07



[\[pdf\]](#) User Manual Instructions

ARRMA 1 10 FURY 223S Short Course Truck RTR Manual Multilingual 25 MBArrma Fury BLX 2WD DSC niebieski ARA3521T1ZP5531 ARA3521 MANUAL MLrc4max pliki horizon dokumenty ZP5531 ML ||| SPEKTRUM SLT2 Transmitter aa www.arrma-rc.com Warnings NOTICE All instructions, warranties and oth ... arantie Enlvement de corps Components Komponenten Contenu de la bote ARRMA FURY 2wd 223S BLX DSC **ARA3521T1** ARA3521T2 ARA3521T3 Spektrum 2.4GHz Transmitter SPMRSLT270 Spektrum SLT DSC 2-in-1 45A...

lang:en score:28 filesize: 25.14 M page_count: 56 document date: 2024-07-26

