

Boult Mustang Torq (Airbass Earbuds)

GOBOULT Mustang Torq Wireless Earbuds User Manual

Model: Mustang Torq (Airbass Earbuds) | Brand: Boult (now GOBOULT)

INTRODUCTION

Thank you for choosing the GOBOULT Mustang Torq Wireless Earbuds. These earbuds combine iconic design with advanced audio technology, offering an exhilarating sound experience with features like 60 hours of playtime, Quad Mic ENC for clear calls, 45ms ultra-low latency for gaming, and comprehensive app support. This manual provides detailed instructions to help you get the most out of your device.

#1

Rated
Audio Brand
in India

B O U L T

is now

GOBOULT

New



New look, same trusted performance.

***LOGO AND PACKAGING** of the product may vary.
You may receive either. But don't worry.
The product stays the same.

Brand Update: Please note that Bolt is now GOBOULT. The product you receive may feature either logo on its packaging, but the product itself remains the same high quality.

WHAT'S IN THE BOX

Your GOBOULT Mustang Torq Wireless Earbuds package includes the following items:

- Mustang Torq Charging Case
- Mustang Silver Earbuds (Left and Right)
- Extra Pair of Eartips (various sizes for optimal fit)
- Type-C Fast Charging Cable
- User Manual (this document)
- Warranty Card
- Exclusive Mustang Collectibles (5 stickers, Mustang artwork, Founders note)

Every box comes with

5 stickers | Mustang artwork | Founders note



Package Contents: All items included in the GOBOULT Mustang Torg Earbuds retail box.

SETUP

Initial Charging

Before first use, fully charge your GOBOULT Mustang Torq Earbuds and their charging case. Connect the provided Type-C Fast Charging Cable to the charging port on the case and a compatible USB power source. The LED indicators on the case will show the charging status. A full charge takes approximately 100 minutes.

Pairing with Your Device (Blink & Pair)

1. Open the charging case. The earbuds will automatically enter pairing mode.
2. On your smartphone, tablet, or other Bluetooth-enabled device, go to the Bluetooth settings.
3. Search for available devices and select "GOBOULT Mustang Torq" (or similar name like "Airbass Earbuds") from the list.
4. Once selected, the earbuds will connect automatically. A voice prompt will confirm successful pairing.

Thanks to Bluetooth 5.4 with Blink & Pair technology, subsequent connections will be instant and stable.



OFFICIAL PARTNERSHIP
MUSTANG

Blink & Pair™
BT 5.4 

Fastest Pairing

SBC AAC
Codec Support 

Blink & Pair: Enjoy instant and stable connectivity with Bluetooth 5.4.

Amp App Connectivity

For enhanced control and customization, download the dedicated Amp App. The app allows you to:

- Customize EQ modes to tailor your audio experience.
- Adjust gesture controls for personalized interaction.
- Access Quick Cleanup for optimized performance.
- Rename your earbuds.
- Utilize widget support for your home screen.



Amp App Connectivity

Gaming Mode Activation
Seamless Combat



Multi-EQ Modes
Fine-tune your audio



Rename your earbuds

Personalize your audio



Custom Tap Controls for buds

Widget Support
for your home screen



Amp App Features: Customize your listening experience with the dedicated mobile application.

OPERATING INSTRUCTIONS

Touch Controls

The GOBOULT Mustang Torq Earbuds feature intuitive touch controls for various functions. Specific gestures can be customized via the Amp App.

- **Music Playback:** Tap to play/pause, double-tap for next track, triple-tap for previous track.
- **Call Management:** Tap to answer/end calls, long press to reject calls.
- **Volume Control:** Specific gestures for volume adjustment can be set in the Amp App.
- **Voice Assistant:** Long press to activate your device's AI Voice Assistant (Siri, Google Assistant, Amazon Alexa).

Gaming Mode (45ms Ultra-Low Latency)

Activate Gaming Mode for a competitive edge with ultra-low latency of 45ms, ensuring real-time audio synchronization for

gaming and seamless media playback. This mode can typically be activated via the Amp App or a specific touch gesture.

Combat™ Gaming



10 mins
charge =
120 mins
playtime



45 ms Low Latency



Combat Gaming: Experience audio with minimal delay for an immersive gaming experience.

Zen Quad Mic ENC (Environmental Noise Cancellation)

The earbuds are equipped with four precision microphones and Environmental Noise Cancellation (ENC) technology. This ensures ultra-clear calls by isolating your voice and reducing ambient noise, making your conversations crisp and clear in any environment.

IPX5



Water Ressistant



Clear Communication: Zen Quad Mic ENC ensures superior voice isolation for calls.

MAINTENANCE

Water Resistance (IPX5)

The GOBOULT Mustang Torq Earbuds are IPX5 water resistant, meaning they can withstand splashes of water from any direction. This makes them suitable for workouts and light rain. However, they are not designed for submersion in water. Avoid exposing them to strong jets of water or prolonged immersion.

Cleaning and Storage

- Regularly clean the earbuds and charging case with a soft, dry, lint-free cloth.
- Remove eartips and clean them separately with mild soap and water if necessary, ensuring they are completely dry before reattaching.
- Avoid using abrasive cleaners or solvents.
- Store the earbuds in their charging case when not in use to protect them and keep them charged.

- Keep the device away from extreme temperatures and direct sunlight.

TROUBLESHOOTING

If you encounter any issues with your GOBOULT Mustang Torq Earbuds, please refer to the following common solutions:

- **No Sound/Low Volume:** Ensure earbuds are charged, connected properly, and volume is turned up on both the earbuds and your connected device. Check for debris in the earbud nozzles.
- **Pairing Issues:** Make sure Bluetooth is enabled on your device. Place earbuds back in the case, close it, then open it again to re-enter pairing mode. Forget the device from your phone's Bluetooth list and try pairing again.
- **One Earbud Not Working:** Ensure both earbuds are charged. Try resetting the earbuds (refer to the Amp App or online support for specific reset instructions).
- **Call Quality Issues:** Ensure the microphones are not obstructed. The Zen Quad Mic ENC should provide clear calls, but strong background noise might still affect clarity.
- **Touch Controls Unresponsive:** Ensure your fingers are clean and dry. Try restarting the earbuds by placing them in the case and taking them out.
- **App Connectivity Issues:** Ensure the Amp App is updated to the latest version. Check your device's internet connection.

For further assistance, please contact GOBOULT customer support.

SPECIFICATIONS

Feature	Specification
Model Name	Airbass Earbuds
Connectivity Technology	Bluetooth 5.4, Wireless
Wireless Communication Technology	Bluetooth, Wi-Fi
Noise Control	Environmental Noise Cancellation (ENC)
Audio Driver Size	13 Millimetres
Audio Driver Type	Dynamic Driver
Frequency Response	20 Hz
Sensitivity	115 dB
Impedance	32 Ohm
Audio Latency	45 Milliseconds
Battery Life (Earbuds)	Up to 48 Hours (with case)
Carrying Case Battery Average Life	60 Hours (total playtime with case)
Charging Time	100 Minutes
Headphones Jack	Type-C Fast Charging Jack
Control Type	Call Control, Touch Control, Volume Control
Controller Type	Amazon Alexa, Google Assistant, Siri, Touch Controls

Feature	Specification
Water Resistance Level	IPX5 (Water Resistant)
Item Weight	61 Grams
Product Dimensions	56.3 x 29 x 50.4 cm
Compatible Devices	Cellphones, Desktops, Gaming Consoles, Laptops, Tablets
Material	Rubber
Country of Origin	India

WARRANTY & SUPPORT

Manufacturer's Warranty

Your GOBOULT Mustang Torq Wireless Earbuds come with a **1-Year Manufacturer's Warranty** from the date of purchase. This warranty covers manufacturing defects and ensures peace of mind regarding the quality and performance of your product.





Please retain your purchase receipt or proof of purchase for warranty claims.

Customer Support

For any technical assistance, warranty claims, or product-related inquiries, please visit the official Boulton (now GOBOULT) website or contact their customer support channels. Refer to the warranty card included in your package for specific contact details.

© 2025 GOBOULT. All rights reserved.
For more information, visit [Boulton Official Store on Amazon](#)

Related Documents - Mustang Torq (Airbass Earbuds)

	Boulton Mustang TWS Earbuds: User Guide and Specifications Comprehensive guide to Boulton Mustang TWS Bluetooth earbuds, covering features, specifications, usage instructions, pairing, connectivity, and maintenance.
	Boulton Y1 TWS Bluetooth Headset User Manual User manual for the Boulton Y1 TWS Bluetooth Headset, detailing product specifications, pairing instructions, touch controls, power management, and maintenance.
	Boulton Astra Neo TWS Bluetooth Earbuds - User Manual & Specifications Comprehensive user manual and specifications for the Boulton Astra Neo True Wireless Stereo Bluetooth Earbuds, detailing features, usage, pairing, and troubleshooting.
	Boulton Y1 Gaming TWS Bluetooth Headset: User Manual & Features Detailed guide for the Boulton Y1 Gaming TWS Bluetooth Headset, featuring 50 hours playtime, BoomX Bass Drivers, and IPX5 rating. Learn setup, controls, app integration, and troubleshooting.



[AirBass Earbuds User Manual: Features, Specs, and How-To Guide](#)

Comprehensive user manual for AirBass Earbuds TWS Bluetooth headset. Learn about product specifications, touch controls, pairing, LED functions, and maintenance.



[BOULT Mustang True Wireless Earbuds User Guide and Specifications](#)

Comprehensive guide to BOULT Mustang True Wireless Earbuds, covering features, setup, pairing, touch controls, app integration, and maintenance.