



Manuals.plus /

› SPORTNOW /

› SPORTNOW Foldable Compact Table Tennis Table (Model A90-351V00BU) - Instruction Manual

SPORTNOW A90-351V00BU

SPORTNOW Foldable Compact Table Tennis Table

Model: A90-351V00BU

1. INTRODUCTION

Thank you for choosing the SPORTNOW Foldable Compact Table Tennis Table. This manual provides essential information for the safe assembly, operation, and maintenance of your new table. Please read these instructions carefully before use and retain them for future reference.

2. SAFETY INSTRUCTIONS

- Ensure all parts are securely fastened before use.
- Keep children and pets away during assembly.
- Do not climb or sit on the table.
- Use the table on a flat, stable surface to prevent tipping.
- Engage wheel brakes when the table is in playing or storage position to prevent accidental movement.
- Exercise caution when folding and unfolding the table to avoid pinching fingers or hands.

3. PACKAGE CONTENTS

Verify that all components are present before beginning assembly:

- Table Tennis Table (2 halves)
- Net and Post Set
- 2 x Table Tennis Rackets
- 3 x Table Tennis Balls
- Assembly Manual



This image displays the product's shipping box, indicating the packaging for the table tennis set.

4. SETUP AND ASSEMBLY

The table comes partially pre-assembled. Follow these steps to set up your table for play:

1. **Unpacking:** Carefully remove all components from the packaging.
2. **Unfolding the Table Halves:** Place each table half on a flat surface. Extend the legs until they lock into place.
3. **Joining the Table Halves:** Bring the two table halves together, ensuring the playing surfaces are aligned.
4. **Attaching the Net:** Securely attach the net posts to the center of the table using the clamp mechanism. Ensure the net is taut and at the correct height.
5. **Adjusting Stability:** Use the adjustable rubber feet on the table legs to level the table and ensure maximum stability on various surfaces.
6. **Engaging Brakes:** Once the table is in the desired playing position, engage the brakes on all four wheels to prevent movement during play.




This image shows the SPORTNOW table tennis table fully assembled and ready for play in a well-lit indoor setting.

CONCEPTION PLIABLE

Compact à ranger et pratique à déplacer

Loquets de sécurité
Conserver l'état de pliage



This image highlights the safety latches that secure the table in its folded position, ensuring compact and safe storage.

ROULETTES À 360 DEGRÉS

Roulez en douceur jusqu'à
l'endroit où vous en avez besoin

Tous avec freins



This image details the four wheels, each equipped with a brake, allowing for easy movement and secure positioning of the table.

5. OPERATING INSTRUCTIONS

5.1 Playing Position

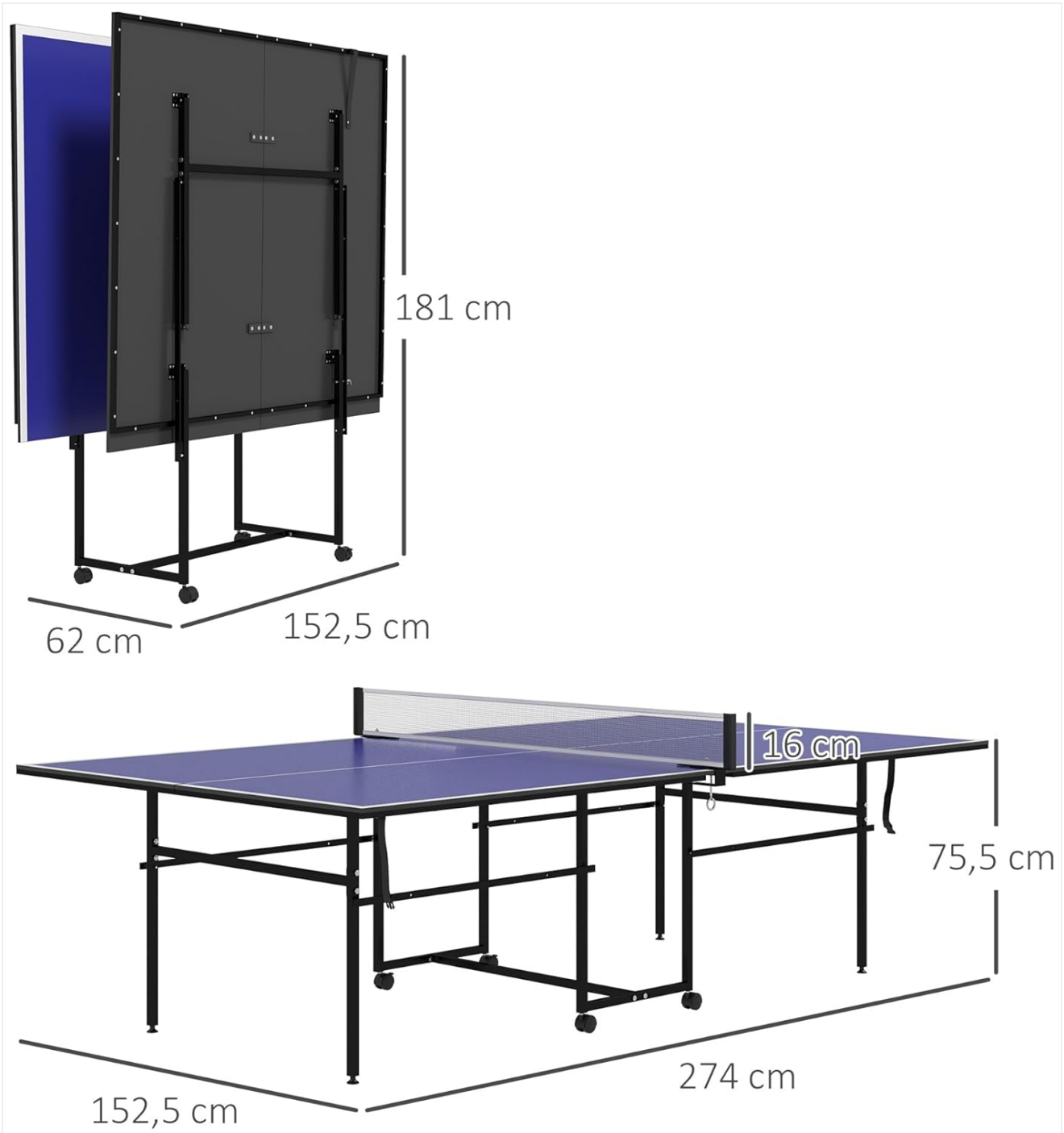
Once assembled, the table provides a standard playing surface measuring 274 cm (length) x 152.5 cm (width) x 75.5 cm (height). Ensure the net is properly installed and taut for optimal play.

5.2 Folding for Storage

To fold the table for compact storage:

1. Remove the net and post set.
2. Disengage the wheel brakes.
3. Carefully unlock the leg mechanisms on one half of the table and fold the legs inwards.
4. Repeat for the other half.
5. Bring the two folded halves together and secure them with the safety latches.


6. Engage the wheel brakes to keep the folded table stable.



This diagram provides the dimensions of the table when folded for storage: 152.5 cm length, 62 cm width, and 181 cm height.

6. MAINTENANCE


- **Cleaning:** Wipe the table surface with a damp cloth. Avoid abrasive cleaners that may damage the MDF finish.
- **Storage:** Store the table in a dry place, away from direct sunlight and extreme temperatures, to prolong its lifespan.
- **Inspection:** Periodically check all bolts and fasteners to ensure they are tight. Tighten if necessary.
- **Wheel Care:** Keep the wheels clean and free of debris to ensure smooth movement.



Pour une force de rebond
modérée et régulière



Fournir un soutien fiable



Ne vous inquiétez
pas des irrégularités du sol



This image shows the 12mm thick MDF tabletop for consistent bounce, the powder-coated steel frame for durability, and adjustable rubber feet for stability on uneven surfaces.

7. TROUBLESHOOTING

- **Table is wobbly:** Ensure the table is on a flat surface. Adjust the rubber feet on the legs to level the table. Check that all leg mechanisms are fully extended and locked.
- **Table does not fold smoothly:** Check for any obstructions in the folding mechanism. Ensure safety latches are disengaged before folding.
- **Net is loose:** Re-tighten the net posts' clamps. Ensure the net is properly stretched across the table.

8. SPECIFICATIONS

Brand	SPORTNOW
Model Number	A90-351V00BU
Color	Blue
Material	Engineered Wood (MDF), Alloy Steel
Product Dimensions (Unfolded)	274L x 152.5W x 75.5H cm
Product Dimensions (Folded)	152.5L x 62W x 181H cm
Item Weight	30 kg
Assembly Required	Yes
Number of Players	Up to 4
Recommended Use	Personal training, family entertainment, recreation



This diagram illustrates the standard playing dimensions of the table: 274 cm length, 152.5 cm width, and 75.5 cm height, suitable for

professional and amateur players.

9. WARRANTY AND SUPPORT

For warranty information or technical support, please refer to the documentation provided at the time of purchase or contact SPORTNOW customer service through your retailer. Keep your purchase receipt as proof of purchase.