



Manuals.plus /

› MoproBeti /

› MoproBeti Twin Size Kids Montessori Bed with Detachable Rails - Instruction Manual

MoproBeti twin kids bed

MoproBeti Twin Size Kids Montessori Bed with Detachable Rails - Instruction Manual

Model: twin kids bed

1. INTRODUCTION

This manual provides essential information for the assembly, safe use, and maintenance of your MoproBeti Twin Size Kids Montessori Bed. Please read these instructions carefully before assembly and retain them for future reference. This low-profile wood platform bed is designed for children, featuring a three-sided guardrail and detachable side rails to adapt to your child's growth and needs.

2. SAFETY INFORMATION

WARNING: Failure to follow these warnings and instructions could result in serious injury or death.

- Always follow the assembly instructions carefully to prevent instability or collapse.
- Keep fingers away from gaps during assembly to avoid pinch hazards.
- Do not exceed the maximum weight capacity of **250 lbs**.
- Ensure all connections are tight before use. Periodically check and re-tighten as necessary.
- Do not allow children to jump on the bed.
- The low-profile design is intended to promote independence and safety. Ensure the surrounding area is clear of hazards.
- The 2.8-inch gap in each fence is designed to prevent pinch hazards. Do not modify these gaps.

This product is CPC (Children's Product Certificate) certified to comply with CPSC and ASTM safety standards.



Image: Child-Safe Design with CPC Certification. This image displays a sleeping child in a bed, with a prominent 'CPC Certified' badge, indicating compliance with safety standards.

3. PACKAGE CONTENTS

Before beginning assembly, verify that all parts and hardware are present. The package should contain:

- Twin bed frame components (headboard, footboard, side rails, slats)
- All necessary assembly tools
- Installation Manual (this document)

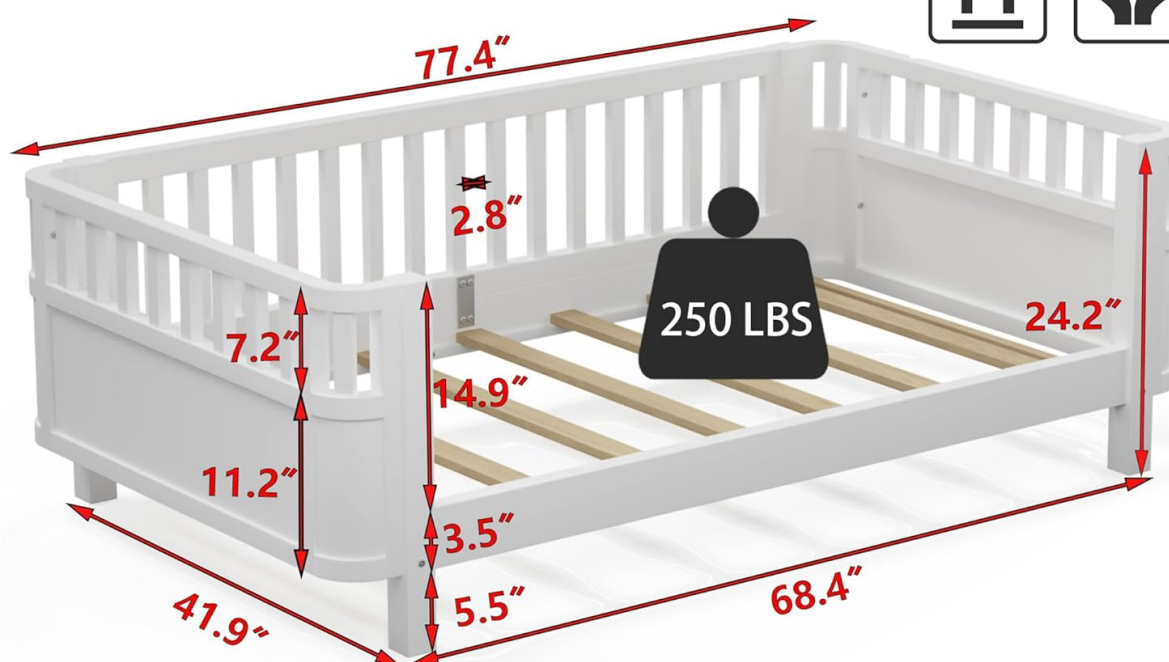
If any parts are missing or damaged, please contact customer support immediately.

4. SPECIFICATIONS

Feature	Detail
Size	Twin
Overall Product Dimensions	77.4"L x 41.9"W x 24.2"H
Material	Pine wood, Plywood, MDF
Color	White
Number of Bed Slats	9 pcs
Recommended Mattress Thickness	6-8 inches (Mattress not included)
Bed Weight Capacity	250 lbs
Ground to Item Distance	5.5 inches
Special Features	3-Sided Guardrail, Detachable Side Bed Rails, Low Profile
Assembly Required	Yes

Easy to assemble

Mattress not included



**TWIN
SIZE**

Overall Product Dimension: 77.4 " L * 41.9" W * 24.2" H
 Recommend Mattress Thickness: 6-8 inch
 Product Weight: N.W: 46.29 LBS G.W: 56.21 LBS

Image: MoproBeti Twin Bed Dimensions and Weight Capacity. This image illustrates the key dimensions of the bed frame (77.4"L x 41.9"W x 24.2"H) and highlights the 250 lbs weight capacity. It also shows the 5.5-inch ground clearance and 2.8-inch rail gap.

5. SETUP AND ASSEMBLY INSTRUCTIONS

Assembly of the MoproBeti Twin Size Kids Montessori Bed is required. A detailed installation manual with step-by-step instructions and a full set of hardware are included in your package. Please follow the provided manual carefully for smooth assembly.

General Assembly Steps:

1. **Unpack Components:** Carefully remove all parts from the packaging and lay them out on a clean, soft surface to prevent scratches. Verify all parts against the included parts list.
2. **Attach Headboard and Footboard:** Secure the side rails to the headboard and footboard using the provided hardware. Ensure all connections are firm.
3. **Install Slats:** Place the bed slats evenly across the frame and secure them according to the instructions. The 9 reinforced plywood slats provide mattress support.
4. **Attach Guardrails:** The bed features a three-sided guardrail. Attach the fixed guardrails as instructed. The right side rail is designed to be detachable for flexibility.
5. **Final Check:** Once assembled, ensure all screws and bolts are securely tightened. Do not overtighten.

For visual guidance, refer to the detailed diagrams in your included manual.

Provide a Safe Sleeper Space for Your Baby



Strong &
Durable



Compact



Manual
Included



Made of
Pine Wood



Manual
Included

Image: MoproBeti Bed Assembly Icons. This image displays icons representing key features: Strong & Durable, Compact, Manual Included, Made of Pine Wood, and Manual Included, indicating ease of assembly and material quality.

6. OPERATING INSTRUCTIONS (USAGE GUIDELINES)

The MoproBeti Twin Size Kids Montessori Bed is designed for safe and adaptable use for children.

Key Usage Features:

- **Low to Ground Design:** The 5.5-inch clearance from the floor allows children to easily get in and out of bed independently, fostering self-reliance.
- **Detachable Side Rails:** The right side rails can be removed when no longer needed, allowing the bed to transition as your child grows or to be used as a daybed.
- **Versatile Placement:** The side without rails can be placed against a wall for younger children, or the bed can be positioned next to a parent's bed for convenience.
- **Mattress Compatibility:** Use a twin-size mattress with a recommended thickness of 6-8 inches for optimal safety and comfort.

Kids Sleep Transition

Make the transition from co-sleeping to independent sleep




Image: Kids Sleep Transition Bed. This graphic illustrates the progression of a child's development from infancy to independent sleep, emphasizing how the bed supports this transition.



Low height & fence design can prevent children from falling off the bed.



Semi-closed design help children fall asleep as a mate bed




Image: Low Height and Semi-Closed Design Benefits. This image highlights the safety benefits of the bed's low height and fence design in preventing falls, and the semi-closed design for a mate bed setup.

7. MAINTENANCE

Proper care and maintenance will extend the life of your MoproBeti bed.

- **Cleaning:** Wipe surfaces with a soft, damp cloth. Avoid harsh chemicals or abrasive cleaners, which can damage the finish.
- **Regular Checks:** Periodically inspect all hardware (screws, bolts) to ensure they remain tight. Retighten as needed to maintain structural integrity.
- **Avoid Moisture:** Keep the bed in a dry environment. Prolonged exposure to moisture can cause damage to the wood.
- **Sunlight Exposure:** Avoid direct and prolonged exposure to sunlight, which can cause fading or discoloration of the finish.

Strong Wooden Construction

Sturdy & Noise free



Healthy



No Breaking



Sturdy



Image: Strong Wooden Construction. This image emphasizes the bed's sturdy and noise-free wooden construction, highlighting its healthy, non-breaking, and robust qualities with icons and a cross-section of wood.

8. TROUBLESHOOTING

If you encounter any issues with your MoproBeti bed, refer to the following common solutions:

- **Bed feels wobbly:** Check all assembly hardware. Ensure screws and bolts are fully tightened. If the issue persists, disassemble and reassemble carefully, ensuring all parts are correctly aligned.
- **Parts do not fit:** Double-check the assembly instructions to ensure you are using the correct parts for each step. Some parts may look similar but have subtle differences. Do not force parts together.
- **Missing hardware:** Refer to the parts list in your assembly manual. If hardware is missing, contact MoproBeti customer support for replacements.
- **Squeaking noises:** Tighten all bolts and screws. If the noise continues, apply a small amount of lubricant (e.g., paraffin wax) to the joints where wood meets wood or where metal hardware connects.

9. WARRANTY INFORMATION

Specific warranty details for your MoproBeti Twin Size Kids Montessori Bed are typically provided with your

purchase documentation. Please refer to the warranty card or information included in your product packaging for terms and conditions.

Extended protection plans (e.g., 2-Year or 3-Year Protection Plans) may be available for purchase separately. These plans offer additional coverage beyond the standard manufacturer's warranty.

For any warranty-related inquiries, please contact MoproBeti customer support with your purchase details.

10. CUSTOMER SUPPORT

MoproBeti is committed to providing excellent customer service. If you have any questions, concerns, or require assistance with your product, please do not hesitate to contact us.

How to Reach Us:

1. Go to your Amazon "Your Orders" page.
2. Find your purchase of the MoproBeti Twin Size Kids Montessori Bed.
3. Click on the "Contact Seller" option.

We aim to respond to all inquiries within 24 hours, including weekends.



Image: MoproBeti Customer Care Contact Information. This image shows a customer service representative with a headset, alongside text detailing how to contact MoproBeti via Amazon's "Contact Seller" option and promising a response within 24 hours.