

manuals.plus /

- › [Baseus](#) /
- › [Baseus Eli Sport 1 Open Ear Headphones User Manual](#)

Baseus Baseus Eli Sport 1

Baseus Eli Sport 1 Open Ear Headphones User Manual

Model: Baseus Eli Sport 1 | Brand: Baseus

INTRODUCTION

Thank you for choosing the Baseus Eli Sport 1 Open Ear Headphones. This manual provides essential information for setting up, operating, and maintaining your new headphones to ensure optimal performance and longevity. Please read it carefully before use.

The Baseus Eli Sport 1 headphones are designed for comfort and situational awareness, making them ideal for sports, entertainment, and fitness activities. They feature an open-ear design that mitigates wearing discomfort and protects your hearing, allowing you to stay connected to your surroundings while enjoying high-quality audio.



Image: The Baseus Eli Sport 1 Open Ear Headphones in white and green, shown with their compact charging case and detachable neckband.

WHAT'S INCLUDED

Your Baseus Eli Sport 1 package includes the following items:

- Baseus Eli Sport 1 Open Ear Headphones
- Charging Case
- Detachable Neckband
- USB-C Charging Cable

- User Manual (this document)

SETUP GUIDE

1. Initial Preparation

Before first use, it is crucial to remove all insulation stickers from the charging contacts on the earbuds. Failure to do so will prevent the earbuds from charging and pairing correctly.

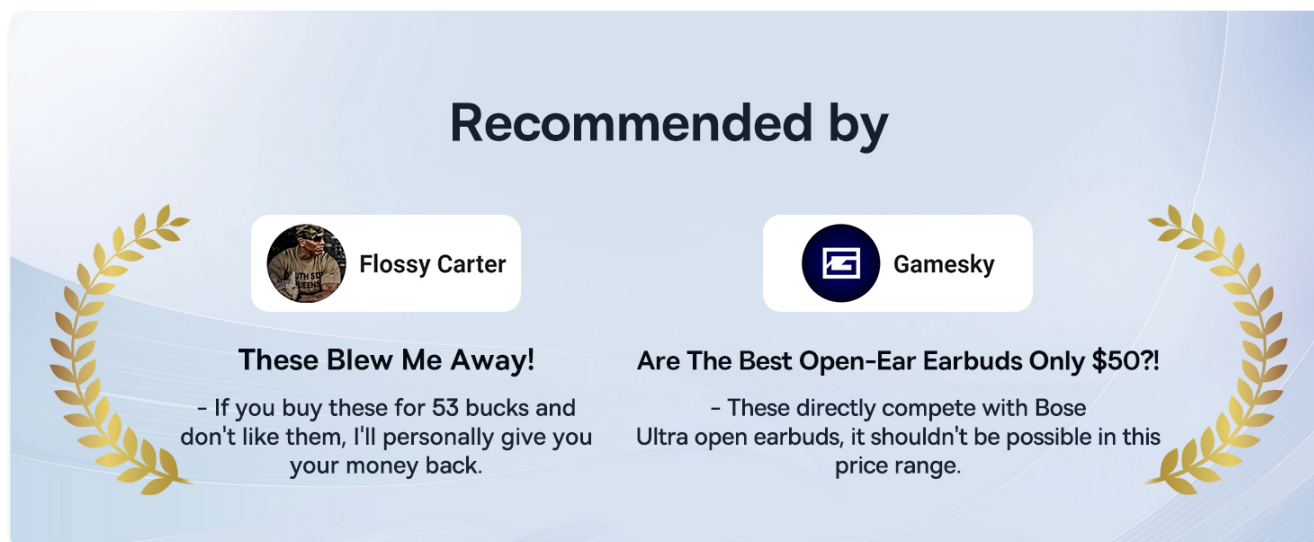


Image: Step-by-step illustration for removing the protective insulation stickers from the earbud charging contacts.

2. Charging the Headphones

Place the earbuds into the charging case. Connect the provided USB-C charging cable to the charging port on the case and plug the other end into a compatible USB power source. The indicator lights on the case will show the charging status. A full charge provides up to 7.5 hours of playtime, with the charging case extending total listening time to 30 hours.



Image: The Baseus Eli Sport 1 earbuds nestled in their charging case, illustrating the extended battery life.

3. Pairing with Your Device

1. Ensure the earbuds are charged and removed from the charging case. They will automatically enter pairing

mode.

2. On your device (smartphone, tablet, laptop), enable Bluetooth.
3. Search for "Baseus Eli Sport 1" in the list of available Bluetooth devices and select it to connect.
4. Once connected, you will hear an audible confirmation, and the earbuds will be ready for use.

The headphones support multi-point connection, allowing easy switching between two paired devices.

WEARING GUIDE

The Baseus Eli Sport 1 headphones are designed for a stable and comfortable fit, especially during active use. Follow these steps for optimal wearing:

1. **Prepare your earbuds:** Hold each earbud with the ear hook facing upwards.
2. **Align the ear hook:** Position the end of the ear hook with the top of your ear.
3. **Rotate and secure:** Gently rotate the earbud clockwise until the ear hook is firmly seated behind your ear.
4. **Adjust for comfort:** Adjust the angle of the earbud to ensure it fits snugly outside your ear canal, providing the best audio transmission and comfort.



Image: Visual guide demonstrating the four steps to correctly wear the Baseus Eli Sport 1 Open Ear Headphones.
For intense exercise, you can attach the included detachable neckband for added stability.

No More Fall-Off

Detachable neckband design for more stable wearing during intense exercise




Image: A person running, showcasing the secure fit of the Baseus Eli Sport 1 headphones with the detachable neckband attached.

OPERATING INSTRUCTIONS

Touch Controls

The Baseus Eli Sport 1 headphones feature intuitive touch controls on each earbud. The default functions are as follows:

Action	Control
Play & Pause	Double-tap L or R
Previous Track	Triple-tap L
Next Track	Triple-tap R
Decline Call	Long-press L or R for 1.5s
Volume +	Long-press R to gradually increase volume
Volume -	Long-press L to gradually decrease volume
Answer/Hangup Call	Double-tap L or R

Note: Custom gestures can be configured via the Baseus App.

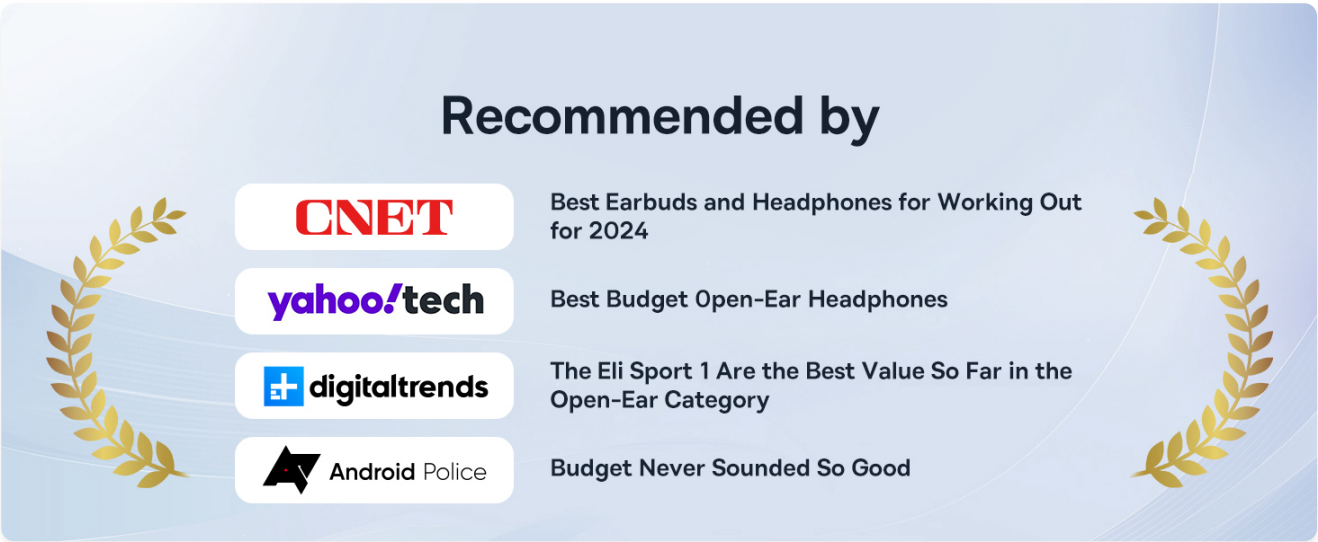


Image: An overview of the touch-sensitive areas on the earbuds and their corresponding default functions.

Baseus App Customization

Unlock the full potential of your Eli Sport 1 headphones by downloading the official Baseus App. The app allows you to:

- Customize button controls for personalized actions.
- Adjust audio equalization (EQ) modes to suit your listening preferences.
- Locate your earbuds if they are misplaced.

Easy Tap Control

Control everything with a tap of your finger so you can leave your phone where it is.

▶ Play & Pause Double-tap L or R	◀ Previous track Triple-tap L	▶ Next track Triple-tap R
🔊 Decline Long-press L or R for 1.5s	🔊 Volume + Long-press R to gradually increase volume	🔊 Volume - Long-press L to gradually decrease volume
📞 Answer/Hangup Double-tap L or R	*Note: Custom gestures in Baseus App.	



Image: Screenshots from the Baseus mobile application, demonstrating options for custom button controls, EQ settings, and earbud location tracking.

KEY FEATURES

- **Open-Ear Air Conduction & IPX4 Waterproof:** The non-in-ear design ensures comfort and hearing protection, while allowing you to stay aware of your surroundings. IPX4 water resistance makes them suitable for workouts and light rain.

Open-Ear Design

Non-in-ear design mitigates wearing discomforts and protects your hearing for painless listening



Image: A close-up view of the earbud demonstrating its open-ear design, which sits outside the ear canal.

Sweat Hard Worry Less



IPX4
Waterproof

Image: A person engaged in physical activity, highlighting the IPX4 waterproof feature of the headphones, suitable for sweat and light rain.

- **Superb Sound Quality & Powerful Bass:** Equipped with 16.2mm large drivers and Baseus Bass Enhancement Algorithm for rich audio, intense bass, crisp highs, and in-depth mids.

Superb Sound Quality

For the detail-rich punchy audio with the 16.2mm oversized driver and bass enhancement algorithm

16.2mm



Image: An exploded view diagram illustrating the 16.2mm large audio driver within the earbud, emphasizing its size and contribution to sound quality.

- **Directional Acoustics Technology:** Features a 20° angled outlet designed to fit snugly outside your ear canal, minimizing sound leaks and protecting your privacy.

Directional Acoustics Technology

Directional air conduction eliminates sound leaks to protect your privacy perfectly



Image: A diagram illustrating the directional acoustics technology, showing how the 20-degree angled outlet directs sound into the ear canal while minimizing leakage.

- **Stable Fit & Ultra-Light Weight:** Ergonomically designed ear hooks with titanium memory wire adapt to different ear shapes, providing a comfortable and weightless wearing experience.




			
	Air Conduction	Bone Conduction	Traditional TWS
Type	Open Ear	Open Ear	Open Ear
Sound Quality	Clear and Natural	Noise Disruption	Normal
Charging Case	✓	✗	✓
Situational Awareness	✓	✓	✗
Wearing Comfort	Pressure Free	Bone Pain	Bone Pain
Wearing Method	Wireless/Neckband	Neckband	Wireless

Image: Detailed view of the ear hook design, highlighting the baby skin silicone, titanium memory wire for adaptability, and balanced weight distribution for a stable fit.

- **AI Enhanced Clear Calls:** Four ENC (Environmental Noise Cancellation) microphones and AI noise cancellation technology separate your voice from background noise, ensuring ultra-clear call quality.

Be Heard Clearly

The 4 ENC mics and the AI algorithm separate voices from other noises to achieve an ultra-clear call quality



Image: An X-ray view of the earbud's internal components, specifically highlighting the four ENC microphones and their role in enhancing call clarity.

Official Product Video

Your browser does not support the video tag.

Video: An official product video from Baseus showcasing the Eli Sport 1 Open Ear Headphones, highlighting their design, comfort, and key features.

MAINTENANCE AND CARE

To ensure the longevity and optimal performance of your Baseus Eli Sport 1 headphones, follow these maintenance guidelines:

- **Cleaning:** Gently wipe the earbuds and charging case with a soft, dry, lint-free cloth. Avoid using abrasive materials, solvents, or chemical cleaners.
- **Water Resistance:** The headphones are IPX4 waterproof, meaning they are resistant to splashing water from any direction. Do not submerge them in water or expose them to strong jets of water. Dry them thoroughly if they get wet.
- **Storage:** When not in use, store the headphones in their charging case to protect them from dust and damage. Store in a cool, dry place away from extreme temperatures.
- **Charging:** Use only the provided USB-C cable or a certified equivalent for charging. Avoid overcharging or completely draining the battery frequently.

TROUBLESHOOTING

If you encounter any issues with your Baseus Eli Sport 1 headphones, please refer to the following common troubleshooting steps:

- **Headphones not pairing/connecting:**
 - Ensure insulation stickers have been removed from the earbuds.
 - Make sure the earbuds are charged.
 - Turn off and on Bluetooth on your device.
 - Place earbuds back in the case, close the lid, wait a few seconds, then open and try pairing again.
 - If issues persist, try resetting the earbuds (refer to the Quick Start Guide for specific reset instructions, if available).
- **No sound or low volume:**
 - Check the volume level on both your device and the headphones.
 - Ensure the headphones are properly connected to your device.
 - Clean any debris from the speaker outlets.
- **Charging issues:**
 - Verify the USB-C cable is securely connected to both the case and the power source.
 - Try a different USB-C cable and/or power adapter.
 - Ensure the charging contacts on the earbuds and inside the case are clean and free of obstruction.

SPECIFICATIONS

Feature	Detail
Model Name	Baseus Eli Sport 1


Feature	Detail
Connectivity Technology	Wireless, Bluetooth 5.3
Bluetooth Version	5.3
Audio Driver Size	16.2 Millimeters
Audio Driver Type	Dynamic Driver
Frequency Range	20 Hz - 20,000 Hz
Battery Life (Single Charge)	7.5 Hours
Total Battery Life (with Charging Case)	30 Hours
Water Resistance Level	IPX4 Waterproof
Control Type	Touch Control, App Control
Ear Placement	Open Ear
Earpiece Shape	Ear Hook
Item Weight	9.6 ounces
Manufacturer	Baseus
UPC	850068772780






WARRANTY AND SUPPORT

For warranty information and customer support, please refer to the warranty card included in your product packaging or visit the official Baseus website. Keep your proof of purchase for any warranty claims. If you require further assistance, please contact Baseus customer service through their official channels.


© 2024 Baseus. All rights reserved.

Related Documents - Baseus Eli Sport 1

	<p>Baseus Eli Sport 1 Open-Ear TWS Earbuds User Manual</p> <p>Official user manual for the Baseus Eli Sport 1 Open-Ear TWS Earbuds (Model PM20A). Find instructions on pairing, Bluetooth connection, shortcut operations, app usage, wear instructions, power indicators, specifications, and important warnings.</p>
---	--

	<p>Baseus Eli Sport 1 Open-Ear TWS Earbuds User Manual</p> <p>Comprehensive user manual for the Baseus Eli Sport 1 Open-Ear TWS Earbuds, covering pairing, usage instructions, app features, and specifications.</p>
	<p>Baseus Eli Sport 1 Open-Ear TWS Earbuds User Manual</p> <p>Comprehensive user manual for Baseus Eli Sport 1 Open-Ear TWS Earbuds, covering setup, operation, features, specifications, and safety warnings.</p>
	<p>Baseus Eli Sport 1 Quick Start Guide - Wireless Earbuds</p> <p>Concise guide to setting up and using Baseus Eli Sport 1 Open-Ear TWS Wireless Earbuds, covering pairing, controls, charging, and features.</p>
	<p>Baseus Eli 10i Fit Open-Ear TWS Earbuds: Quick Start Guide & Specifications</p> <p>Get started with your Baseus Eli 10i Fit Open-Ear TWS Earbuds. This guide provides setup, pairing, controls, specifications, and support information for model PB5748Z.</p>
	<p>Baseus Bass BC1 Quick Start Guide</p> <p>A quick start guide for the Baseus Bass BC1 Open-Ear TWS Earbuds, covering setup, operation, and specifications.</p>

Documents - Baseus – Baseus Eli Sport 1




[pdf]

Słuchawki Sportowe TWS Baseus Eli Sport 1 Media Expert Obsługa dotykowa słuchawek Odtwarzanie Pauza Naciśnij dwukrotnie lewą lub prawą słuchawkę L R Poprzedni utwór trzykrotnie słuchawkę 15449457 mediaexpert pl products files 65 6521746 |||

Słuchawki Sportowe TWS **Baseus Eli Sport 1** Instrukcja obsługi Parowanie

1.Włczenie słuchawek Po otwarciu etui ładującego wskanik na słuchawce wlczy si i automatycznie przelczy w tryb parowania. 2.Polczenie Bluetooth Wlcz funkcj Bluetooth w telefonie, aby sparowa go ze słuchawkami „**Baseus Eli Sport 1** ...


lang:pl score:38 filesize: 683.82 K page_count: 6 document date: 2024-04-26



Instrukcja obsługi Słuchawki Sportowe TWS Baseus Eli Sport 1 | Baseus

Kompletna instrukcja obsługi dla słuchawek sportowych Baseus Eli Sport 1 TWS. Dowiedz się, jak parować, używać funkcji dotykowych, pobierać aplikację i dbać o swoje słuchawki.


lang:pl score:36 filesize: 667.94 K page_count: 6 document date: 2024-04-26



Baseus Słuchawki Eli Black

Słuchawki Baseus Eli Black to doskonały sposób na w pełni zanurzenie się w ulubione utwory muzyczne. Dzięki technologii przewodowej i douszalnemu designowi zapewniają wygodę i doskonałą jakość dźwięku. Redukcja szumów dodatkowo podnosi komfort słuchania, a elegancki czarny kolor nadaje im stylowego wyglądu. Model Baseus Eli Sport 1 gwarantuje doskonałą jakość. Słuchawki są uniseksowe, a ich jednostkowe opakowanie zawiera wszystko, co potrzebne do pełnego doświadczenia dźwięku. Bezprzewodowe ładowanie umożliwia korzystanie z nich bez zbędnych kabli. Wyprodukowane przez renomowaną markę Baseus, słuchawki Eli Black to idealne rozwiązanie dla wszystkich miłośników muzyki. Ich kompaktowy rozmiar i wyjątkowe właściwości sprawiają, że są niezastąpionym towarzyszem w podróży czy codziennych aktywnościach.

lang:pl score:32 filesize: 101.39 K page_count: 2 document date: 2025-01-27



[pdf]

Słuchawki Sportowe TWS Baseus Eli Sport1mediaexpert pl products files 65 6521734 15449456 1 |||

Słuchawki Sportowe TWS **Baseus Eli Sport 1** Instrukcja obsługi Parowanie

1.Włczenie sluchawek Po otwarciu etui ladujcego wskanik na sluchawce wlczy si i automatycznie przelczy w tryb parowania. 2.Polczenie Bluetooth Wlcz funkcj Bluetooth w telefonie, aby sparowa go ze sluchawkami „**Baseus Eli Sport 1** ...

lang:pl score:29 filesize: 683.83 K page_count: 6 document date: 2024-04-26