



[Manuals.plus](#) /

> [boAt](#) /

> boAt Nirvana Ion ANC Pro TWS Earbuds User Manual

boAt Nirvana Ion ANC Pro

boAt Nirvana Ion ANC Pro TWS Earbuds

User Manual

INTRODUCTION

Welcome to the user manual for your boAt Nirvana Ion ANC Pro True Wireless Stereo (TWS) Earbuds. These earbuds are designed to provide a high-quality audio experience with advanced features such as Hi-Res Audio with LDAC, Active Noise Cancellation, and extended battery life. Please read this manual carefully to ensure proper use and optimal performance of your device.



Image: boAt Nirvana Ion ANC Pro TWS Earbuds and charging case.

WHAT'S IN THE BOX

- 1 x TWS Earbuds
- 1 x Charging Case
- 1 x Warranty Card
- 1 x User Manual
- 1 x Charging Cable (Type-C)

SETUP

1. Initial Charging

Before first use, fully charge the earbuds and the charging case. Connect the provided Type-C charging cable to the charging port on the case and a power source. The indicator light on the case will show charging status.

2. Pairing with Your Device

1. Open the lid of the charging case. The earbuds will automatically enter pairing mode.
2. On your smartphone or other Bluetooth-enabled device, go to Bluetooth settings.
3. Search for "Nirvana Ion ANC Pro" in the list of available devices.
4. Select it to connect. Once connected, you will hear an audio prompt.

The earbuds support Bluetooth v5.3 for stable and efficient wireless connectivity.

3. boAt Hearables App Installation

Enhance your experience by installing the boAt Hearables App. This app allows for customization of EQ settings, firmware updates, and other advanced controls.



Scan this QR code to download the boAt Hearables App. Alternatively, visit lead.me/bdAX6k.



Image: boAt Hearables App interface for sound customization and ANC control.

OPERATING INSTRUCTIONS

1. Touch Controls

The earbuds feature intuitive touch controls for various functions. Specific gestures may vary; refer to the app for customization options.

- **Play/Pause:** Single tap on either earbud.
- **Next Track:** Double tap on the right earbud.
- **Previous Track:** Double tap on the left earbud.
- **Answer/End Call:** Single tap on either earbud.
- **Reject Call:** Long press on either earbud.
- **Activate Voice Assistant:** Triple tap on either earbud.
- **Switch ANC Modes:** Long press on either earbud (customizable via app).

2. Active Noise Cancellation (ANC) Modes

The Nirvana Ion ANC Pro offers up to 32dB Active Noise Cancellation to reduce ambient noise. You can switch between different modes:

- **ANC Mode:** Reduces external noise for an immersive listening experience.
- **Transparency Mode:** Allows you to hear your surroundings while listening to audio, enhancing situational awareness.
- **Normal Mode:** Standard audio playback without noise cancellation or transparency.




Image: Demonstrating 32dB Active Noise Cancellation.

3. Dual EQ Modes with Crystal Bionic Sound

Experience high-fidelity audio with 10mm drivers and choose between two distinct sound profiles:

- **Crystal Bionic Sound:** Powered by HiFi, this mode delivers enhanced clarity and detail.
- **boAt Signature Sound:** Provides a balanced and dynamic audio experience, characteristic of boAt products.

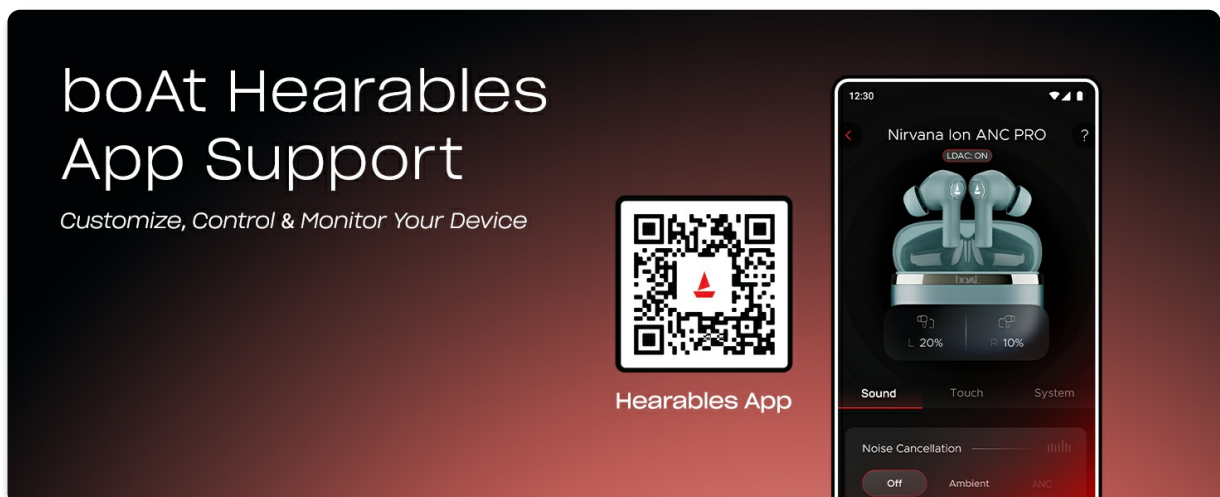


Image: Visual representation of Dual EQ Modes.

4. BEAST™ Mode (Low Latency for Gaming)

Activate BEAST™ Mode for an ultra-low latency experience, ideal for gaming. This mode reduces audio delay to approximately 60ms, ensuring synchronized sound with on-screen action.

Dual EQ Modes

Crystal Bionic Sound

boAt Signature Sound



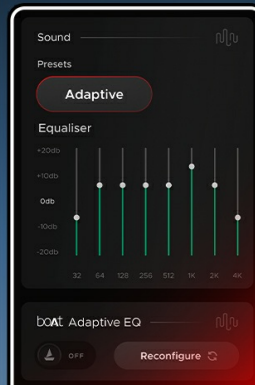
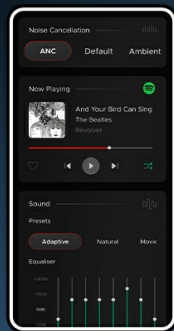
Image: BEAST™ Mode for low latency gaming.

5. Multipoint Connectivity

Connect your earbuds to two devices simultaneously and seamlessly switch between them. For example, you can listen to music on your laptop and instantly answer a call on your phone without re-pairing.

boAt Adaptive EQ

Powered by *minli*



✓ Custom-Tuned Experience

Image: Multipoint Connectivity feature.

6. Crystal Clear Calling with ENx™ Technology

The earbuds are equipped with 4 microphones and ENx™ Technology to ensure your voice is transmitted clearly during calls, even in noisy environments.


120 Hours

Of Nirvana

10mins = 4Hrs

✓ ASAP™ Charge

120



7. Charging and Battery Life

The earbuds offer an impressive total playback time of up to 120 hours with the charging case. The ASAP™ Charge feature provides 4 hours of playback from just 10 minutes of charging.



Image: 120 Hours Playback and ASAP™ Charge.

MAINTENANCE

- **Cleaning:** Use a soft, dry cloth to clean the earbuds and charging case. Do not use harsh chemicals or abrasive materials.
- **Storage:** Store the earbuds in their charging case when not in use to protect them and keep them charged.
- **Water Resistance:** The earbuds are not water resistant. Avoid exposure to water, sweat, or moisture.
- **Charging Port:** Keep the Type-C charging port free from dust and debris.

TROUBLESHOOTING

Problem	Solution
Earbuds not pairing	Ensure earbuds are charged. Turn off and on Bluetooth on your device. Place earbuds back in case, close, then reopen to re-enter pairing mode.
Only one earbud working	Place both earbuds back in the case, close the lid, then open again. Check battery levels for both earbuds. Try resetting the earbuds (refer to app or support for specific reset instructions).
Low volume or poor sound quality	Adjust volume on your device and through touch controls. Ensure earbuds are clean and properly seated in your ears. Check EQ settings in the boAt Hearables App.
Charging issues	Ensure the charging cable is securely connected. Try a different charging cable or power adapter. Clean the charging port on the case.

Problem	Solution
ANC not effective	Ensure earbuds are properly sealed in your ear canal. Switch between ANC modes using touch controls or the app.

SPECIFICATIONS

Feature	Detail
Model Name	Nirvana Ion ANC Pro
Brand	boAt
Ear Placement	In Ear
Bluetooth Version	5.3
Bluetooth Range	15 Metres
Noise Control	Active Noise Cancellation (up to 32dB)
Audio Driver Size	10 Millimetres
Audio Codec	LDAC (Hi-Res Audio)
Battery Life (Total)	Up to 120 Hours
Fast Charge	ASAP™ Charge (10 mins = 4 Hrs playback)
Control Method	Touch, Voice Control
Microphones	4 (with ENx™ Technology)
Water Resistance Level	Not Water Resistant
Compatible Devices	Smartphones, Tablets, Laptops, Desktops
Weight	45 Grams (approx.)

WARRANTY & SUPPORT

Your boAt Nirvana Ion ANC Pro TWS Earbuds come with a **1 Year Warranty** from the date of purchase. For product-related queries, technical support, or warranty claims, please contact boAt customer support:

- **Contact Support:** +91 (022) 69181920
- **Email:** info@imaginemarketingindia.com
- **Manufacturer:** Imagine Marketing Ltd.
- **Manufacturer Address:** Unit no. 204 & 205, 2nd floor, D-wing & E-wing, Corporate Avenue, Andheri Ghatkopar Link Road, Mumbai, Maharashtra-400093, India.

Please retain your purchase receipt for warranty validation.

