

[Manuals.plus](#) /

› [Shimbol](#) /

› Shimbol CP5 Wireless Video Transmission System User Manual

Shimbol CP5

Shimbol CP5 Wireless Video Transmission System User Manual

Model: CP5

INTRODUCTION

The Shimbol CP5 is a 1080p Full HD 5-inch touch screen monitor designed for vlogging and professional video recording. It functions as a rear camera selfie monitor, offering constant outdoor brightness, wireless video transmission up to 50 meters, and a 3.5-hour endurance. This manual provides detailed instructions for setting up, operating, and maintaining your CP5 system.



Image: Front view of the Shimbol CP5 monitor, showcasing its sleek design and large display.

WHAT'S IN THE BOX

Upon unboxing your Shimbol CP5, please verify that all the following items are included:

- Shimbol CP5 x 1
- Product Manual x 1
- Type-C Cable x 1
- TF Card x 1



Accessories

CP5 x 1	
Data cable x 1	Color Box x 1
User Manual x 1	T-flash card x 1
After-sales service card x 1	
Bluetooth remote control x 1	

Image: All components included in the Shimbol CP5 package, laid out clearly.

KEY FEATURES

1080P Full HD Touch Screen

The CP5 features a 5-inch Full HD display with 1080P resolution, allowing for effortless creation of professional-quality videos and photos when filming through your phone's rear camera. The live preview and intuitive touchscreen enhance your storytelling capabilities.

1080P Touch Screen

With the CP5's 1080P resolution and 5" Full HD display at your fingertips, you can effortlessly create professional-quality videos and photos while filming through your phone's rear camera. The live preview feature and user-friendly touchscreen allow you to enhance your storytelling effortlessly, empowering you to create stunning videos and photos that truly stand out.




Image: Visual comparison demonstrating the clarity of 1080P resolution on the 5-inch display versus 480P.

High Brightness for Outdoor Use

Equipped with 500 nits brightness, the CP5 is designed to perform optimally outdoors, maintaining clear visibility even in direct sunlight. This ensures real-time footage preview and intuitive touch screen operation are always accessible.



**FHD Touch Screen
High Brightness**

The real-time footage preview and intuitive touch screen make it easy to elevate your storytelling and share vibrant moments with ease.

The CP5 is built to withstand the outdoors, with 500nits brightness, and it will remain the same even in the heat of direct sunlight.

Image: A hand interacting with the bright FHD touch screen, illustrating its outdoor visibility.

Long Transmission Distance

Utilizing Wi-Fi technology, the CP5 supports wireless video transmission up to 50 meters. This feature, combined with ultra-low latency of 0.04s, provides outstanding performance for various shooting environments, especially those requiring long-distance wireless video transmission.

Long Transmission Distance Up to 50 Meters

Using WiFi technology, the CP5 is capable of up to 50 meters of wireless video.

Ultra-low latency of 0.04s enables CP5 boasting outstanding performance in a variety of shooting environments, especially those that require long distance wireless video transmission.

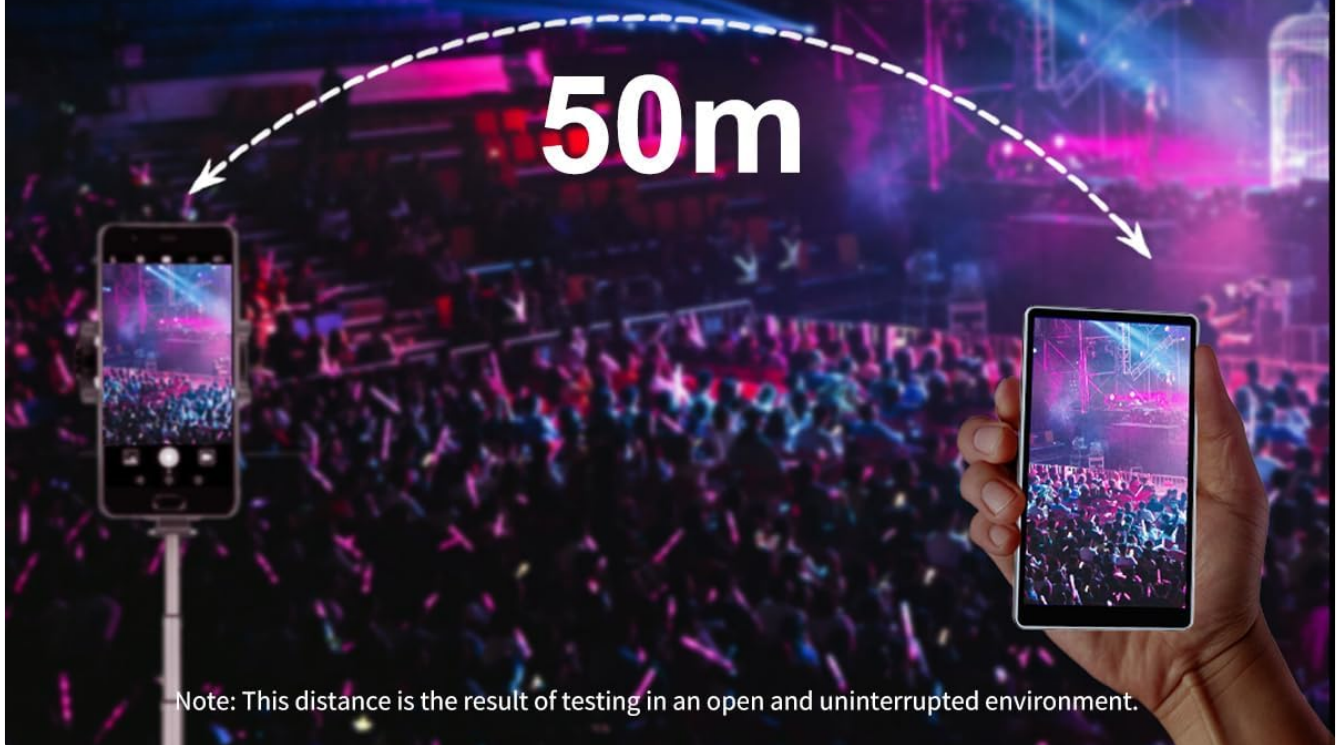


Image: Diagram illustrating the 50-meter wireless transmission range between the CP5 and a smartphone in a large venue setting.

Built-in Bluetooth Remote Control

The CP5 integrates Bluetooth control, allowing you to remotely capture photos or videos with a simple button press. This offers quick and convenient operation of your connected phone.



Image: Depiction of the CP5's built-in Bluetooth remote control functionality, showing a user operating their phone's camera remotely.

Automatic Horizontal and Vertical Switching

The CP5 intelligently recognizes horizontal and vertical shooting orientations and automatically adjusts the aspect ratio, providing seamless transitions for your content creation.



Automatic Switching Between Horizontal and Vertical Shooting

The CP5 can recognize horizontal and vertical shooting and automatically switches between the different aspect ratios



Image: Examples of the CP5 automatically switching between vertical and horizontal shooting modes.

Built-in Rechargeable Battery

Equipped with a 2000mAh high-capacity rechargeable battery, the CP5 offers up to 3.5 hours of continuous usage, ensuring your creativity is not limited by power constraints.

Built-in Rechargeable Battery

Equipped with a 2000mAh high-capacity rechargeable battery, the CP5 offers up to 3.5 hours of usage, ensuring that your creativity isn't constrained by time.

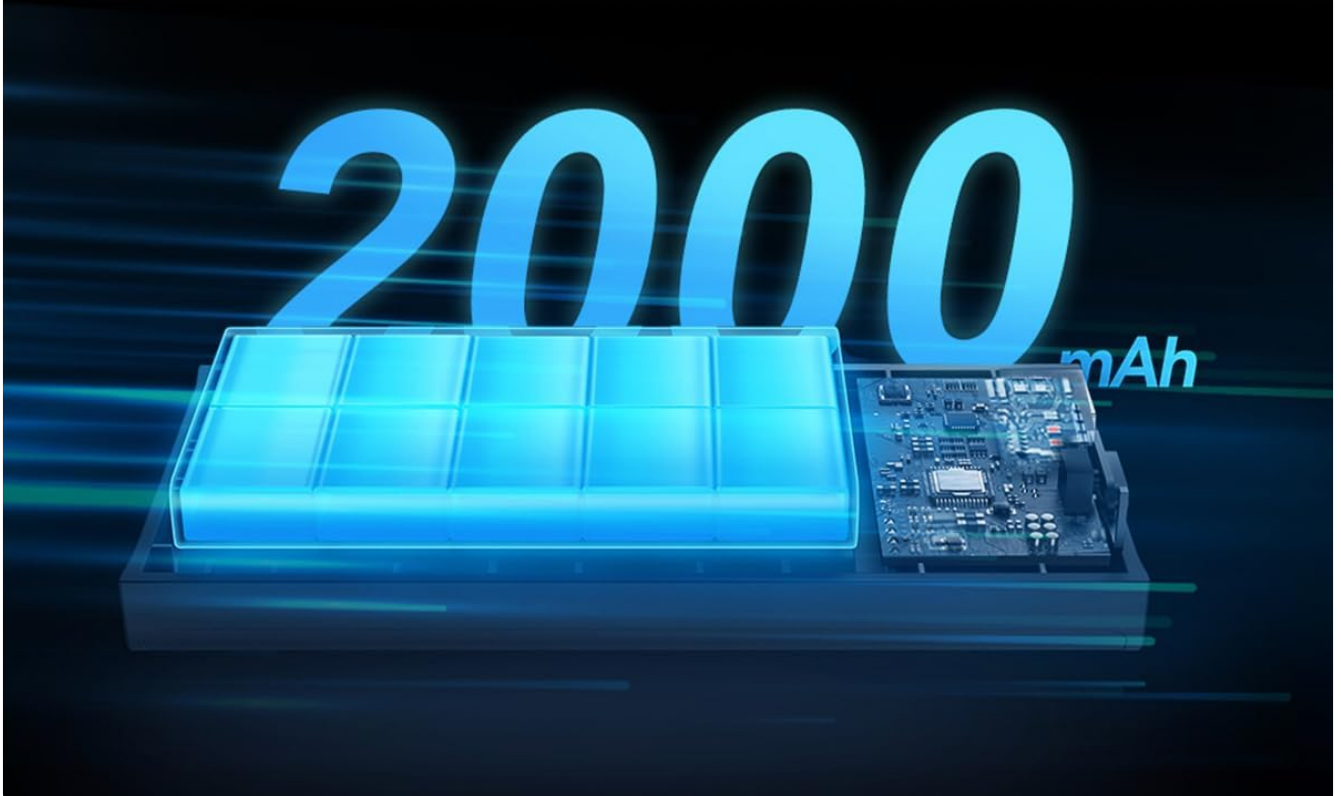


Image: Graphic representation of the 2000mAh high-capacity rechargeable battery inside the CP5.

CNC Machined Aluminum Shell

The CP5 is designed with a CNC-machined aluminum shell, ensuring both durability and portability. Weighing only 123g, it allows you to focus on capturing stunning moments without the burden of extra weight.



CNC Machined Aluminum Shell, Sturdy And Lightweight

The CP5 is designed with a CNC-machined aluminum shell, ensuring both durability and portability. 123g enables you to focus on capturing stunning moments without the burden of extra weight, without feeling weighed down.

123g



Image: The sleek, lightweight design of the CP5, highlighting its CNC machined aluminum shell and portability.

SETUP GUIDE

- 1. Charge the Device:** Before first use, fully charge the Shimbol CP5 using the provided Type-C cable. Connect the cable to the CP5's Type-C port and a compatible USB power adapter. The charging indicator will show progress.
- 2. Power On:** Press and hold the power button on the side of the CP5 until the screen illuminates.
- 3. Connect to Phone:** The CP5 connects wirelessly to your smartphone. Ensure your phone's Wi-Fi and Bluetooth are enabled. The CP5 will broadcast a Wi-Fi signal. Connect your phone to this network. Specific app instructions are not provided, but typically a companion app is required for full functionality.
- 4. Mounting (Optional):** If using with a tripod or selfie stick, attach the CP5 to your mounting accessory. The CP5 is designed to work with your phone's rear camera, so ensure proper alignment.

CP5 5" FHD Touch Screen Rear Camera Selfie Monitor for Vlogging

Unlock the Potential of Your Phone's Rear Camera



Image: The Shimbol CP5 mounted with a smartphone, demonstrating its use as a rear camera selfie monitor for vlogging.

OPERATING INSTRUCTIONS


1. **Real-time Preview:** Once connected, your phone's rear camera feed will be displayed on the CP5's 5-inch touch screen in real-time.
2. **Touch Screen Controls:** Use the intuitive touch screen to navigate menus, adjust settings, and control camera functions (if supported by the connected app).
3. **Bluetooth Remote Control:** Utilize the built-in Bluetooth remote control for convenient photo and video capture. A dedicated button on the CP5 allows for remote operation of your phone's camera.
4. **Horizontal/Vertical Switching:** The CP5 automatically detects and switches between horizontal and vertical shooting modes based on its orientation.
5. **Recording and Playback:** The CP5 is equipped with recording and playback functions. It also features a headphone jack for real-time monitoring of your audio.

External Recording And Playback Function

The CP5 is equipped with a recording and playback function as well as a headphone jack for real-time monitoring and sharing of your content any time



Recording effect display



Playback effect display

Image: Display of the CP5's interface showing recording and playback modes, along with an icon for headphone monitoring.

Usage Scenarios

The Shimbol CP5 is versatile for various content creation needs:

- **Vlogging:** Perfect for self-recording with your phone's higher-quality rear camera.
- **Live Streaming:** Provides a clear monitor for interactive broadcasts.
- **Group Photos:** Easily frame group shots when you're also in the picture.
- **Selfies:** Achieve perfectly framed selfies using the rear camera.

Shoot Whenever And Wherever You Want

Stay on top of your shot with real-time synchronization between the vlog selfie monitor CP5 and your phone's rear camera. With CP5, you can say goodbye to blurry front camera selfies and tricky camera angles, ensuring high-quality photos and videos anytime, anywhere! Perfect for selfies, vlogs, live streaming, outdoor cycling, group photos and more.

Group photo



Couple in tune



Live Streaming



Selfie



Image: Collage showing different scenarios where the CP5 can be used, including group photos, live streaming, and selfies.

MAINTENANCE

- **Cleaning:** Use a soft, lint-free cloth to clean the screen and body of the CP5. For stubborn smudges, a slightly damp cloth with water or a screen-specific cleaning solution can be used. Avoid harsh chemicals or abrasive materials.
- **Storage:** When not in use, store the CP5 in a cool, dry place away from direct sunlight and extreme temperatures. It is recommended to use the original packaging or a protective case.
- **Battery Care:** To prolong battery life, avoid fully discharging the battery frequently. If storing for an extended period, charge the battery to approximately 50% every few months.
- **Water Resistance:** The CP5 is **NOT** water resistant. Avoid exposure to rain, splashes, or submersion in water.

TROUBLESHOOTING

Problem	Possible Cause	Solution
---------	----------------	----------

Problem	Possible Cause	Solution
Device does not power on.	Low battery; Power button not pressed correctly.	Charge the device fully. Press and hold the power button for a few seconds.
No image on screen / Cannot connect to phone.	Incorrect Wi-Fi connection; Phone app not running or configured; Firmware issue (as per review).	Ensure your phone is connected to the CP5's Wi-Fi network. Check the companion app (if any) for proper setup. If issues persist, contact customer support for firmware updates or advanced troubleshooting.
Bluetooth remote not working.	Bluetooth not paired; Battery low on CP5.	Ensure Bluetooth is enabled on both devices and they are properly paired. Charge the CP5.
Short battery life.	Battery not fully charged; High brightness setting; Old battery.	Ensure full charge before use. Reduce screen brightness if possible. Battery degradation is normal over time.

SPECIFICATIONS

Feature	Detail
Product Model	CP5
Display	5-inch Full HD Touch Screen
Resolution	1080p
Brightness	500 nits (Constant Outdoor Brightness)
Wireless Transmission Distance	Up to 50 meters
Battery Type	1 Lithium Ion battery (included)
Battery Capacity	2000mAh
Battery Life	Up to 3.5 hours
Hardware Interface	Bluetooth, Type-C
Product Dimensions	4.9 x 2.8 x 0.38 inches
Weight	123g
Water Resistance Level	Not Water Resistant
Manufacturer	Shimbol

WARRANTY AND SUPPORT

For warranty information and customer support, please refer to the warranty card included in your product packaging or visit the official Shimbol website. Keep your proof of purchase for any warranty claims.

Online Resources:

- Shimbol Official Website: www.shimbol.com
- Product Support Page: Check the official website for FAQs, firmware updates, and contact information.

© 2024 Shimbol. All rights reserved.
This manual is subject to change without notice.