

## WONDERFOLD W2LUXP-GRY

# WONDERFOLD W2 Luxe Pro Stroller Wagon Instruction Manual

**Brand:** WONDERFOLD

**Model:** W2LUXP-GRY



## 1. INTRODUCTION AND OVERVIEW

The WONDERFOLD W2 Luxe Pro Stroller Wagon is designed for families seeking a versatile and comfortable solution for transporting children. This 2-seater collapsible wagon stroller features removable, reversible parent-facing seats with 5-point safety harnesses and an adjustable sun canopy. Its robust design and thoughtful features make it suitable for various outings, providing both safety and convenience.



Image: The WONDERFOLD W2 Luxe Pro Stroller Wagon in its open configuration with two children, alongside a view of the wagon in its compact, folded state.

## Key Features:

- **2-Seater Capacity:** Accommodates two children comfortably with removable, reversible seats.
- **5-Point Safety Harnesses:** Padded straps ensure children are secure and comfortable.
- **Adjustable Sun Canopy:** Provides UV protection and can be adjusted to block sun from various angles.
- **Easy-Access Front Zipper Door:** Allows children to enter and exit independently, with removable front and back frame sections for extra legroom.
- **Deep Carriage:** Offers ample space for children and can be used as a utility cart, featuring mesh panels for ventilation and a roll-out wind/privacy shade.
- **Adjustable Push Handlebar:** Features a vegan leather cover and an optional pull strap for easy maneuverability on various terrains.
- **Collapsible Design:** Folds easily for convenient storage and transport.

## 2. SAFETY INFORMATION

Your child's safety is paramount. Please read and understand all safety warnings and instructions before using the WONDERFOLD W2 Luxe Pro Stroller Wagon. Failure to follow these instructions could result in serious injury.

- Always use the 5-point safety harnesses to secure children in the seats. Ensure straps are snug but not too tight.
- Never leave children unattended in the wagon.
- Ensure all locks and latches are securely engaged before placing children in the wagon or moving it.
- Do not exceed the maximum weight capacity of 200 lbs (91 kg) for the wagon, or 45 lbs (22 kg) per seat.
- This wagon is suitable for children aged 6 months and older.
- Always engage the stroller brake system when the wagon is stationary.
- Keep hands and fingers clear of moving parts when folding or unfolding the wagon.
- Do not hang heavy bags on the handlebar as this may cause the wagon to tip.
- Regularly inspect the wagon for any signs of wear, damage, or loose parts. Discontinue use if any damage is found.

## 5-Point Safety Harnesses

### & Sandal-Friendly Brakes



Image: Detail view highlighting the 5-point safety harnesses and the easy-to-use, sandal-friendly brake system for secure operation.

### 3. WHAT'S IN THE BOX

---

Upon unboxing your WONDERFOLD W2 Luxe Pro Stroller Wagon, you should find the following components:

- 1 x W2 Luxe Pro 2-Seat Stroller Wagon Frame
- 2 x Removable Seats with 5-Point Harnesses
- 1 x Adjustable Sun Canopy

### 4. SETUP AND ASSEMBLY

---

The WONDERFOLD W2 Luxe Pro Stroller Wagon is designed for quick and easy assembly.

1. **Unfold the Frame:** Release the folding latch and carefully unfold the wagon frame until it clicks into place, ensuring all frame components are fully extended and locked.
2. **Attach the Wheels:** If not pre-attached, insert the wheels into their designated slots until they securely click.
3. **Install the Seats:** Place the two removable seats into the wagon's interior. The seats are reversible, allowing for parent-facing or forward-facing configurations. Ensure they are securely fastened to the wagon frame.
4. **Attach the Canopy:** Insert the canopy poles into the designated slots on the wagon frame. Adjust the fabric to cover the seating area as desired.
5. **Adjust Handlebar:** Adjust the handlebar to your preferred height by pressing the adjustment buttons and sliding the handle up or down.

# W2 Luxe Pro

## Stroller Wagon



Holds up to 2 Passengers



Extra Storage on All Sides



Deep Carriage with Mesh Sides



Removable Canopy with Adjustable Canopy Fabric & Rods



Easy to Fold & Lightweight Aluminum Frame



Customizable Forward & Parent-Facing Seating



Removable Front & Back Frame



Image: An overview of the W2 Luxe Pro Stroller Wagon, illustrating its key design features and capabilities.

### Folding for Storage:

To fold the wagon for storage or transport, ensure all children and items are removed. Follow the instructions in reverse, typically involving releasing frame locks and collapsing the wagon. The removable front and back frame sections can be detached for a more compact fold.

EXPLORE THE WAGON

## The W2 Luxe Pro

### Double Stroller Wagon








-  Holds up to 2 Passengers
-  Extra Storage on All Sides
-  Deep Carriage with Mesh Sides
-  Removable Canopy with Adjustable Canopy Fabric & Rods
-  Easy to Fold & Lightweight Aluminum Frame
-  Customizable Forward & Parent-Facing Seating
-  Removable Front & Back Frame



Image: Detailed dimensions of the W2 Luxe Pro Stroller Wagon, including its folded size, for easy travel and storage planning.

## 5. OPERATING INSTRUCTIONS

### Securing Children:

Place each child in a seat and fasten the 5-point safety harness. Adjust the straps to fit snugly over their shoulders and around their waist, ensuring the buckle is securely latched.

### Using the Canopy:

The removable sun canopy provides shade. Adjust its position by sliding it along the poles or by adjusting the fabric to block direct sunlight.

### Front Zipper Door:

The front zipper door allows children to climb in and out independently. Unzip the door and, if needed, remove the front frame section for easier access and additional legroom. Reattach and zip up before moving the wagon.



## Removable Front & Back Frame

Easy Access & Extra Legroom for Comfort



Image: The easy-access front zipper door, allowing children to get in and out with ease, and providing extra legroom when the frame is removed.

### Brake System:

To engage the brakes, press down firmly on the brake pedal located near the rear wheels. To release, lift the pedal. Always ensure the brakes are engaged when the wagon is stationary.

### Adjusting the Handlebar:

The handlebar height can be adjusted to suit different users. Press the buttons on either side of the handlebar and slide it up or down to the desired position, then release the buttons to lock it in place.

## 6. MAINTENANCE

Regular maintenance will extend the life of your WONDERFOLD W2 Luxe Pro Stroller Wagon.

- **Cleaning Fabric:** The polyester fabric can be spot cleaned with mild soap and water. Do not use harsh

chemicals or abrasive cleaners. Allow to air dry completely.

- **Cleaning Frame and Wheels:** Wipe down the aluminum frame and rubber tires with a damp cloth. For stubborn dirt, use a mild detergent.
- **Lubrication:** Periodically check the wheels and moving parts for smooth operation. Apply a silicone-based lubricant if necessary, avoiding contact with fabric.
- **Storage:** Store the wagon in a clean, dry place away from direct sunlight and extreme temperatures to prevent material degradation.
- **Inspection:** Regularly check all screws, bolts, and fasteners to ensure they are tight. Inspect the harnesses, buckles, and fabric for any signs of wear or damage.

## 7. TROUBLESHOOTING

If you encounter any issues with your WONDERFOLD W2 Luxe Pro Stroller Wagon, please refer to the following common solutions:

- **Wagon difficult to fold/unfold:** Ensure all seats and accessories are removed. Check that all frame locks are disengaged. Sometimes, a gentle wiggle or slight pressure can help align the folding mechanism.
- **Wheels not turning smoothly:** Check for debris (e.g., dirt, hair) caught in the wheel axles. Clean thoroughly and apply a small amount of lubricant if needed.
- **Harness not buckling:** Ensure no fabric or debris is obstructing the buckle mechanism. Check that all harness prongs are correctly aligned before inserting into the buckle.
- **Canopy not staying in place:** Verify that the canopy poles are fully inserted into their slots and that any locking mechanisms are engaged.
- **Wagon feels unstable:** Double-check that the frame is fully extended and all locking mechanisms are engaged. Ensure the weight distribution inside the wagon is balanced.

If the problem persists after attempting these solutions, please contact WONDERFOLD customer support.

## 8. SPECIFICATIONS

Feature	Detail
Brand	WONDERFOLD
Model Number	W2LUXP-GRY
Color	Charcoal Gray
Material	Polyester (Fabric), Rubber (Tires)
Frame Material	Aluminum
Age Range (Description)	Kid (6+ Months)
Seating Capacity	2
Maximum Weight Recommendation	200 lbs (91 kg) total wagon capacity; 45 lbs (22 kg) per seat
Item Weight	58.4 Pounds



Feature	Detail
Item Dimensions (L x W x H)	30"L x 44.5"W x 54"H
Folded Size	Approx. 25"W x 20"D x 43"H (64cm W x 51cm D x 109cm H)
Harness Type	5 Point
Stroller Type	Wagon Stroller
Brake System	Yes
Installation Type	Foldable/Collapsible
UPC	604085009325
Certification	ASTM F833-21/EN1888

## 9. WARRANTY AND SUPPORT

WONDERFOLD stands behind the quality of its products. For specific warranty details, please refer to the warranty card included with your purchase or visit the official WONDERFOLD website.

### Customer Support:

If you have any questions, require assistance with assembly, or need to report a defect, please contact WONDERFOLD customer support.

- **Online Support:** Visit the [WONDERFOLD Store on Amazon](#) for FAQs and contact information.
- **Returns:** This product is eligible for 90-day free returns, refund/replacement. Please refer to Amazon's return policy for full details.

Extended protection plans are available for purchase separately. Please check Amazon's product page for options such as 2-Year or 3-Year Protection Plans.

