

## JMMO T215

# JMMO T215 IPX4 Waterproof TWS Earbuds User Manual

Model: T215

## INTRODUCTION

Thank you for choosing the JMMO T215 IPX4 Waterproof TWS Earbuds. These earbuds are designed to provide a premium audio experience with the convenience of true wireless technology and IPX4 water resistance. This manual will guide you through the setup, operation, and maintenance of your new earbuds.



Image: The JMMO T215 TWS Earbuds in their pink charging case, with one earbud partially removed, showcasing the compact design.

## PACKAGE CONTENTS

- JMMO T215 TWS Earbuds (Left and Right)
- Charging Case
- USB Charging Cable
- User Manual

## SPECIFICATIONS

Model Name	T215
Connectivity Technology	Wireless (Bluetooth)
Waterproof Rating	IPX4 (Resistant to sweat and splashes)
Transmission Distance	Up to 10 meters
Playtime (Earbuds)	Approximately 4 hours
Total Playtime (with Charging Case)	Approximately 14 hours
Speaker Size	13mm composite diaphragm dynamic speaker
Control Type	Button Control (Touch Controls)
Material	Acrylonitrile Butadiene Styrene (ABS)
Color	Pink

Note: Battery life may vary based on usage and volume levels.

## SETUP

### 1. Initial Charging

Before first use, fully charge the earbuds and the charging case. Connect the USB charging cable to the charging port on the case and a power source. The indicator light on the case will show charging status.

# CONTINUOUS AUDIO EXPERIENCE



**4 Hrs**  
Playtime



**14 Hrs**  
With Charging Case



Image: An illustration showing the JMMO T215 earbuds and charging case, highlighting the 4 hours playtime for earbuds and 14 hours total with the charging case.

## 2. Pairing with a Device

1. Open the charging case. The earbuds will automatically power on and enter pairing mode.

2. On your device (e.g., smartphone), enable Bluetooth.
3. Search for available Bluetooth devices and select "JMMO T215" from the list.
4. Once connected, you will hear a confirmation tone, and the indicator light on the earbuds may change.

**Note:** The earbuds will automatically reconnect to the last paired device when taken out of the case, if Bluetooth is enabled on the device.

## OPERATING INSTRUCTIONS

---

### Power On/Off

- **Power On:** Open the charging case, or long press the touch control area for 2 seconds if earbuds are out of case.
- **Power Off:** Place the earbuds back into the charging case and close the lid, or long press the touch control area for 5 seconds.

### Touch Controls

The JMMO T215 earbuds feature intuitive touch controls for easy management of music and calls.

JMMO



Image: A visual guide demonstrating the touch control functions on the JMMO T215 earbuds, including single click, double click, triple click, and long press actions for various commands.

- **Play/Pause:** Single click on either earbud.
- **Next Track:** Double click on the right earbud.


- **Previous Track:** Double click on the left earbud.
- **Answer/End Call:** Single click on either earbud.
- **Reject Call:** Long press on either earbud for 2 seconds.
- **Activate Voice Assistant:** Triple click on either earbud.

*Note: Some functions may vary depending on your connected device and operating system.*

## **Wearing the Earbuds**

Insert the earbuds gently into your ears. Adjust them for a comfortable and secure fit to ensure optimal sound quality and noise isolation.





**COMPACT,  
LIGHTWEIGHT,  
ERGONOMIC**

13mm Speaker

IPX4

Image: A woman wearing the JMMO T215 pink earbuds, demonstrating their compact, lightweight, and ergonomic design for comfortable wear.

## MAINTENANCE AND CARE

- Clean the earbuds and charging case regularly with a soft, dry cloth.
- Avoid using abrasive cleaners or solvents.
- Do not expose the earbuds or case to extreme temperatures or direct sunlight for extended periods.
- While IPX4 rated, avoid submerging the earbuds in water. They are resistant to splashes and sweat, not full immersion.
- Store the earbuds in their charging case when not in use to protect them and keep them charged.

## TROUBLESHOOTING

Problem	Possible Solution
Earbuds not pairing	<ul style="list-style-type: none"><li>◦ Ensure earbuds are charged.</li><li>◦ Turn off and on Bluetooth on your device.</li><li>◦ Place earbuds back in the case, close, then reopen to re-enter pairing mode.</li><li>◦ Forget "JMMO T215" from your device's Bluetooth list and try pairing again.</li></ul>
No sound from one earbud	<ul style="list-style-type: none"><li>◦ Ensure both earbuds are charged.</li><li>◦ Try resetting the earbuds (refer to manufacturer's specific reset instructions if available, otherwise place in case and re-pair).</li><li>◦ Clean the charging contacts on both the earbuds and the case.</li></ul>
Earbuds not charging	<ul style="list-style-type: none"><li>◦ Ensure the charging cable is securely connected.</li><li>◦ Try a different USB charging cable and power adapter.</li><li>◦ Clean the charging contacts on the earbuds and inside the case.</li></ul>
Poor sound quality	<ul style="list-style-type: none"><li>◦ Ensure earbuds are properly seated in your ears.</li><li>◦ Check the audio source for quality issues.</li><li>◦ Move closer to your connected device to avoid interference.</li><li>◦ Clean any debris from the earbud speaker grilles.</li></ul>

## WARRANTY INFORMATION

The JMMO T215 Earbuds come with a manufacturer's warranty of **6 Months** from the date of purchase. This warranty covers manufacturing defects. It does not cover damage caused by misuse, accidents, unauthorized modifications, or normal wear and tear.

Please retain your proof of purchase for warranty claims.




## SUPPORT

For further assistance or technical support, please refer to the contact information provided with your purchase or visit the official JMMO support website.


*Note: Spare part information is not available or provided by the manufacturer.*



## Related Documents - T215

	<p><a href="#">JMMO Active Noise Cancelling True Wireless Earbuds FCC Test Report (Model T205)</a></p> <p>This report details the FCC compliance testing for JMMO Active Noise Cancelling True Wireless Earbuds, Model T205 (and variants T201-T217), conducted by SLG-CPC Testlaboratory. Covers DTS 6dB Bandwidth, Maximum Peak Conducted Output Power, and Maximum Power Spectral Density.</p>
	<p><a href="#">Elcometer 215 Oven Profile System for Powder Coating</a></p> <p>The Elcometer 215 Oven Profile System is designed to monitor and record the temperature profiles of ovens and products during the curing process. This system ensures optimal curing conditions, leading to high-quality coatings, increased efficiency, and reduced energy consumption. It features a robust thermal barrier, multiple sensor options, and seamless integration with the ElcoMaster® software for data analysis and professional reporting.</p>
	<p><a href="#">Samsung Galaxy Tab 3 Password Lock/Hard Reset Guide</a></p> <p>A step-by-step guide to performing a hard reset on the Samsung Galaxy Tab 3 tablet, including navigating the Android Recovery Menu.</p>

## Documents - JMMO – T215

	
TEST REPORT	
Report Number.....	905R-22-75-22-PP002
Date of issue.....	2022-09-25
Tested by (+signature).....	Duke
Approved by (+signature).....	Jason
Testing Laboratory name.....	SLG-CPC Testlaboratory Co., Ltd.
Address.....	No. 11, Wu-Gong Road, Dongsheng District, Dongguan, Guangdong Province, China 523117
Applicant's name.....	Realget Business PTE. LTD
Address.....	7 Tanjong Pagarway #12-07 Suntec Tower One Singapore 088687
Manufacturer's name.....	Realget Business PTE. LTD
Address.....	7 Tanjong Pagarway #12-07 Suntec Tower One Singapore 088687
Factory's name.....	Dongguan Zhengrong Electronics Co., Ltd.
Address.....	6-4 Shuang Avenue, Hongmei Town, Dongguan City, Guangdong Province
Standard(s).....	FCC 47 CFR Part 2, Subpart J FCC 47 CFR Part 15, Subpart C
Test item description.....	Active Noise Cancelling True Wireless Earbuds
Trade Mark.....	JMMO
Model/Type reference.....	T201, T202, T205, T206, T207, T208, T209, T210, T211, T212, T213, T214, T215, T217
FCC ID.....	2A656-T205
Date of receipt of test item.....	2022-05-10
Date (in) of performance of test.....	2022-05-11 to 2022-05-24
Summary of Test Results.....	Pass
General disclaimer: This report shall not be reproduced except in full, without the written approval of SLG-CPC Testlaboratory Co., Ltd. The test results in the report only apply to the tested sample.	
Page 1 of 48	
Address: No. 11, Wu-Gong Road, Dongsheng District, Dongguan, Guangdong Province, China 523117	
Tel: 86-769-22007797 Fax: 86-769-22007707 E-Mail: cpc@slg.com	

### [JMMO Active Noise Cancelling True Wireless Earbuds FCC Test Report \(Model T205\)](#)

This report details the FCC compliance testing for JMMO Active Noise Cancelling True Wireless Earbuds, Model T205 (and variants T201-T217), conducted by SLG-CPC Testlaboratory. Covers DTS 6dB Bandwidth, Maximum Peak Conducted Output Power, and Maximum Power Spectral Density.

lang:en score:11 filesize: 3.06 M page\_count: 25 document date: 2022-07-13

