

[Manuals.plus](#) /

> [COCOCCA](#) /

> Wireless Carplay Adapter for iPhone, Bluetooth Carplay Dongle, Wired to Wireless Carplay Convert, USB-C Wireless Carplay for Car from 2018+ & for Apple iOS 10+

COCOCCA CXZ506

COCOCCA Wireless CarPlay Adapter User Manual

Model: CXZ506

1. INTRODUCTION

The COCOCCA Wireless CarPlay Adapter is designed to convert your vehicle's existing wired CarPlay system into a wireless one, providing enhanced convenience and a clutter-free driving environment. This adapter supports both Apple CarPlay and Android Auto, allowing for seamless integration of your smartphone's features directly onto your car's infotainment display.

With this device, you can enjoy navigation, music, calls, and voice commands without the need for a physical cable connection, ensuring a smoother and more enjoyable journey.

2. COMPATIBILITY

This adapter is compatible with vehicles that have factory-installed wired CarPlay and were manufactured after 2018. For iPhone users, it requires iOS 10 or newer (iPhone 6 or newer models). If you are unsure about your vehicle's wired CarPlay capability, please consult your vehicle manufacturer's documentation.

Perfect compatibility



Compatible with iPhone 6 and newer models Runs on IOS 10+



For factory-wired CarPlay vehicles after 2016:



Chevrolet



Benz



Audi



BMW



Volkswagen



Landrover



Honda



Toyota



Cadillac



More

You can find more car customizations under this link

<https://www.apple.com/ios/carplay/available-models/>

Image: The adapter is compatible with iPhone 6-16 series running iOS 10+ and factory-wired CarPlay vehicles from 2016 onwards, including Chevrolet, Benz, Audi, BMW, Volkswagen, Land Rover, Honda, Toyota, and Cadillac.

For a comprehensive list of compatible car models, please refer to the official Apple CarPlay website:

<https://www.apple.com/ios/carplay/available-models/>

3. WHAT'S IN THE BOX

Upon opening your COCOCKA Wireless CarPlay Adapter package, you should find the following items:

- Wireless CarPlay Adapter Unit

- USB-C to USB-A Adapter
- User Manual (this document)

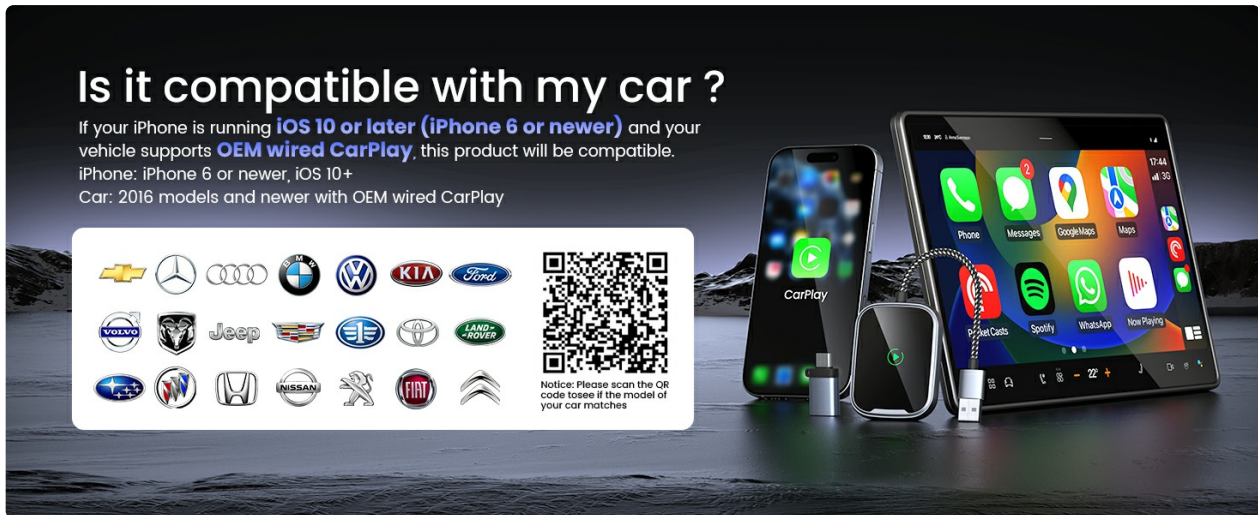


Image: The package includes the wireless CarPlay adapter, a USB-C to USB-A adapter, and a user manual.

4. SETUP INSTRUCTIONS

Initial Pairing

Follow these simple steps for the initial setup and pairing of your COCKCA Wireless CarPlay Adapter:

1. **Plug In:** Connect the wireless adapter to your car's main USB or USB-C port. Use the included USB-C to USB-A adapter if your car only has a USB-A port.



Image: The COCOCKA Wireless CarPlay Adapter features a flexible cable with a USB-A connector and a detachable USB-C adapter, allowing compatibility with various car ports.

2. **Bluetooth Pairing:** On your iPhone, ensure Wi-Fi is enabled. Go to Bluetooth settings and select the adapter's Bluetooth name (e.g., "Cxzconverter_XXXX"). Confirm the pairing request on both your phone and car screen if prompted.
3. **Enjoy Wireless CarPlay:** After successful Bluetooth pairing, the adapter will automatically switch to Wi-Fi for data transmission. Wait approximately 15 seconds for the connection to establish, and your car's display will show the CarPlay interface.

Plug & Play 3 steps simple pairing

- 01 Plug it into the car's main USB/USB-C port
- 02 Perform Bluetooth pairing while the phone's WiFi is on
- 03 Wait 15 seconds to enjoy wireless Carplay!

Image: Visual guide illustrating the three simple steps for pairing: plug the adapter into the car's USB port, perform Bluetooth pairing with Wi-Fi on, and then wait to enjoy wireless CarPlay.

5. OPERATING INSTRUCTIONS

Daily Use

Once the initial setup is complete, the COCOCKA Wireless CarPlay Adapter offers a true plug-and-play experience. Each time you start your car, the adapter will automatically connect to your paired iPhone within approximately 15 seconds, allowing you to immediately access CarPlay functions.

Control Methods

The adapter retains all original CarPlay functionalities and allows you to control your car's infotainment system using familiar methods:

- **Steering Wheel Buttons:** Control music playback, answer calls, and activate voice assistant directly from your steering wheel.
- **Knob/OEM Button Control:** Utilize your car's built-in control knobs and buttons for navigation and selection within the CarPlay interface.
- **Touchscreen:** Interact directly with the CarPlay display via touch, just as you would with wired CarPlay.
- **Voice Commands:** Use Siri or other voice assistants for hands-free control of navigation, calls, messages, and music.

Retain original controls



Image: The adapter allows control through voice commands (Hey Siri, Play music, Call Linda), touchscreen, steering wheel buttons, and the car's control knob.

6. MAINTENANCE

To ensure the longevity and optimal performance of your COCOCKA Wireless CarPlay Adapter, please follow these general maintenance guidelines:

- Keep the adapter clean and free from dust and debris. Use a soft, dry cloth for cleaning.

- Avoid exposing the adapter to extreme temperatures, direct sunlight, or excessive moisture.
- Do not attempt to disassemble or repair the device yourself, as this will void the warranty.
- Handle the USB connectors and cable gently to prevent damage.

7. TROUBLESHOOTING

How do I achieve a stable connection?

The adapter uses advanced Bluetooth 5.3 and 5.8GHz Wi-Fi technology for a fast and stable connection. If you experience connection instability, consider the following:

- Ensure there are no other strong Wi-Fi or Bluetooth signals nearby that could cause interference (e.g., a Wi-Fi camera or other wireless devices in your vehicle).
- Temporarily disable other Wi-Fi hotspots or Bluetooth devices in your car or on your phone that are not essential for CarPlay.
- Ensure your phone's Wi-Fi is enabled, as the adapter uses it for data transmission after the initial Bluetooth handshake.



Image: Advice on achieving a stable connection, noting that Wi-Fi cameras or other interference may affect functionality and should be avoided.

Why is there no sound playing?

If you are experiencing audio playback issues:

- Check your Bluetooth connection.
- If your phone is connected to another audio device (e.g., headphones, another car's Bluetooth) while using CarPlay wirelessly, it might cause conflicts. Please disconnect from any other audio devices to resume playback through your car's system.

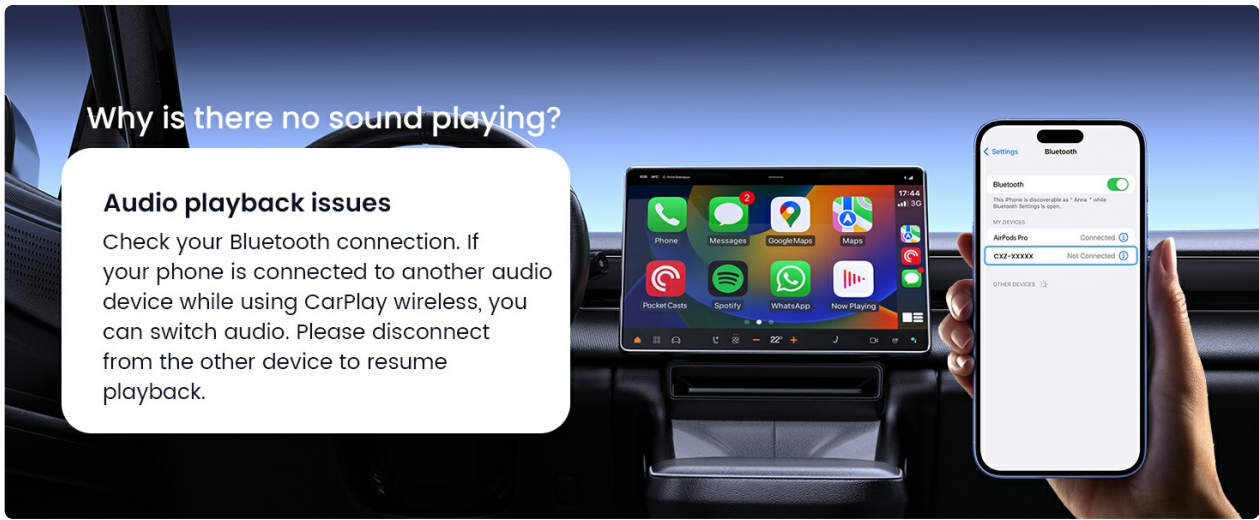


Image: Explanation for audio playback issues, suggesting to check Bluetooth and disconnect other audio devices if the phone is connected to them.

Can I play videos on CarPlay?

Apple CarPlay does not natively support video playback from your phone on the car's display. While sound from video streaming on your phone can be played through the car radio, the video itself will not display on the CarPlay screen due to system limitations. Sound may also not be perfectly synchronized with your phone's video.



Image: Clarification that CarPlay does not support video playback, though audio may stream, and synchronization issues might occur.

Can multiple people use the adapter?

The COCOCKA Wireless CarPlay Adapter is not tied to a specific phone or vehicle, allowing you to switch between different phones and cars. However, it only supports one active connection at a time. If you wish to connect a different device, ensure you disconnect the previously connected phone first.



Image: Details on multi-user functionality, explaining that while the product is not tied to a specific device, only one connection can be active at a time.

8. SPECIFICATIONS

Feature	Detail
Model Number	CXZ506
Connectivity	Bluetooth 5.3, 5.8GHz Wi-Fi
Compatible Devices	iPhone 6~16 Series (iOS 10+)
Compatible Cars	Vehicles with factory-wired CarPlay (2018+)
Connector Type	USB Type C, USB Type A
Item Weight	3.2 ounces
Package Dimensions	5 x 3.62 x 0.63 inches

9. WARRANTY AND SUPPORT

COCOCKA is committed to providing high-quality products and excellent customer service. Your Wireless CarPlay Adapter comes with the following:

- **365-Day Warranty:** Enjoy peace of mind with a full year of warranty coverage.
- **Free Replacement:** In case of any manufacturing defects or issues covered under warranty, a free replacement will be provided.
- **24/7 Support:** Our dedicated customer support team is available around the clock to assist you with any questions or concerns.




Image: COCOCCA offers free replacement, 24/7 support, faster delivery, and a 365-day warranty.

For support, please contact us through the platform where you purchased the product or visit our official website.