

Best Choice Products SKY6824

Best Choice Products 6V Kids Ride On Toy, 4-Wheeler Quad ATV Play Car Instruction Manual

Model: SKY6824 | Brand: Best Choice Products

IMPORTANT SAFETY INFORMATION

To reduce the risk of injury, **adult supervision is required at all times**. Please observe the following safety guidelines:

- Never use on roadways or near motor vehicles.
- Avoid steep inclines or steps.
- Keep away from swimming pools or other bodies of water.
- Always ensure the rider wears appropriate footwear.
- This ride-on toy is designed for **one rider only**. Do not allow more than one child to ride at a time.

PRODUCT OVERVIEW

The Best Choice Products 6V Kids Ride On Toy is designed to provide a fun and safe riding experience for young children. It features a robust design and intuitive controls suitable for toddlers.



Image: Front view of the Best Choice Products 6V Kids Ride On Toy, 4-Wheeler Quad ATV Play Car in White.

Key Features:

- **Perfectly Sized:** Designed for children 1.5-3 years old, supporting up to 44 pounds, with a comfortable maximum speed of 1.8mph.

Perfectly Sized

Scaled down and built tough to accommodate your child as they grow



Ages 1.5-3



44 lbs. Capacity



30-40"

Image: A graphic showing the ride-on toy next to a child, indicating an age range of 1.5-3 years and a 44 lbs capacity.

- **Rugged, Stylish Design:** Built to inspire imagination and adventure with realistic ATV features.

Rugged, Stylish Design

Build a sense of imagination with a realistic ATV that makes your child the coolest on the block




Image: A graphic emphasizing the rugged and stylish design of the ATV, with a child riding it.

- **Rechargeable Battery:** Equipped with a long-lasting 6V battery, providing 1-2 hours of run time per charge.

Rechargeable Battery

Rechargeable 6V battery provides 1-2 hours of run time per charge for your kids to enjoy!



Long
Lasting



Up to
2 Hours



Image: A graphic showing the front of the ATV with text indicating a rechargeable 6V battery and up to 2 hours of run time.

- **Large, Treaded Wheels:** Features 4-wheel suspension and anti-slip treaded wheels for easy navigation over grass, dirt, driveways, and sidewalks.

Simple Controls

A straightforward, one-button system lets your child stop or go with one push

Rubber Handles

Stop/Go



Image: A child riding the ATV outdoors, with text emphasizing the large, treaded wheels for various terrains.

- **Simple Controls:** An easy one-button system with comfortable rubber handles allows the child to stop or go with a single push.

Product Dimensions



Image: A close-up of the ATV's handlebars, showing the rubber grips and the single push-button accelerator.

SETUP AND ASSEMBLY

Your Best Choice Products 6V Kids Ride On Toy comes with an assembly guide. Please refer to the guide for detailed step-by-step instructions. Basic assembly typically involves attaching the wheels, handlebars, and connecting the battery.

What's in the Box:

- Main ATV body
- Wheels (4)
- Handlebars
- 6V Rechargeable Battery
- Battery Charger
- Assembly Guide
- Necessary hardware (screws, washers, etc.)

OPERATING INSTRUCTIONS

Getting Started:

1. Ensure the battery is fully charged before first use.
2. Place the child securely on the seat.

3. Instruct the child to hold the rubber handles firmly.

Controls:

- **Accelerator Button:** Located on the handlebars, press and hold to move forward. Release to stop.
- **Steering:** Turn the handlebars left or right to steer the ATV.

CHARGING INSTRUCTIONS

The ride-on toy is powered by a 6V rechargeable battery. Proper charging ensures optimal performance and battery longevity.

- Locate the charging port on the ATV (refer to the assembly guide for exact location).
- Connect the included charger to the charging port.
- Plug the charger into a standard wall outlet.
- Allow 1-2 hours for a full charge, or as indicated by the charger's indicator light.
- Do not overcharge the battery. Disconnect the charger once charging is complete.

MAINTENANCE

Regular maintenance helps prolong the life of your ride-on toy.

- **Cleaning:** Wipe the toy with a damp cloth. Avoid using harsh chemicals or abrasive cleaners.
- **Storage:** Store the toy in a dry, cool place away from direct sunlight and moisture.
- **Battery Care:** Charge the battery regularly, even if the toy is not in use, to maintain battery health. Avoid completely draining the battery.
- **Inspections:** Periodically check all screws, nuts, and connections to ensure they are secure.

TROUBLESHOOTING

If you encounter any issues with your ride-on toy, please refer to the following common solutions:

- **Toy not moving:** Ensure the battery is charged and properly connected. Check if the accelerator button is being pressed correctly.
- **Slow speed:** The battery may be low. Recharge the battery fully. Ensure the toy is not overloaded beyond its weight capacity.
- **Unusual noises:** Inspect wheels and axles for any obstructions or loose parts.

For further assistance, please contact Best Choice Products customer support.

SPECIFICATIONS

Large Treaded Wheels

Anti-slip, treaded wheels can conquer grass, driveways, and sidewalks with ease



Image: A graphic displaying the overall dimensions of the ride-on toy: 27"(L) x 17.5"(W) x 17.75"(H).






Feature	Detail
Model Number	SKY6824
Product Dimensions	27"(L) x 17.5"(W) x 17.75"(H)
Item Weight	12 pounds
Battery	6V Rechargeable
Max Speed	1.8 MPH
Weight Capacity	44 lbs
Recommended Age	18 months and up (1.5-3 years)

WARRANTY AND SUPPORT

For information regarding product warranty, returns, or technical support, please refer to the documentation included with your

purchase or visit the official Best Choice Products website. Keep your purchase receipt for warranty claims.

Related Documents - SKY6824

	<p>6V Kids Ride On ATV 4-Wheeler Instruction Manual</p> <p>Instruction manual for the Best Choice Products 6V Kids Ride On ATV 4-Wheeler (models SKY6818-SKY6822), covering safety, assembly, operation, charging, and troubleshooting.</p>
	<p>Best Choice Products 2-Speed Quad Ride-On Instruction Manual</p> <p>Comprehensive instruction manual for the Best Choice Products 2-Speed Quad Ride-On (models SKY5606, SKY5607, SKY5608, SKY5609). Covers safety guidelines, product specifications, assembly steps, charging instructions, operation, troubleshooting, and warranty information.</p>
	<p>Bentley EXP 12 Ride-On with Remote Control Instruction Manual - SKY4767, SKY4768</p> <p>Comprehensive instruction manual for the Bentley EXP 12 Ride-On with Remote Control (model numbers SKY4767, SKY4768) by Best Choice Products. This guide provides essential safety information, detailed specifications, step-by-step assembly instructions, charging procedures, dashboard and remote control functions, troubleshooting tips, care instructions, FCC compliance, and warranty details.</p>
	<p>Best Choice Products 6V Kids Ride-On Truck Instruction Manual</p> <p>Comprehensive instruction manual for the Best Choice Products 6V Kids Ride-On Truck, covering assembly, safety, operation, charging, and troubleshooting. Features model numbers SKY6794-SKY6805.</p>
	<p>Best Choice Products 12V Licensed Chevy Silverado Truck Instruction Manual</p> <p>Comprehensive instruction manual for the Best Choice Products 12V Licensed Kids Ride-On Chevy Silverado Truck, covering safety, assembly, operation, and troubleshooting. Includes model numbers SKY7411-SKY7415.</p>



[Best Choice Products 12V Ride-On with Remote Instruction Manual](#)

Official instruction manual for Best Choice Products 12V Ride-On Vehicle with Remote Control (Models SKY5506-SKY5511, SKY6743-SKY6747). Includes assembly, safety, operation, charging, and troubleshooting guides.