

## Herdio HE-RS4BTB

# Herdio Outdoor Rock Bluetooth Speakers HE-RS4BTB 4-inch User Manual

Model: HE-RS4BTB | Brand: Herdio

## 1. INTRODUCTION

Thank you for choosing the Herdio Outdoor Rock Bluetooth Speakers. These speakers are designed to provide high-quality audio in outdoor environments, featuring a durable, weather-resistant construction and convenient Bluetooth connectivity. This manual provides essential information for setting up, operating, maintaining, and troubleshooting your speakers to ensure optimal performance and longevity.



Image: Herdio Outdoor Rock Bluetooth Speakers (Pair)

## 2. PRODUCT FEATURES

- **Bluetooth 5.3 Connectivity:** Enables quick and stable wireless pairing with smartphones, tablets, and laptops up to 20 meters (65 feet) away.
- **IPX7 Waterproof Design:** Constructed to withstand rain, temperature fluctuations, and other harsh weather conditions, ensuring durability for outdoor use.
- **200 Watts Peak Power:** Delivers powerful sound with 100 watts of individual speaker power, ideal for filling large outdoor spaces.
- **Durable Resin Material:** Enclosure made from resin and fiber materials for long-lasting outdoor performance.
- **Realistic Rock Appearance:** Designed to blend seamlessly into garden, patio, deck, and lawn environments.
- **Wired Connection:** The two speakers connect via a supplied 5-meter waterproof cable for reliable audio transmission.
- **Single-Device Pairing:** Supports connection to one Bluetooth device at a time; TWS functionality for multiple simultaneous connections is not available.



# Premium Quality Speakers

Utilizing high-rate power amplification, the sound quality boasts a robust sense of layers, featuring rich and deep bass, full-bodied midrange, and strong high-frequency penetration, consistently delivering a cinematic enjoyment experience.



Image: Premium Sound Quality

## 3. PACKAGE CONTENTS

Please verify that all items listed below are included in your package:

- Main Speaker x 1
- Sub Speaker x 1
- 5M Waterproof Speaker Connection Cable x 1
- 2.5M Waterproof Charging Power Cable x 1
- Instruction Manual x 1



Image: What's in the Box

## 4. SETUP INSTRUCTIONS

### 4.1 Speaker Placement

For optimal stereo separation and sound distribution, position the speakers between 8 and 12 feet



apart. Consider placing them in areas where they can blend naturally with your landscaping, such as near a patio, pool, or garden.





Image: Speaker Placement Examples

## 4.2 Connecting Speakers

1. Identify the Main Speaker and the Sub Speaker. The Main Speaker typically has the power input and Bluetooth module.
2. Connect the 5-meter waterproof speaker connection cable between the Main Speaker and the Sub Speaker. Ensure the arrows on the connectors are aligned for a secure and waterproof connection.



## Product Dimension



Image: Speaker Connection Diagram

### 4.3 Power Connection

1. Connect the 2.5-meter waterproof charging power cable to the Main Speaker.
2. Plug the power adapter into a suitable outdoor power outlet.

### 4.4 Bluetooth Pairing

1. Ensure the speakers are powered on. The Main Speaker will enter Bluetooth pairing mode automatically.
2. On your Bluetooth-enabled device (smartphone, tablet, laptop), go to the Bluetooth settings.
3. Search for available devices and select "Herdio HE-RS4BTB" (or similar model name) from the list.
4. Once connected, you will hear an audible confirmation from the speakers.



Image: Stable Bluetooth Connection

### 4.5 Setup Video

Your browser does not support the video tag.

Video: This video demonstrates the unboxing and initial setup process for the Herdio Outdoor Rock Bluetooth Speakers, including connecting the speakers and power.

## **5. OPERATING THE SPEAKERS**

### **5.1 Power On/Off**

To power on the speakers, ensure they are connected to a power source. The speakers will automatically power on when connected. To power off, disconnect the power cable.

### **5.2 Volume Control**

Adjust the volume directly from your connected Bluetooth device (smartphone, tablet, etc.).

### **5.3 Bluetooth Range**

The speakers maintain a stable Bluetooth connection up to 20 meters (65 feet) in open areas. Obstructions such as walls or dense foliage may reduce this range.

### **5.4 Single-Device Pairing**

Please note that these speakers do not support TWS (True Wireless Stereo) functionality. They can only be paired with one Bluetooth device at a time and cannot connect to multiple speakers simultaneously for a synchronized audio experience.

## **6. MAINTENANCE**

### **6.1 Cleaning**

To clean the speakers, gently wipe the exterior with a damp cloth. Avoid using harsh chemicals or abrasive cleaners, as these may damage the finish. Ensure the power is disconnected before cleaning.

### **6.2 Weather Resistance**

The Herdio Outdoor Rock Speakers are designed with an IPX7 waterproof rating, making them highly resistant to rain, splashes, and temporary submersion. While they are built for all-weather use, it is recommended to avoid prolonged submersion or exposure to extreme conditions to maximize their lifespan.





## IPX7 WATERPROOF ROCK SPEAKERS

A super-tough IPX7 waterproof speaker, resilient to wind, sun, rain, and falls. It maintains its robustness as new and its color stays vibrant without fading.

Image: IPX7 Waterproof Feature

### 6.3 Waterproof Test Video

Your browser does not support the video tag.

Video: This video demonstrates the waterproof capabilities of the Herdio Outdoor Rock Bluetooth Speakers under direct water spray.

## 7. TROUBLESHOOTING

If you encounter any issues with your Herdio Outdoor Rock Speakers, please refer to the following common troubleshooting steps:

- **No Power:**
  - Ensure the 2.5M waterproof charging power cable is securely connected to the Main Speaker and a functional power outlet.
  - Check if the power outlet is active.
- **No Sound:**

- Verify that the speakers are powered on and successfully paired with your Bluetooth device.
- Increase the volume on both your Bluetooth device and the speakers.
- Ensure the 5M waterproof speaker connection cable is securely connected between the Main and Sub Speakers, with arrows aligned.

- **Bluetooth Disconnection or Pairing Issues:**

- Ensure your Bluetooth device is within the 20-meter (65-foot) operating range and there are no significant obstructions.
- Turn off and then turn on Bluetooth on your device, then attempt to re-pair.
- If issues persist, try forgetting the device from your Bluetooth settings and pairing again.

- **Poor Sound Quality:**

- Check the audio source quality. Low-quality audio files or streaming can result in poor sound.
- Ensure speakers are placed optimally and not obstructed.
- Reduce the distance between the Bluetooth device and the speakers.

## 8. SPECIFICATIONS



Feature	Specification
Model Name	HE-RS4BTB
Speaker Type	Outdoor
Mounting Type	Floor Standing
Speaker Size	4 Inches
Speaker Maximum Output Power	200 Watts (100W * 2)
Rated Power	40W * 2
Impedance	4 Ohm
Sensitivity	88 dB
Frequency Response	60Hz~10KHz
Waterproof Rating	IPX7
Wireless Communication Technology	Bluetooth 5.3
Bluetooth Range	20 Meters (65 Feet)
Product Dimensions (D x W x H)	10.6" x 8.7" x 9.6" (27cm x 22cm x 24.5cm)
Item Weight	12.52 pounds
Material	Resin and Fiber
Power Source	Corded Electric
Control Method	Remote, Touch (via connected device)
Compatible Devices	Laptop, Smartphone, Tablet

Model No:	HE-RS4BTB-US
Bluetooth Version:	Bluetooth 5.3
Connection Method:	Wired
Max Speakers Power:	100W * 2
Rated Power:	40W * 2
Impedance:	4 Ohm
Sensitivity:	88 dB
Frequency:	60Hz~10KHz
Waterproof Rating:	IPX7
Bluetooth Connection Distance:	32.81~65.62 Feet (10~20 Meters)
Waterproof Power Cord:	2.5M
Waterproof Connection Cable:	5M
Quantity used simultaneously:	Only 2 speakers can be used at the same time









Image: Detailed Product Specifications and Dimensions

### 9. WARRANTY AND SUPPORT

The Herdio Outdoor Rock Bluetooth Speakers come with a limited warranty. For specific details regarding warranty coverage, duration, and terms, please refer to the warranty information provided with your purchase or contact Herdio customer support.

If you require further assistance, have questions, or need to report an issue, please contact Herdio customer support through their official website or the contact information provided in your product packaging. Please have your model number (HE-RS4BTB) and purchase details ready when contacting support.



	<p><a href="#">Herdio Waterproof Indoor Outdoor Speakers Owner's Manual HOS-401 HOS-501 HOS-601</a></p> <p>This owner's manual provides detailed instructions for the Herdio HOS-401, HOS-501, and HOS-601 waterproof indoor/outdoor speakers, covering installation, wiring, setup, specifications, and warranty information.</p>
	<p><a href="#">Herdio High Performance In-Ceiling/In-Wall Speakers - Owner's Manual and Installation Guide</a></p> <p>This document provides installation instructions, technical specifications, and warranty information for Herdio's high-performance in-ceiling and in-wall speaker systems, including models like HCS418, HCS528, HCS628, and HCS828, with and without Bluetooth connectivity.</p>
	<p><a href="#">Herdio 6.5 &amp; 8 Inch Bluetooth Rock Speaker Series Quick Start Guide</a></p> <p>This guide provides setup and wiring instructions for Herdio 6.5-inch and 8-inch Bluetooth Rock Speaker Series, including models RS6GBT, RS8GBT, RS6G, and RS8G. Learn how to connect your speakers, pair Bluetooth devices, and understand the product's technical specifications and warranty.</p>
	<p><a href="#">Herdio Home Bluetooth Ceiling/Wall Speakers Dual Amplifier System Wiring Program</a></p> <p>This document outlines the wiring program and Bluetooth operations for Herdio Home Bluetooth In Ceiling/Wall Speakers, featuring a dual amplifier system. It provides step-by-step instructions for connecting speakers, amplifier boxes, and power adapters, along with guidance on pairing Bluetooth devices.</p>
	<p><a href="#">Herdio 6.5 inch / 8 inch Bluetooth Rock Speaker Series Quick Start Guide</a></p> <p>Quick start guide for Herdio Bluetooth Rock Speakers, covering setup, wiring, and technical specifications for the 6.5-inch and 8-inch series. Includes warranty information and model details.</p>
	<p><a href="#">Herdio 1618 In-Wall Bluetooth Audio Amplifier Receiver System - User Manual &amp; Specifications</a></p> <p>Detailed user manual and technical specifications for the Herdio 1618 In-Wall/Wall Mount BT Audio Control Amplifier Receiver System (Model 2AYZ2-1618). Learn about features, installation, power, Bluetooth pairing, and FCC compliance.</p>