

Arylic B50

Arylic B50 Bluetooth Amplifier User Manual

Model: B50

Brand: Arylic

1. INTRODUCTION

The Arylic B50 is a versatile 2-channel Bluetooth amplifier designed to enhance your home audio experience. It functions as both an audio transmitter and receiver, supporting advanced Bluetooth technologies like aptX HD for high-quality music transmission and reception. With multiple input options including HDMI ARC, DAC, and Phono in, the B50 seamlessly integrates with various audio sources, from smartphones and TVs to turntables.

Package Contents

Upon unboxing your Arylic B50, please ensure all the following items are present:

- Arylic B50 Bluetooth Amplifier Unit
- Remote Controller
- Quick Start Guide
- 24V/4.16A Power Supply
- External Antennas (2)

Package Includes



B50 Bluetooth Amplifier



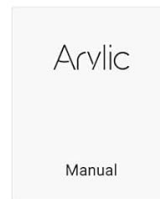
Remote Control



24V/4.16A
Power Supply



External Antennas



User Manual

Figure 1: Arylic B50 Package Contents

2. KEY FEATURES

The Arylic B50 is engineered with advanced features to deliver a superior audio experience:

- **Latest Generation Bluetooth Technology:** Adapts aptX HD technology with a Qualcomm Bluetooth chip, supporting Bluetooth 5.2 aptX HD, aptX AD, aptX, and aptX LL. It can transmit and receive HD music with two Bluetooth devices simultaneously.
- **Stable and Long-Distance Transmission:** High-end Bluetooth modules and precisely tuned antennas ensure a connection range of up to 15 meters with stable reception and transmission.
- **Rich Interfaces:** Features numerous interfaces for modern devices, including analog RCA, digital optical, HDMI ARC, Phono in, and USB. Compatible with smartphones, tablets, laptops, TVs, vinyl recorders (turntables), Xboxes, and set-top boxes. Includes a subwoofer output for external active subwoofers.
- **APP and Easy EQ Control:** The 'Go Control' app for iOS and Android provides an intuitive interface for

playback control, input mode switching, Bluetooth device connection, and in-depth equalization settings.

- **ACPWorkbench Audio Effects Tool:** A Windows program developed by Arylic for customizing the equalization of each channel, adjusting L/R balance, and adding various effects. Changes take effect in real-time, allowing for precise audio tuning.

High Quality Digital Sound

High Definition And Low Latency Bluetooth Audio

aptX HD and general Bluetooth SBC

aptX HD:	576kbps
aptX Adaptive:	Adjustable from 276–420kbps
aptX LL:	352kbps
SBC:	328kbps



Figure 2: High-Quality Digital Sound with aptX HD

Compatible Devices

Audio Source



Smart Phone



Tablet



TV(ARC)



Vinyl



Laptop / PC



Xbox/ PS4/5




CD Player



USB Disk



Audio Output



Passive Speaker



Active Subwoofer



Bluetooth headphones

Figure 3: Compatible Devices and Connectivity Options

3. SETUP GUIDE

Follow these steps to set up your Arylic B50 amplifier:

1. **Unpack and Place:** Carefully remove all components from the packaging. Place the B50 on a stable, flat surface with adequate ventilation.
2. **Attach Antennas:** Screw the two external antennas into their respective ports on the rear panel (BLE and BT). Ensure they are securely tightened for optimal wireless performance.
3. **Connect Speakers:** Connect your passive speakers to the speaker output terminals on the rear panel. Ensure correct polarity (+ to + and - to -).
4. **Connect Audio Sources:** Connect your desired audio sources (e.g., TV via HDMI ARC, turntable via Phono in, CD player via Line in, PC via USB) to the corresponding input ports on the rear panel.
5. **Connect Power:** Plug the 24V/4.16A power supply into the DC input port on the rear panel, then plug the power adapter into a wall outlet.

6. **Power On:** Press the 'ON/OFF' switch on the front panel to power on the unit. The status LEDs will illuminate.

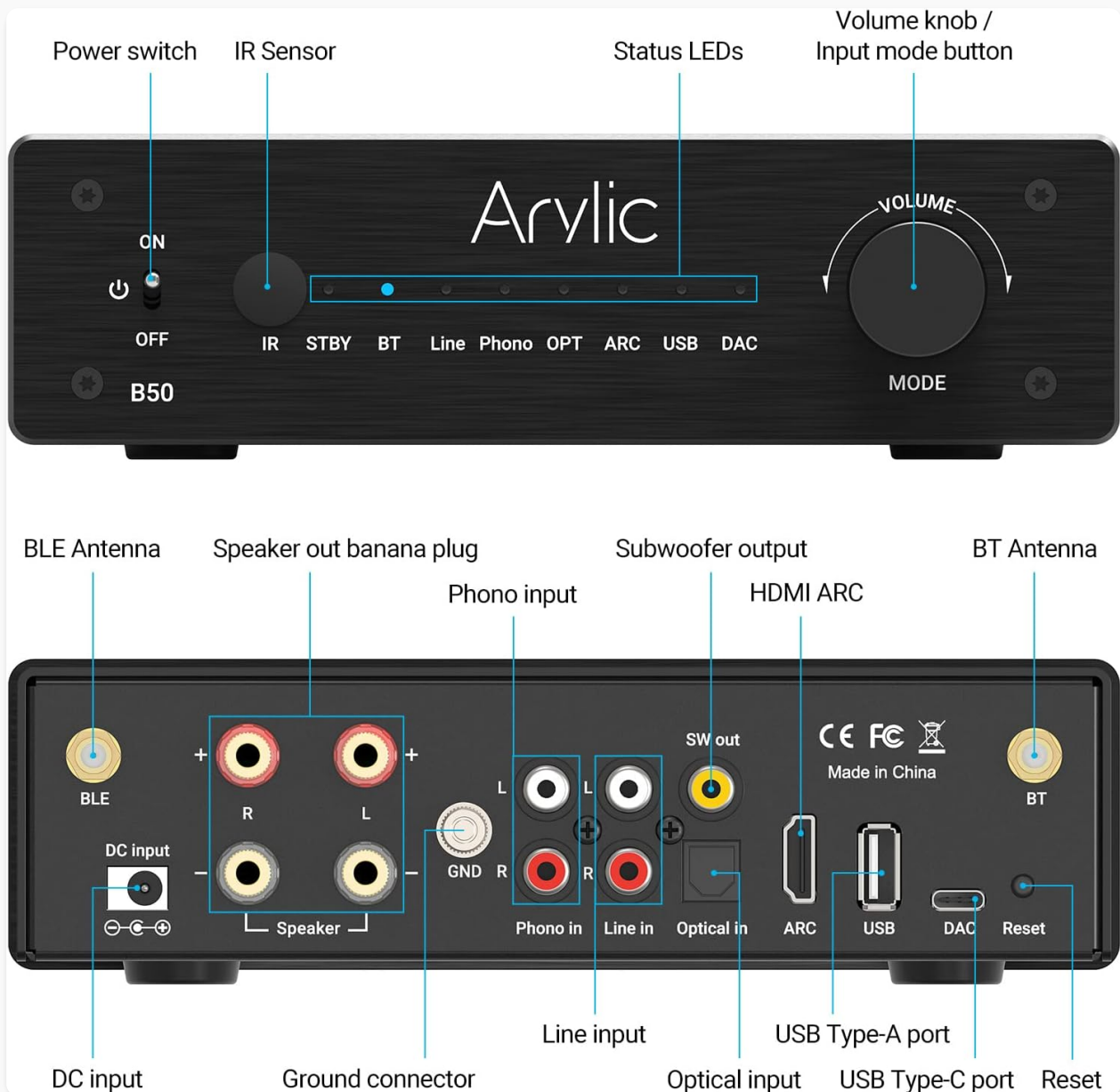


Figure 4: Front and Rear Panel Overview with Connection Points

4. OPERATING INSTRUCTIONS

Input Selection

You can switch between audio inputs using the 'MODE' button on the front panel, the included remote control, or the 'Go Control' mobile application. The illuminated LED on the front panel indicates the currently active input (IR, STBY, BT, Line, Phono, OPT, ARC, USB, DAC).

Bluetooth Operation

The B50 supports both Bluetooth reception (connecting to your phone/tablet) and transmission (connecting to Bluetooth headphones/speakers).

- **Bluetooth Reception:** Select 'BT' input. On your device, search for 'Arylic B50' and pair.
- **Bluetooth Transmission:** The B50 can transmit audio from any selected input to up to two Bluetooth headphones or speakers simultaneously. Refer to the Quick Start Guide for detailed pairing instructions for transmission mode.



Figure 5: Sharing Audio with Two Bluetooth Devices

Go Control App

Download the 'Go Control' app from your device's app store (iOS/Android). The app allows for comprehensive control over the B50, including:

- Playback control (volume, play/pause)
- Input source switching
- Bluetooth device management
- Detailed EQ settings (treble, mid, bass, balance, crossover, deep bass)
- Device name customization and firmware version check

Free iOS & Android GO CONTROL App

Easy to control

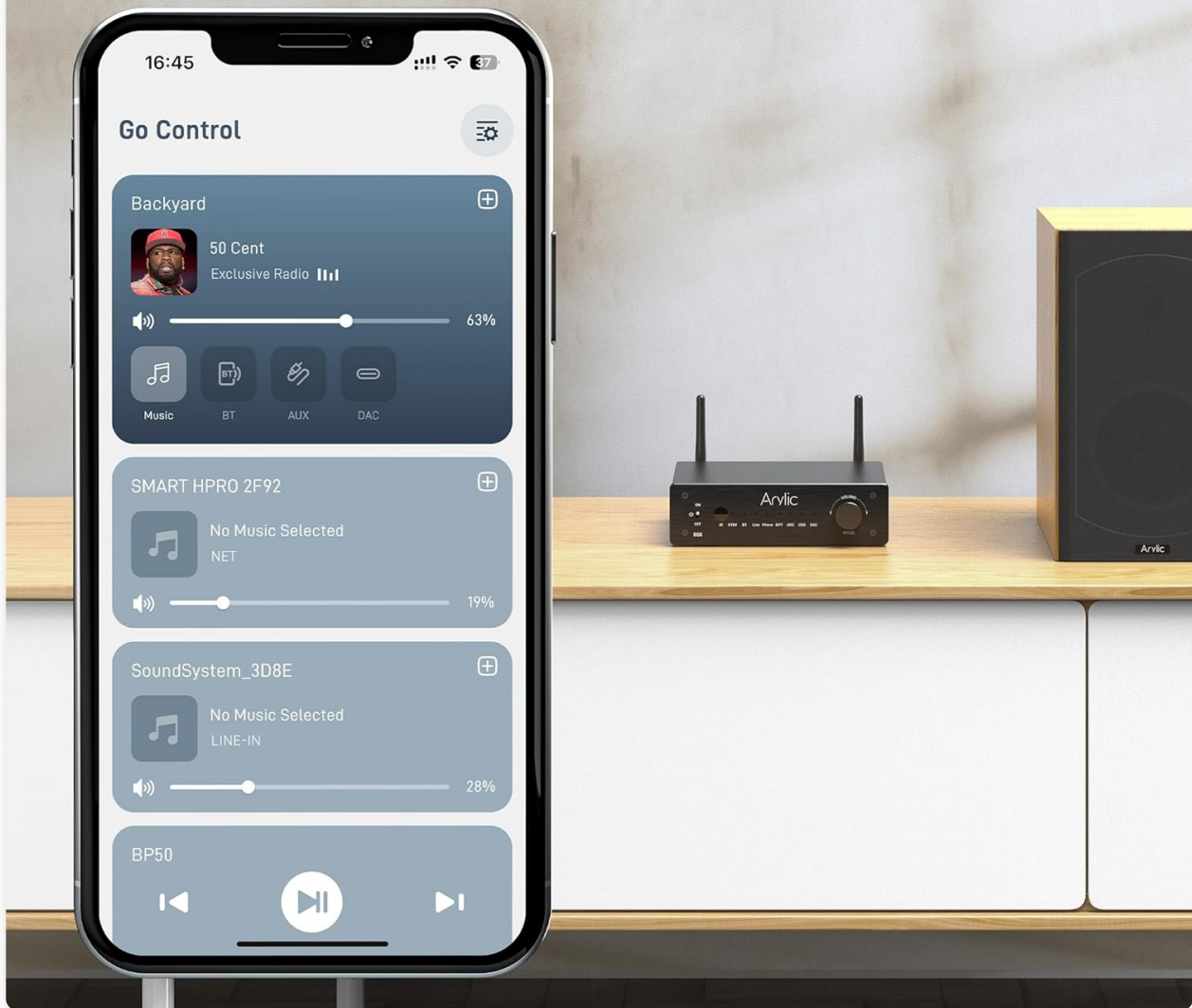


Figure 6: Go Control App Interface

ACPWorkbench Audio Effects Tool

For advanced audio customization, the ACPWorkbench is a Windows-based software tool (available for a fee) that allows you to:

- Adjust frequency response for each channel
- Fine-tune L/R balance
- Apply various audio effects

Changes made in ACPWorkbench are applied in real-time, enabling immediate auditioning of adjustments. Settings can be saved and applied to other compatible Arylic devices.

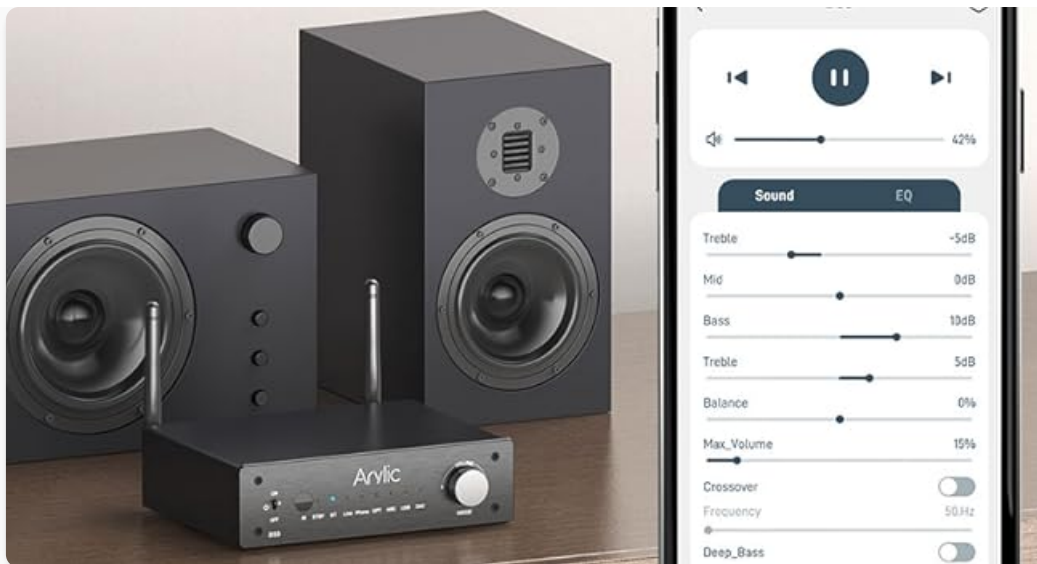


Figure 7: ACPWorkbench Tuning Tool

Official Product Video

Video 1: B50 Bluetooth Amplifier with Audio Transmitter. This video demonstrates the key features and connectivity options of the Arylic B50 Bluetooth Amplifier, including its role as a transmitter and receiver, various input/output ports, and app control capabilities.

5. MAINTENANCE

To ensure the longevity and optimal performance of your Arylic B50, follow these maintenance guidelines:

- **Cleaning:** Use a soft, dry cloth to wipe the exterior of the unit. Avoid using liquid cleaners, aerosols, or abrasive chemicals, as they may damage the finish or internal components.
- **Ventilation:** Ensure the amplifier has adequate ventilation. Do not block any ventilation openings. Avoid placing the unit in enclosed spaces or on soft surfaces that may impede airflow.
- **Environment:** Keep the unit away from direct sunlight, heat sources, excessive dust, moisture, and strong electromagnetic fields.
- **Power Off:** When not in use for extended periods, it is recommended to power off the unit and unplug it from the power outlet.

6. TROUBLESHOOTING

If you encounter issues with your Arylic B50, please refer to the following common troubleshooting steps:

Problem	Possible Cause	Solution
---------	----------------	----------

Problem	Possible Cause	Solution
No power	Power cable not connected; Power outlet not active	Ensure power cable is securely connected to the unit and a working outlet. Check the power switch.
No sound output	Incorrect input selected; Speaker cables loose/incorrectly connected; Volume too low; Mute active	Verify the correct input source is selected. Check all speaker connections for proper polarity and secure fit. Increase volume. Ensure mute is off.
Bluetooth pairing issues	Device not in pairing mode; Out of range; Interference	Ensure the B50 is in Bluetooth input mode. Move devices closer. Reduce interference from other wireless devices. Try re-pairing.
Low volume or distorted sound	Input signal too low; Speaker impedance mismatch; Firmware issue	Check the output level of your source device. Ensure your speakers' impedance matches the amplifier's specifications. Consider checking for firmware updates on the Arylic website if issues persist.
Remote control not working	Batteries depleted; Obstruction to IR sensor	Replace remote batteries. Ensure no objects are blocking the line of sight between the remote and the B50's IR sensor.

If the problem persists after attempting these solutions, please contact Arylic customer support for further assistance.

7. SPECIFICATIONS

Feature	Detail
Model Number	B50
Output Power	50W x 2 (4 Ohm) / 30W x 2 (8 Ohm)
Bluetooth Version	5.2
Bluetooth Codecs	aptX HD, aptX AD, aptX, aptX LL, SBC
Inputs	Analog RCA (Line in, Phono in), Digital Optical, HDMI ARC, USB Type-A, USB Type-C (DAC)
Outputs	Speaker (Banana plug), Subwoofer (SW out), Bluetooth (Transmission)
Control Methods	Front Panel Buttons, Remote Control, 'Go Control' App (iOS/Android), ACPWorkbench (Windows)

Feature	Detail
Package Dimensions	9.17 x 8.27 x 5.04 inches
Item Weight	7 ounces
Manufacturer	Rakoit Technology (Shenzhen) Co., Ltd.

8. WARRANTY AND SUPPORT

Arylic products are designed and manufactured to the highest quality standards. For information regarding warranty coverage, terms, and conditions, please refer to the specific warranty card included with your product or visit the official Arylic website.

For technical support, product inquiries, or service requests, please contact Arylic customer support through their official channels. You can typically find contact information on the Arylic website or within the Quick Start Guide.