



[Manuals.plus](#) /

> [Sanag](#) /

> Sanag AI Language Translator Clip-On Earbuds User Manual

Sanag S9S

Sanag AI Language Translator Clip-On Earbuds User Manual

Model: S9S

INTRODUCTION

Thank you for choosing the Sanag AI Language Translator Clip-On Earbuds. These innovative earbuds combine comfortable open-ear design with advanced AI-powered real-time language translation capabilities, alongside high-quality audio. This manual provides essential information for setting up, operating, maintaining, and troubleshooting your device to ensure optimal performance and a seamless user experience.

WHAT'S IN THE BOX

Please check the contents of your package. If any items are missing or damaged, please contact customer support.

- Sanag AI Language Translator Clip-On Earbuds (Left and Right)
- Wireless Charging Case
- User Manual (this document)
- Ear Cushions

PRODUCT OVERVIEW



The Sanag AI Language Translator Clip-On Earbuds are shown nestled within their sleek wireless charging case. The earbuds feature a unique clip-on design for secure and comfortable wear, while the case provides convenient charging and storage.



A detailed view of the 13.4mm titanium-plated acoustic unit, highlighting the large diaphragm designed for an ultra-surge galactic sound field, offering stronger bass and increased soundstage for high-resolution audio.

SETUP

1. Charging the Earbuds and Case

Before first use, fully charge the earbuds and the charging case. The charging case has a 400mAh battery capacity.

1. Place the earbuds into the charging case, ensuring they are correctly seated.
2. Connect the charging case to a power source using a compatible USB-C cable (not included).

3. The indicator light on the case will show charging status. A full charge takes approximately 2 hours for both the earbuds and the case.



The image illustrates the impressive battery life, with 7 hours of monaural playback and a compound battery life of 40 hours when combined with the charging case, providing extended usage.

2. Bluetooth Pairing

The earbuds utilize Bluetooth 5.4 for a stable connection up to 10 meters.

1. Open the charging case. The earbuds will automatically enter pairing mode (indicator lights will flash).
2. On your device (smartphone, tablet, etc.), go to Bluetooth settings and turn Bluetooth on.
3. Select "Sanag S9S" (or similar model name) from the list of available devices.
4. Once connected, the indicator lights on the earbuds will stop flashing.

Patented Bluetooth Flash Connect 9.0 Powerful Performance With Full Pull



This image highlights the Patented Bluetooth Flash Connect 9.0 technology, indicating powerful performance with full pull and up to 200% maximum speed for quick and stable connections.

3. App Installation (Optional but Recommended)

For full functionality, including advanced translation features and touch control customization, download the official Sanag app from your device's app store.

OPERATING INSTRUCTIONS

1. Wearing the Earbuds

The Sanag S9S earbuds feature a clip-on design for comfortable and secure placement on your ear, allowing for an open-ear listening experience.

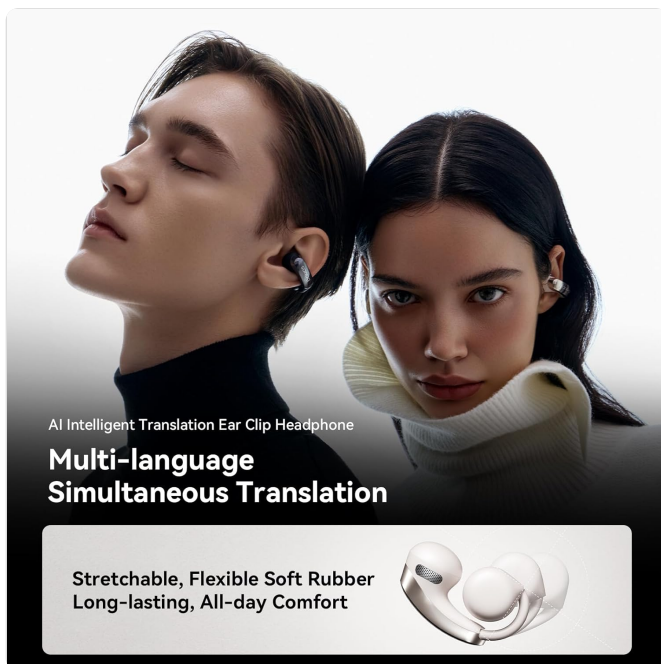
2. Basic Touch Controls

The earbuds support touch control for various functions. Specific gestures can be customized via the Sanag app.

- **Play/Pause:** Single tap on either earbud.
- **Next Track:** Double tap on the right earbud.
- **Previous Track:** Double tap on the left earbud.
- **Answer/End Call:** Single tap on either earbud.
- **Reject Call:** Press and hold either earbud.
- **Activate Voice Assistant:** Triple tap on either earbud.

3. AI Language Translation

The core feature of these earbuds is their real-time language translation capability, supporting 10 languages for face-to-face communication and voice-to-text translation.



This image depicts two individuals wearing the AI intelligent translation ear clip headphones, illustrating the multi-language simultaneous translation feature. The earbuds are designed with stretchable, flexible soft rubber for long-lasting, all-day comfort.




The image demonstrates face-to-face communication with real-time interpretation. By connecting via Bluetooth and using the

Sanag app, the earbuds support a variety of commonly used languages for simultaneous interpretation, acting as a valuable tool for cross-language communication in various settings.

- **Real-Time Translation:** Open the Sanag app, select the desired translation mode (e.g., face-to-face, voice-to-text), and choose the source and target languages.
- **Multi-language Support:** The device supports 10 languages for real-time translation, facilitating communication across different linguistic backgrounds.
- **Voice to Text:** Convert spoken words into text, useful for transcribing conversations or notes.

4. Audio Features

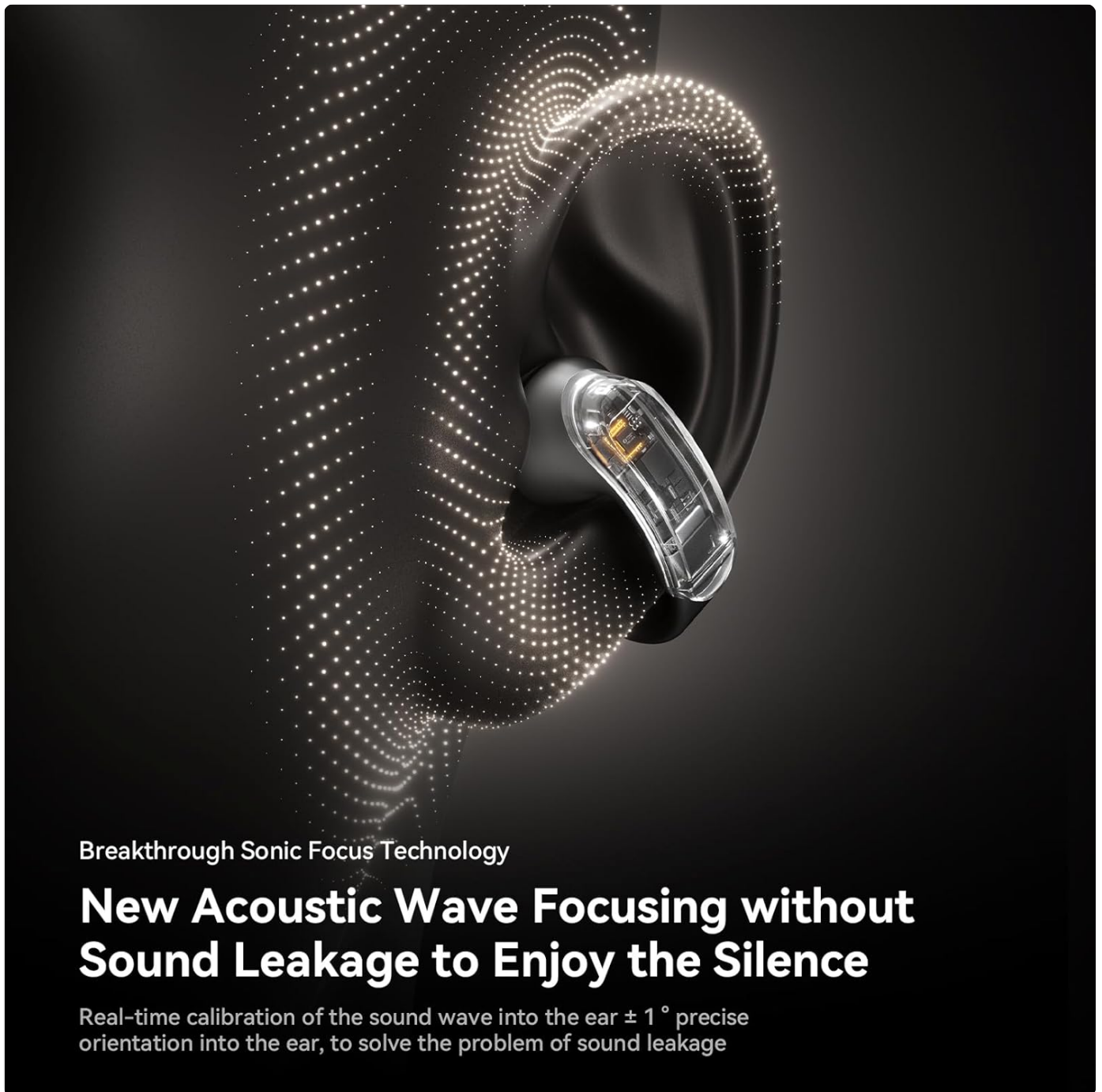
- **Spatial Audio Experience:** Enjoy an immersive, three-dimensional audio experience that replicates natural sound, enhancing depth and direction.
- **Active Noise Cancellation (ANC):** The earbuds feature active noise cancellation for a clearer listening experience, especially during calls.
- **Beamforming Noise Reduction:** Dual-mic BF directional noise reduction ensures clear calls without external interference.



This image illustrates the dual-mic beamforming directional noise reduction technology, which provides more accurate voice tracking and a more efficient pickup range, shielding 96% from external noise for clear calls.



The image highlights the 12 Dynamic Spatial Algorithms for Ear-moving Sound Immersion, featuring Dynamic Tracking Spatial Audio and Head Tracking Spatial Audio, with modes for Close (standard stereo), Static (fixed source direction), and Dynamic (variable with movement).



Breakthrough Sonic Focus Technology

New Acoustic Wave Focusing without Sound Leakage to Enjoy the Silence

Real-time calibration of the sound wave into the ear $\pm 1^\circ$ precise orientation into the ear, to solve the problem of sound leakage

This image showcases the breakthrough Sonic Focus Technology, which enables new acoustic wave focusing without sound leakage. It involves real-time calibration of the sound wave into the ear with precise orientation to solve the problem of sound leakage, allowing users to enjoy silence.

MAINTENANCE

Cleaning

Regular cleaning helps maintain the performance and longevity of your earbuds.

- Use a soft, dry, lint-free cloth to wipe the earbuds and charging case.
- Do not use abrasive cleaners, solvents, or aerosol sprays.
- Gently clean the charging contacts on both the earbuds and the case with a dry cotton swab if needed.

Water Resistance

The earbuds are rated as waterproof. However, this does not mean they are suitable for prolonged submersion or use during swimming. Avoid exposing them to saltwater, chlorinated water, or other chemicals. Dry them thoroughly if they get wet.

Storage

When not in use, store the earbuds in their charging case to protect them from dust and damage.

TROUBLESHOOTING

If you encounter issues with your Sanag AI Language Translator Clip-On Earbuds, please refer to the common solutions below.

Problem	Possible Solution
Earbuds not pairing	Ensure earbuds are charged. Turn off and on Bluetooth on your device. Forget the device in Bluetooth settings and re-pair. Place earbuds back in case, close, then reopen.
No sound from earbuds	Check volume levels on your device and earbuds. Ensure earbuds are connected. Try playing different audio sources.
Translation not working	Ensure the Sanag app is open and connected. Check internet connection (if required for translation). Verify language settings in the app. Speak clearly and at a moderate pace.
Charging issues	Ensure charging cable is securely connected. Try a different USB port or power adapter. Clean charging contacts on earbuds and case.
Poor call quality	Ensure earbuds are properly worn. Check for obstructions near microphones. Move closer to your connected device.

If the problem persists after trying these solutions, please contact Sanag customer support.

SPECIFICATIONS

Feature	Detail
Model Name	S9S
Connectivity Technology	Bluetooth
Wireless Communication Technology	Bluetooth
Bluetooth Version	5.4
Bluetooth Range	10 Meters
Noise Control	Active Noise Cancellation
Control Type	Touch Control
Control Method	App, Touch
Water Resistance Level	Waterproof
Battery Life (Earbuds)	7 Hours (Monaural Playback)
Battery Life (with Case)	40 Hours (Compound Battery Life)
Charging Time	2 Hours (Earbuds & Case)
Audio Driver Type	Balanced Armature Driver

Feature	Detail
Frequency Range	20 Hz - 20,000 Hz
Impedance	80 Ohm
Earpiece Shape	Clip-on
Form Factor	Open-ear
Product Dimensions	3 x 1.7 x 1 inches
Item Weight	6.4 ounces
Manufacturer	Dongguan Chiyuan Jizhi Electronic Technology Co., Ltd

WARRANTY AND SUPPORT

Sanag products are designed for reliability and performance. For information regarding warranty coverage, please refer to the warranty card included with your purchase or visit the official Sanag website.

For technical support, troubleshooting assistance, or any inquiries not covered in this manual, please contact Sanag customer service through the contact information provided on the official website or your purchase platform.