

Manuals.plus /

› HOIFA /

› HOIFA P98 Smart Watch User Manual

HOIFA P98

HOIFA P98 Smart Watch User Manual

Model: P98

INTRODUCTION

This manual provides detailed instructions for the HOIFA P98 Smart Watch. Please read this manual carefully before using the device to ensure proper operation and to fully utilize all its features. The HOIFA P98 Smart Watch is designed to assist with daily activity tracking, health monitoring, and smart communication.



Image: HOIFA Smart Watch P98 on a user's wrist, highlighting its wellness management capabilities.

PACKAGE CONTENTS

Verify that all items are present in the package:

- HOIFA P98 Smart Watch
- Charging Cable
- User Manual

Size & Package Contents



Image: Visual representation of the HOIFA P98 Smart Watch dimensions and included accessories: the watch, charging cable, and user manual.

SETUP GUIDE

1. Charging the Device

Before first use, fully charge your HOIFA P98 Smart Watch. Connect the magnetic charging cable to the charging contacts on the back of the watch and plug the USB end into a power adapter (not included) or a computer USB port. A full charge typically takes approximately 2.5 hours.

Ultra-long Battery Life & Magnetic Fast Charging

30 Days
Standby
time

7 Days
Daily Use
Time

2.5 Hours
Charing
Time



Image: The HOIFA P98 Smart Watch connected to its magnetic charging cable, illustrating the charging process.

2. App Installation and Pairing

To unlock the full functionality of your smart watch, download and install the companion application on your smartphone.

1. **Enable Bluetooth:** Ensure Bluetooth is enabled on your smartphone.
2. **Download GloryFit App:** Search for 'GloryFit' in the Google Play Store (for Android) or Apple App Store (for iOS) and install it.
3. **Open App and Pair:** Open the GloryFit app, navigate to the device section, and select 'Add device'. The app will scan for available devices. Select 'P98' from the list to initiate pairing.
4. **Confirm Pairing:** Follow any on-screen prompts on both your phone and watch to confirm the pairing.

Tout d'abord, assurez-vous de connecter votre montre intelligente via l'application "GloryFit"



Comment passer un appel, veuillez suivre ? Suivez ces étapes :

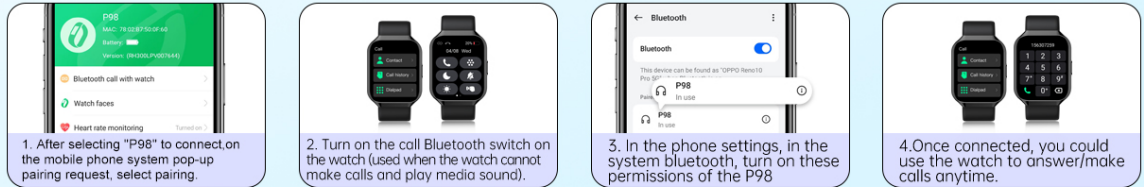


Image: Step-by-step visual guide for connecting the HOIFA P98 Smart Watch to a smartphone using the GloryFit application.

OPERATING INSTRUCTIONS

Display and Navigation

The HOIFA P98 features a 1.96-inch HD full touch screen for intuitive interaction.

- **Swipe Up/Down:** Navigate through menus and notifications.
- **Swipe Left/Right:** Access quick functions or widgets.
- **Tap:** Select an item or confirm an action.
- **Side Button:** Press to return to the home screen or wake the device.



Image: The HOIFA P98 Smart Watch showcasing its 1.96-inch HD display with various health and time indicators.

Bluetooth Calls

Once paired with your smartphone, the watch supports making and receiving calls directly from your wrist.

- **Answering Calls:** When a call comes in, tap the green icon on the watch screen.
- **Making Calls:** Access the dial pad or contact list on the watch to initiate a call.

BLUETOOTH CALL

Make or answer calls directly on the watch at anytime and anywhere




Microphone



Call logs



Speaker



Dial pad



Contacts



Image: A user interacting with the HOIFA P98 Smart Watch to answer a call, illustrating the Bluetooth call feature.

Smart Notifications

Receive notifications from various apps directly on your watch.

- Ensure app notifications are enabled in the GloryFit app settings on your phone.
- Supported notifications include Instagram, WhatsApp, Twitter, Facebook, Skype, Line, and more.

MESSAGE NOTIFICATION

Supports multiple app emails, message reminders.
Never miss any important message



Image: The HOIFA P98 Smart Watch showing a message notification, with icons of various social media applications.

Health Monitoring

The P98 Smart Watch provides continuous monitoring of key health metrics.

- **Heart Rate Monitor:** Tracks your heart rate 24/7. View real-time data on the watch or detailed trends in the app.
- **Sleep Monitor:** Analyzes your sleep patterns, including deep sleep, light sleep, and awake times.
- **Blood Oxygen (SpO2) Monitor:** Measures your blood oxygen levels.

24H All-Day Health Index Monitoring



Sleep Monitor



Heart Rate Monitor



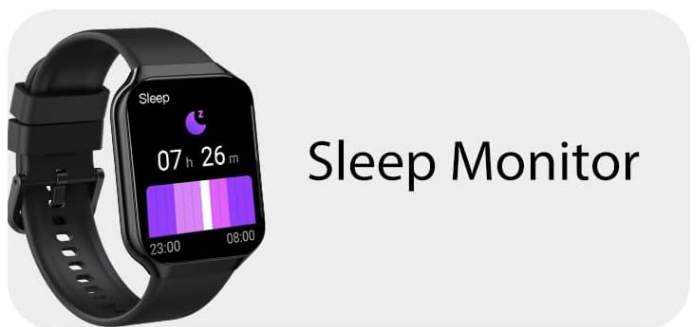
Blood Oxygen Monitor



Heart Rate



Blood Oxygen



Sleep Monitor

Image: Visual representation of the HOIFA P98 Smart Watch's health monitoring features, including heart rate, blood oxygen, and sleep tracking.

Sports Modes and Activity Tracking

The watch supports over 113 sports modes to track your workouts and daily activities.

- **Activity Tracking:** Records steps, distance, calories burned, and active time throughout the day.
- **Sports Modes:** Select from various activities like running, cycling, yoga, swimming, and more to get specific workout data.

113+ SPORTS MODES

Workout Modes & All-day Activity Tracking



860 kcal



12.8 km



2040 steps



Image: The HOIFA P98 Smart Watch displaying its diverse range of 113+ sports modes and activity tracking metrics.

Other Functions

The HOIFA P98 Smart Watch includes a variety of practical features:

- Alarm Clock
- Stopwatch
- Timer
- Camera Control (remote shutter)
- Weather Information
- Music Playback/Control
- Breathing Training
- Female Health Tracking
- Voice Assistant
- Find Phone function

Multifunctional Smartwatch



Image: A collage of screens from the HOIFA P98 Smart Watch demonstrating its multifunctional capabilities, including music control, timer, remote camera, and more.


BATTERY LIFE AND CHARGING

The HOIFA P98 Smart Watch is equipped with a 300mAh battery, offering extended usage times.


- **Charging Time:** Approximately 2.5 hours for a full charge.
- **Daily Use:** Up to 5-7 days of battery life with typical usage.
- **Standby Time:** Up to 26-30 days in standby mode.


Ultra-long Battery Life & Magnetic Fast Charging



 iOS and Android compatible

 **30 Days**
Standby time

 **26 Days**
Power-saving mode

 **5-7 Days**
Daily Use


 **2.5 Hours**
Charging time

Image: Infographic detailing the HOIFA P98 Smart Watch's battery performance: 30 days standby, 5-7 days daily use, and 2.5 hours charging time.

WATER RESISTANCE

The HOIFA P98 Smart Watch has an IP68 water and dust resistant rating.

- It is suitable for daily activities such as washing hands, sweating, and can be worn during swimming.
- Avoid hot water, saunas, or diving, as extreme temperatures and pressure can compromise the seal.

IP68 WATERPROOF

IP68 water and dust resistant rating, built-in waterproof speakers and microphones, the watch can be used even when washing hands and in the rain.



Sweat proof



Rinse



Dust Proof



Rain Proof

Image: The HOIFA P98 Smart Watch with water droplets, visually representing its IP68 waterproof capabilities for sweat, rinse, dust, and rain protection.

CUSTOMIZATION

Personalize your watch face to match your style or mood.

- The GloryFit app offers over 250 exquisite online dials.
- You can also customize the dial using your own photos.

1.96" HD Touch Screen

You can choose from over 200 themed dials in the GloryFit app or customise the dial with your favourite photos.



Image: The HOIFA P98 Smart Watch displaying a custom watch face, with a smartphone screen showing the GloryFit app's customization options.

MAINTENANCE

To ensure the longevity and optimal performance of your HOIFA P98 Smart Watch, follow these maintenance guidelines:

- **Cleaning:** Regularly clean the watch screen and strap with a soft, dry cloth. If necessary, use a slightly damp cloth and mild soap for the strap, then rinse and dry thoroughly.
- **Charging Contacts:** Keep the charging contacts on the back of the watch clean and dry to ensure efficient charging.
- **Avoid Chemicals:** Do not expose the watch to strong chemicals, detergents, or solvents, as these can damage the materials.
- **Storage:** Store the watch in a cool, dry place when not in use.

TROUBLESHOOTING

If you encounter issues with your HOIFA P98 Smart Watch, refer to the following common solutions:

Problem	Possible Solution
Watch does not turn on	Ensure the watch is fully charged. Connect it to the charger for at least 30 minutes.
Cannot pair with phone	Make sure Bluetooth is enabled on your phone. Restart both the watch and your phone. Ensure the GloryFit app is installed and has necessary permissions. Try pairing again through the app.
Notifications not received	Check app notification settings in the GloryFit app. Ensure your phone's notification settings allow the GloryFit app to send notifications. Keep the watch connected via Bluetooth.
Inaccurate health data	Ensure the watch is worn snugly on your wrist, not too tight or too loose. Clean the sensor on the back of the watch. Avoid excessive movement during measurements.
Short battery life	Reduce screen brightness. Turn off unnecessary features like continuous heart rate monitoring if not needed. Limit frequent screen wake-ups.

SPECIFICATIONS

Feature	Detail
Model Number	P98
Display Size	1.96 Inches HD Touch Screen
Battery Capacity	300mAh Lithium Polymer
Battery Life (Daily Use)	5-7 Days
Battery Life (Standby)	Up to 26-30 Days
Charging Time	Approx. 2.5 Hours
Water Resistance	IP68
Connectivity	Bluetooth
Operating System	watchOS 1 (as per product data, note: this is likely a generic OS name, not Apple's watchOS)
Compatibility	iOS and Android
Item Weight	3.52 ounces
Manufacturer	HOIFA

WARRANTY AND SUPPORT

For warranty information and customer support, please refer to the documentation included with your purchase or contact HOIFA customer service through their official channels. Keep your purchase receipt as proof of purchase.