

[manuals.plus](#) /

- › [8Bitdo](#) /
- › [8BitDo Retro 87 Mechanical Keyboard User Manual - Xbox Edition](#)

8Bitdo 6922621506591

8BitDo Retro 87 Mechanical Keyboard with RGB Backlight - Xbox Edition User Manual

Model: 6922621506591 | Brand: 8BitDo

INTRODUCTION

This manual provides comprehensive instructions for the 8BitDo Retro 87 Mechanical Keyboard, Xbox Edition. Designed with inspiration from the original Xbox console, this keyboard offers a blend of retro aesthetics and modern functionality, compatible with Windows and Android devices. Please read this manual thoroughly to ensure proper setup, operation, and maintenance of your keyboard.



Figure 1: 8BitDo Retro 87 Mechanical Keyboard and included Dual Super Buttons.

KEY FEATURES

- **Xbox-Inspired Design:** Features a transparent green casing and integrated Xbox button, reminiscent of the original Xbox console.
- **Multi-Platform Compatibility:** Compatible with Windows 10 (1903) or above, and Android 9.0 or above. (Note: Not for Xbox consoles).
- **RGB Backlight:** Offers 8 distinct light modes for customizable visual effects.
- **87 Keys Layout:** Compact design with function shortcut keys and Fn lock.
- **Kailh Jellyfish X Switches:** Provides a tactile typing experience.
- **Hot-Swappable PCB:** Allows for easy switch replacement and customization.
- **N-Key Rollover Support:** Ensures all key presses are registered accurately, even during rapid typing or gaming.
- **Double-Layered ABS Keycaps:** Durable keycaps with a matte UV coating and MDA-like height.
- **Top Mount Style:** Robust keyboard construction.

- **Dual Super Buttons:** Large, programmable keys for fast-mapping without software. Connect up to 4 sets.
- **Multiple Connectivity Modes:** Supports Bluetooth, 2.4G wireless, and USB-C wired connections.
- **8BitDo Ultimate Software V2:** Software for advanced customization of key mapping, macros, and RGB lighting.



Figure 2: The keyboard's design is inspired by the iconic transparent green Xbox console.

SETUP

1. Unboxing and Initial Inspection

Carefully remove all components from the packaging. The box should contain the 8BitDo Retro 87 Mechanical Keyboard, a 2.4G adapter, Dual Super Buttons, a USB-C cable, and this instruction manual.



Figure 3: Product packaging and contents.

2. Connectivity Options

The keyboard supports three connection modes: Bluetooth, 2.4G wireless, and wired USB-C.

- **2.4G Wireless:** Locate the 2.4G adapter (dongle) stored in the magnetic compartment on the underside of the keyboard. Plug the adapter into an available USB port on your Windows PC or Android device. Switch the keyboard's mode dial to "2.4G".
- **Bluetooth:** Switch the keyboard's mode dial to "BT". On your device, search for Bluetooth devices and select "8BitDo Retro 87 Keyboard" to pair.
- **Wired USB-C:** Connect the provided USB-C cable from the keyboard to a USB port on your device. The keyboard will automatically switch to wired mode.



Figure 4: Magnetic adapter compartment on the keyboard's underside.



Figure 5: Details of the hot-swappable PCB, magnetic adapter, and double-layered keycaps.

3. Software Installation (Optional but Recommended)

For full customization of key mapping, macros, and RGB lighting, download and install the 8BitDo Ultimate Software V2 from the official 8BitDo website. Ensure your system meets the minimum requirements (Windows 10 (1903) or above, Android 9.0 or above).

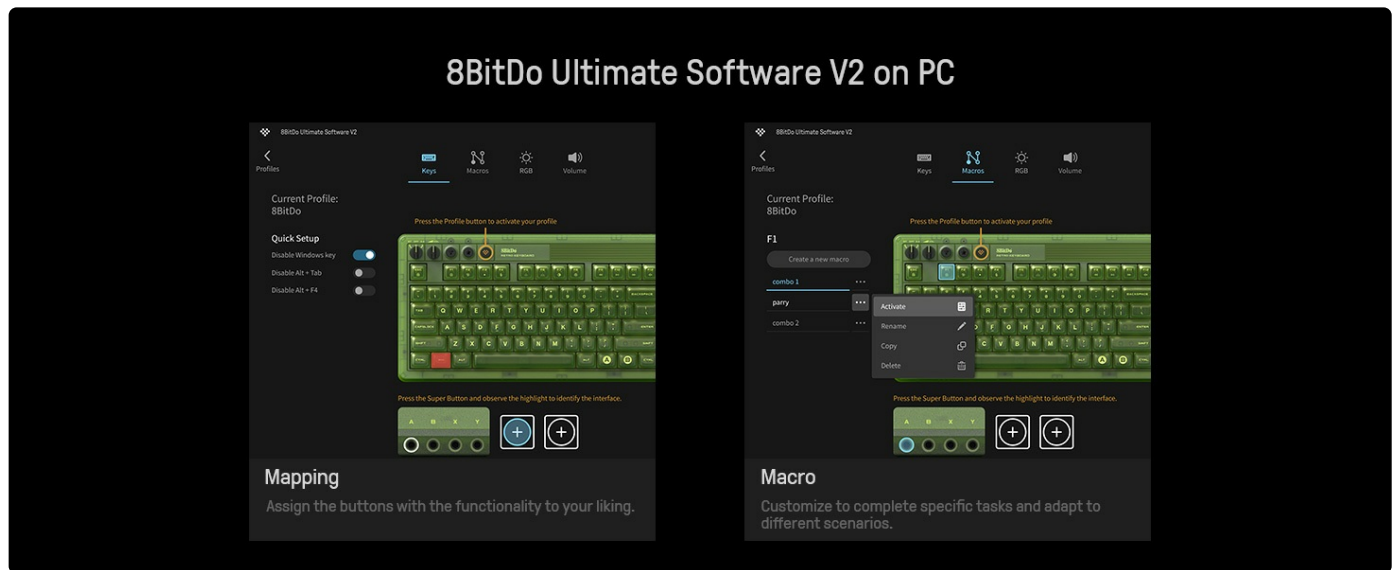


Figure 6: 8BitDo Ultimate Software V2 interface for key mapping and macro customization.

OPERATING INSTRUCTIONS

1. Basic Keyboard Use

The 87-key layout provides all standard keyboard functions. Utilize the Fn key in combination with other keys for various shortcuts, as indicated by the secondary legends on the keycaps.

2. RGB Backlight

The keyboard features an RGB backlight with 8 different lighting modes. Cycle through these modes using the dedicated backlight control keys (often combined with the Fn key or accessible via the software). The transparent keycaps allow the vibrant lights to shine through, enhancing the visual experience.



Figure 7: The keyboard's RGB backlight illuminates the transparent keycaps.

Your browser does not support the video tag.

Video 1: Official product video showcasing the 8BitDo Retro 87 Mechanical Keyboard's features, including RGB lighting and Super Buttons.

3. Integrated Xbox Button

The dedicated Xbox button on the keyboard allows for quick activation of the Windows Game Bar, optimizing your PC gaming sessions.




Figure 8: The integrated Xbox button for quick access to Windows Game Bar.

4. Dual Super Buttons

The included Dual Super Buttons are large, programmable keys that can be assigned macros or other functions without the need for software. Simply connect them to the keyboard. Up to 4 sets of Super Buttons can be connected simultaneously for expanded functionality.




Figure 9: The Dual Super Buttons offer additional programmable inputs.

5. Independent Control Panel

The keyboard features an independent control panel with intuitive dials and buttons for managing connections, adjusting volume, and mapping functions. This allows for quick adjustments without interrupting your workflow or game.

Simplicity at its best: Independent Control Panel

Easily manage connections, adjust volume, and map buttons with intuitive controls. Say goodbye to complex shortcuts and enjoy simple, effective operation with just a turn and a click.



Figure 10: The independent control panel for easy adjustments.

MAINTENANCE

- **Cleaning:** Use a soft, dry cloth to wipe down the keyboard. For deeper cleaning, especially between keycaps, use compressed air. Avoid liquid cleaners directly on the keyboard.
- **Keycap Removal:** The double-layered ABS keycaps can be carefully removed for cleaning or switch replacement

using a keycap puller (not included).

- **Switch Replacement:** The hot-swappable PCB allows for easy replacement of Kailh Jellyfish X switches. Use a switch puller (not included) to remove switches. Ensure replacement switches are compatible.
- **Storage:** When not in use, store the keyboard in a clean, dry environment away from direct sunlight and extreme temperatures.

TROUBLESHOOTING

Problem	Possible Cause	Solution
Keyboard not connecting via 2.4G/Bluetooth.	Incorrect mode selected, low battery, interference, pairing issue.	Ensure mode dial is set correctly. Charge the keyboard. Move closer to the receiver/device. Re-pair Bluetooth connection. Try a different USB port for the 2.4G adapter.
RGB backlight not working or displaying incorrectly.	Software issue, outdated firmware, incorrect settings.	Ensure 8BitDo Ultimate Software V2 is installed and updated. Check backlight settings within the software. Update keyboard firmware from the official 8BitDo website.
Keys are hard to read with backlight on.	Design characteristic of transparent keycaps.	This is a known characteristic. Adjust backlight brightness or mode for better visibility, or rely on touch typing.
Software not launching or experiencing glitches.	Outdated software version, system incompatibility.	Download the latest version of 8BitDo Ultimate Software V2. Ensure your operating system (Windows 10 (1903)+ or Android 9.0+) is supported. Restart your computer/device.

SPECIFICATIONS





Feature	Detail
Model Number	6922621506591
Connectivity	Bluetooth 5.0, Wireless 2.4G, Wired USB-C
Compatibility	Windows 10 (1903) or above, Android 9.0 or above
Keys	87 keys, N-key rollover
Switches	Kailh Jellyfish X switches, Hot-swappable PCB
Keycaps	Double-layered ABS with matte UV coating, MDA-like height
Backlight	RGB backlight with 8 light modes
Special Features	Integrated Xbox Button, Fast-mapping on Super Buttons (no software needed), Support 8BitDo Ultimate Software V2


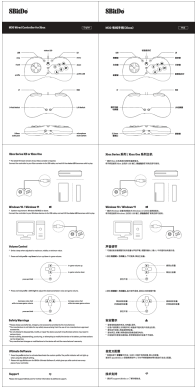
Feature	Detail
Product Dimensions	14.83 x 6.68 x 1.84 inches
Item Weight	4.29 pounds
Batteries	1 AAA battery (included)
Release Date	January 16, 2025

WARRANTY AND SUPPORT

For warranty information and technical support, please refer to the official 8BitDo website or contact their customer service directly. Keep your proof of purchase for any warranty claims.
Official 8BitDo Website: www.8bitdo.com

Related Documents - 6922621506591

	<p>8BitDo Ultimate Controller 3-Mode Xbox Edition User Manual</p> <p>Comprehensive guide for the 8BitDo Ultimate Controller, covering setup, features, and compatibility for Xbox, Windows, Android, and Apple devices. Learn about connectivity, button mapping, and troubleshooting.</p>
	<p>8BitDo USB Wireless Adapter 2 Instruction Manual</p> <p>Instruction manual for the 8BitDo USB Wireless Adapter 2, detailing controller and system compatibility, and software features.</p>
	<p>8BitDo Retro 18 Mechanical Numpad Instruction Manual</p> <p>Get started with your 8BitDo Retro 18 Mechanical Numpad. This manual covers setup, connectivity (2.4G, Bluetooth, USB), calculator mode, battery, and software updates in multiple languages.</p>
	<p>8BitDo Arcade Stick for Xbox: User Manual & Guide</p> <p>Comprehensive instruction manual for the 8BitDo Arcade Stick for Xbox, covering setup, features, button mapping, volume control, battery, and troubleshooting for Windows and Xbox consoles.</p>

	<p>8BitDo Ultimate C Wired Controller for Xbox: User Guide</p> <p>Comprehensive guide to the 8BitDo Ultimate C Wired Controller for Xbox, covering setup, features, and troubleshooting for Xbox consoles and Windows devices.</p>
	<p>8BitDo M30 Wired Controller for Xbox: Setup and Usage Guide</p> <p>Comprehensive guide for the 8BitDo M30 Wired Controller for Xbox, covering setup for Xbox consoles and Windows PCs, volume control, safety warnings, and software features.</p>