

## DOOGEE FIRE6MAX-01

# DOOGEE Fire 6 Max 5G Rugged Smartphone User Manual

Model: FIRE6MAX-01

## 1. INTRODUCTION

This manual provides essential information for the safe and efficient operation of your DOOGEE Fire 6 Max 5G Rugged Smartphone. Please read it thoroughly before using your device.

The DOOGEE Fire 6 Max is a robust 5G smartphone designed for demanding environments, featuring a large battery, thermal imaging capabilities, and a durable build.

## 2. WHAT'S IN THE BOX

Upon unboxing your DOOGEE Fire 6 Max, please verify that all items are present:

- 1 x DOOGEE Fire 6 Max Rugged Phone
- 1 x Packing Box/Manual (this document)
- 1 x Thickened Screen Protector (pre-applied or separate)
- 1 x Type-C USB Cable
- 1 x Charger (33W Fast Charger)



Image: The DOOGEE Fire 6 Max smartphone shown with its included accessories, including the charging cable and adapter.

### 3. SETUP GUIDE

#### 3.1. SIM Card Installation

1. Locate the SIM card tray on the side of the device.
2. Use the provided SIM ejector tool to open the tray.
3. Carefully place your Nano-SIM cards (supports Dual SIM) and/or microSD card (up to 2TB) into the designated slots. Ensure correct orientation.
4. Gently push the tray back into the device until it is flush.

#### 3.2. Initial Charging

Before first use, fully charge your device. Connect the Type-C USB cable to the phone's charging port and the

33W charger to a power outlet.




Image: The DOOGEE Fire 6 Max connected to its Type-C charging cable, illustrating the charging process.

### 3.3. Powering On/Off

- **To Power On:** Press and hold the Power button until the DOOGEE logo appears.
- **To Power Off:** Press and hold the Power button, then select 'Power off' from the options on the screen.

### 3.4. Initial Android 14 Setup

Follow the on-screen prompts to complete the initial setup, including language selection, Wi-Fi connection, Google account login, and security settings (facial recognition, fingerprint unlock).

# The Latest Android 14 System

Upgrade to Android 14 for enhanced privacy, security, and customizable settings.



Image: Multiple views of the DOOGEE Fire 6 Max displaying the Android 14 operating system interface.

## 4. OPERATING YOUR DEVICE

### 4.1. Display and Interaction

The device features a 6.72-inch FHD+ IPS display with a 120Hz refresh rate for smooth visuals and responsive touch. Unlock your phone using facial recognition or the side-mounted fingerprint sensor.

## AI Camera

The DOOGEE Fire 6 Max's AI camera boasts the capability to recognize and optimize 12 settings for different scenes, guaranteeing stunningly beautiful and clearer photos of people, landscapes, and various objects.



Image: A visual representation of the DOOGEE Fire 6 Max's 6.72-inch IPS display, highlighting its 120Hz refresh rate and vibrant colors.

## 4.2. Battery Management

Your Fire 6 Max is equipped with a 20,800mAh battery.

- **Fast Charging:** Use the included 33W charger for rapid power replenishment.
- **OTG Reverse Charging:** The 10W OTG reverse charging feature allows your phone to act as a power bank for other devices. Connect compatible devices using an OTG cable (sold separately).

## More Applications

From Healthcare to Adventure



Image: Illustrations demonstrating the 33W fast charging capability and the 10W OTG reverse charging feature of the DOOGEE Fire 6 Max.

## 4.3. Camera System

The Fire 6 Max features a versatile camera system:

- **Thermal Imaging Camera:** Utilizes a dual-light fusion algorithm to enhance thermal resolution from 120x160 to 1440x1080. Thermometric range: -15°C to 150°C (high quality) and 50°C to 550°C (wide range) with  $\pm 2^{\circ}\text{C}$  accuracy.
- **50MP Main Camera:** Professional anti-shake with Morpheo EIS stabilization for clear photos and 4K video recording.
- **20MP Night Vision Camera:** For clear imaging in low-light conditions.
- **8MP Wide-Angle + Macro Camera:** For diverse photographic needs.

- **16MP Front Camera:** For selfies and video calls.
- **AI Camera:** Recognizes and optimizes settings for 12 distinct scenes.

# Powerful Imaging Capability

**50MP**

Super Anti-shake Large  
Sensor Main Camera

**Thermal Imaging  
Infrared Camera**

**8MP**

Wide-Angle +  
Macro Camera

**2 × Infrared Lamps**

**20MP**

Night Vision  
Camera

**16MP**  
Front Camera



Image: A detailed view of the rear camera module of the DOOGEE Fire 6 Max, labeling the 50MP main camera, 8MP wide-angle/macro, 20MP night vision, thermal imaging infrared camera, and infrared lamps.

**IP68 • IP69K • MIL-STD-810H**



Image: An illustration detailing the thermal vision features of the DOOGEE Fire 6 Max, including 1440x1080 resolution, 12μm

pixel spacing, and thermometric range/accuracy.

#### 4.4. Flashlight and Lighting Effects

- **Dual-Top Flashlight:** A 120LM flashlight with SOS signals, strobe mode, and 5-level adjustable brightness. Includes built-in 5, 15, 30, and 60-minute timers.
- **Dynamic LED Effects:** The rear LED light flashes for incoming calls/messages, provides low-battery warnings, and indicates charging status.

## Top-mounted Flashlights

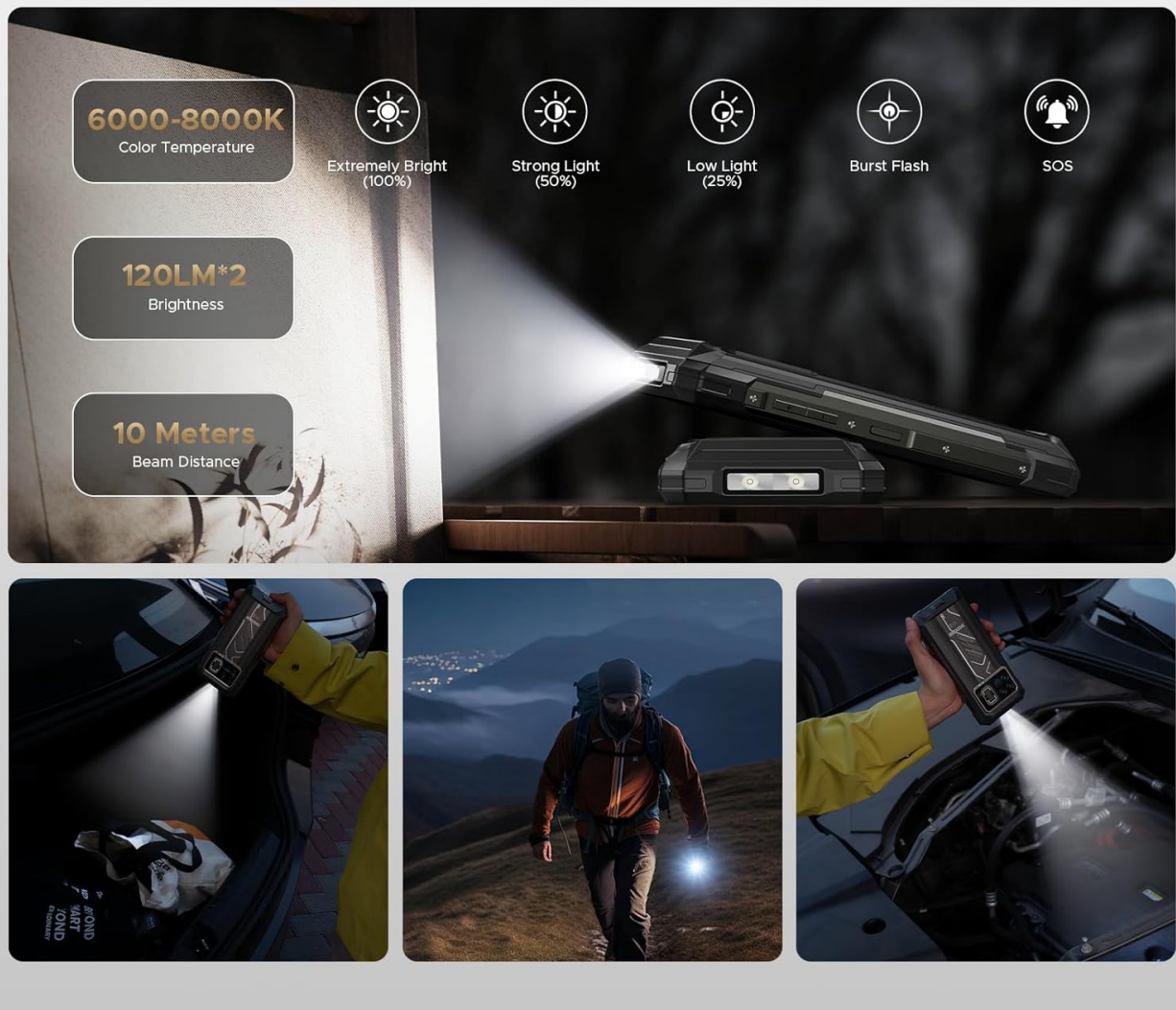


Image: The DOOGEE Fire 6 Max demonstrating its powerful top-mounted flashlight in various outdoor and utility scenarios.



Image: The rear LED lighting effects of the DOOGEE Fire 6 Max indicating battery levels (low, medium, full charge) through different blinking speeds.

#### 4.5. Performance and Storage

The device is powered by a Dimensity 7050 octa-core 6nm processor, offering 5G connectivity. It includes 20GB RAM (8GB physical + 12GB virtual) and 256GB ROM, expandable up to 2TB with a microSD card.

# Powerful Processor With Larger RAM & Storage

**256GB**  
ROM Storage

**2TB**  
Expendable Storage

**Up to 20GB RAM**  
(8GB+12GB Extended RAM)

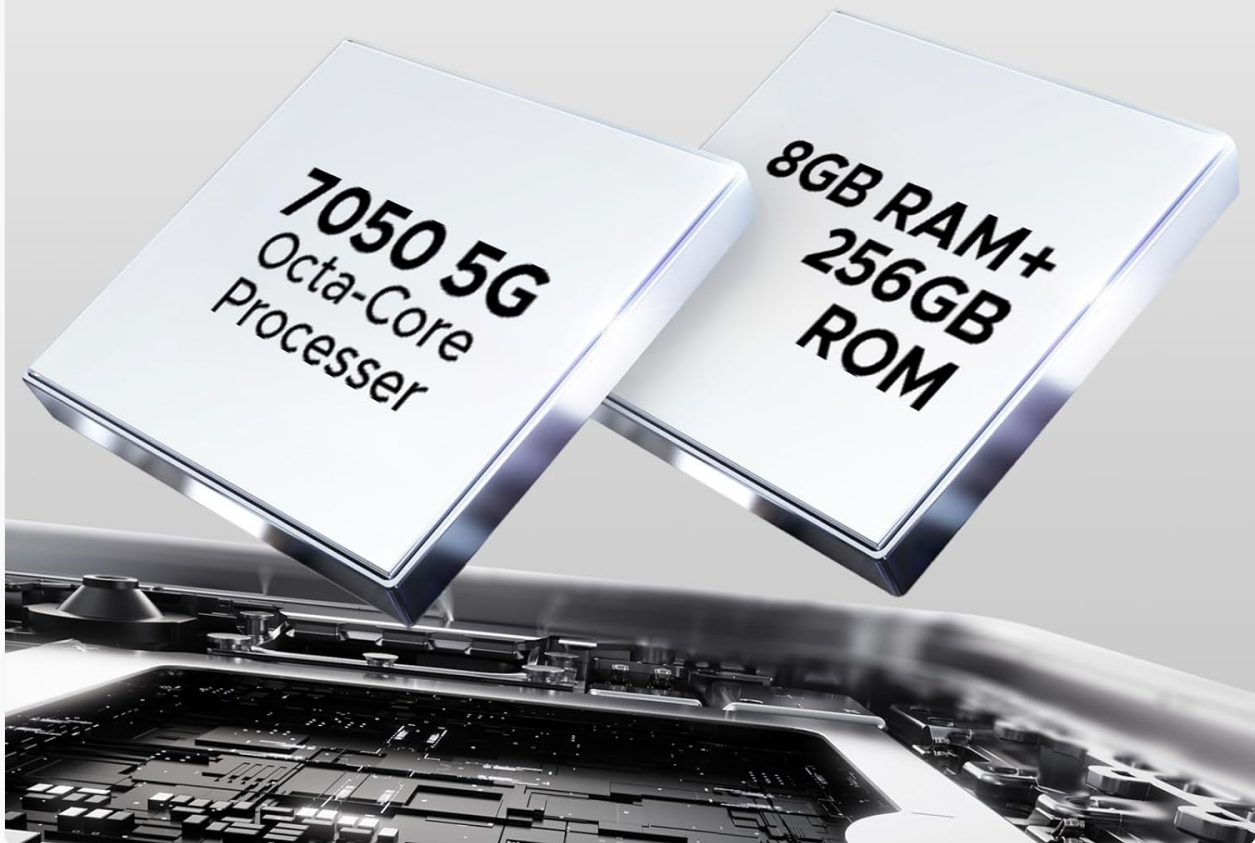


Image: A visual representation of the Dimensity 7050 5G Octa-Core Processor and the 20GB RAM (8GB+12GB Extended) and 256GB ROM storage of the DOOGEE Fire 6 Max.

## 4.6. Connectivity and Navigation

The Fire 6 Max supports Wi-Fi 6, NFC, and multiple satellite navigation systems including BeiDou, Galileo, Glonass, and GPS for precise positioning.

## 4.7. Software Features

Running on Android 14, the device offers enhanced privacy and optimized performance. Key features include:

- App Cloning
- Kids Space
- APP Lock
- Drama Mode (Video)
- Fingerprint Extension Function
- Phone Manager
- Flip Mute for calls

- Smart Answer

## 4.8. Digital Toolkit

Access a suite of utility tools:

- Compass
- Sound Meter
- Pic Hanging
- HeightMeasure
- Magnifier
- Protractor
- Plumb Bob
- Alarm bell
- Mirror
- Pedometer
- Torch

## 5. MAINTENANCE

### 5.1. Durability and Protection

The DOOGEE Fire 6 Max is certified with IP68/IP69K and MIL-STD-810H standards, providing:

- 1.5-meter drop resistance
- 1.5-meter water immersion protection (up to 30 minutes)
- 360° dust resistance



Image: The DOOGEE Fire 6 Max partially submerged in water, demonstrating its water resistance.

### 5.2. Cleaning Your Device

To clean your device, use a soft, damp cloth. Avoid harsh chemicals or abrasive materials that could damage the screen or casing. Ensure all ports are closed before cleaning with liquids.

### 5.3. Battery Care

To prolong battery life, avoid exposing the device to extreme temperatures. Charge the device regularly, but avoid leaving it fully charged or fully depleted for extended periods.

## 6. TROUBLESHOOTING

If you encounter issues with your DOOGEE Fire 6 Max, try the following basic troubleshooting steps:

- **Device not powering on:** Ensure the battery is charged. Connect to the charger and wait a few minutes before attempting to power on again.
- **Network connectivity issues:** Check if your SIM card is correctly inserted. Verify your network settings and ensure you are within network coverage.
- **App freezing or crashing:** Close the problematic app and reopen it. If the issue persists, restart your phone.
- **Screen unresponsiveness:** Restart the device. If the issue continues, perform a factory reset (note: this will erase all data).

For more complex issues or persistent problems, please refer to the Warranty and Support section for contact information.

## 7. SPECIFICATIONS

Feature	Specification
Model Name	FIRE6MAX-01
Operating System	Android 14
Processor	Dimensity 7050 5G Octa-Core (2.6 GHz)
RAM	20 GB (8GB physical + 12GB virtual)
Internal Storage	256 GB
Expandable Storage	Up to 2 TB (microSD)
Display Size	6.72 Inches
Display Resolution	2400 x 1080 FHD+
Refresh Rate	120 Hz
Main Camera	50 MP
Night Vision Camera	20 MP

Feature	Specification
Thermal Imaging Camera	1440x1080 Resolution (enhanced), -15°C to 550°C range
Front Camera	16 MP
Battery Capacity	20800 mAh
Charging	33W Fast Charging, 10W OTG Reverse Charging
Connectivity	5G, Wi-Fi 6, NFC
Navigation	GPS, Glonass, Galileo, BeiDou
Durability Ratings	IP68, IP69K, MIL-STD-810H
Dimensions	7.06 x 3.24 x 1 inches
Weight	1.17 pounds (529 grams)



## 8. WARRANTY AND SUPPORT





Your DOOGEE Fire 6 Max comes with a 2-year limited warranty and lifetime technical support. Additionally, a 30-day money-back guarantee is offered.

For technical assistance, warranty claims, or any product-related inquiries, please contact DOOGEE customer support through their official website or the contact information provided with your purchase documentation.

© 2025 DOOGEE. All rights reserved.

### Related Documents - FIRE6MAX-01

	<p><a href="#">DOOGEE FIRE6MAX User Manual</a></p> <p>Comprehensive user manual for the DOOGEE FIRE6MAX smartphone, covering setup, safety information, regulatory compliance, and technical specifications. Learn how to use your device safely and effectively.</p>
	<p><a href="#">DOOGEE S61 / S61 PRO Rugged Industrial Smartphone - Technical Specifications</a></p> <p>Explore the detailed technical specifications of the DOOGEE S61 and S61 PRO rugged industrial smartphones. Learn about their Helio G35 processor, 6.0" IPS HD+ display, advanced camera systems (including SONY IMX350), 5180mAh battery, and robust IP68/IP69K/MIL-STD-810H durability.</p>

	<p><a href="#">DOOGEE Shoot 1 Smartphone Overview and Specifications</a></p> <p>A comprehensive overview of the DOOGEE Shoot 1 smartphone, detailing its key specifications, camera features, connectivity options, dimensions, and package contents. Includes essential battery safety warnings.</p>
	<p><a href="#">DOOGEE S61 Series User Manual</a></p> <p>User manual for the DOOGEE S61 Series smartphone, providing essential information on setup, safety, and features.</p>
	<p><a href="#">DOOGEE S40 Smartphone User Manual - Official Guide</a></p> <p>Explore the DOOGEE S40 smartphone with this comprehensive user manual. Learn about setup, features like call management, screen locking, battery details, and essential safety guidelines for your DOOGEE S40.</p>
	<p><a href="#">DOOGEE T30 Max User Manual: Setup, Safety, and Maintenance Guide</a></p> <p>Comprehensive user manual for the DOOGEE T30 Max tablet, covering device overview, SIM card insertion, basic operations, language settings, SAR information, safety precautions, and maintenance tips.</p>