

redbeat D5

redbeat D5 Unlocked Android 14 Cell Phone User Manual

Model: D5
Brand: redbeat

1. INTRODUCTION

The redbeat D5 is an unlocked Android 14 smartphone designed for smooth performance and versatile use. Featuring an 8-core 1.6GHz processor, 9GB RAM, and 128GB ROM (expandable up to 1TB), it handles social media, light gaming, and multitasking efficiently. Its 6.52-inch HD+ IPS display provides clear visuals, while the 13MP main camera and 5MP front camera capture moments. Equipped with a 5000mAh battery, dual 4G SIM slots, Wi-Fi, Bluetooth 5.0, and GPS, the D5 offers comprehensive connectivity and long-lasting power.



Figure 1.1: Front and back view of the redbeat D5 smartphone, showcasing its design and key memory specifications.

2. PACKAGE CONTENTS

Upon opening your redbeat D5 package, please verify that all the following items are included:

- redbeat D5 Smartphone
- Power Adapter
- USB Cable (Type-C)
- Phone Case

3. INITIAL SETUP

3.1. Inserting SIM and MicroSD Cards

The redbeat D5 supports dual 4G SIM cards and a MicroSD card for expandable storage up to 1TB. Locate the SIM tray on the side of the device. Use the provided SIM ejector tool to open the tray. Carefully place your Nano-SIM cards and MicroSD card into their respective slots, ensuring correct orientation. Gently push the tray back into the phone until it clicks into place.

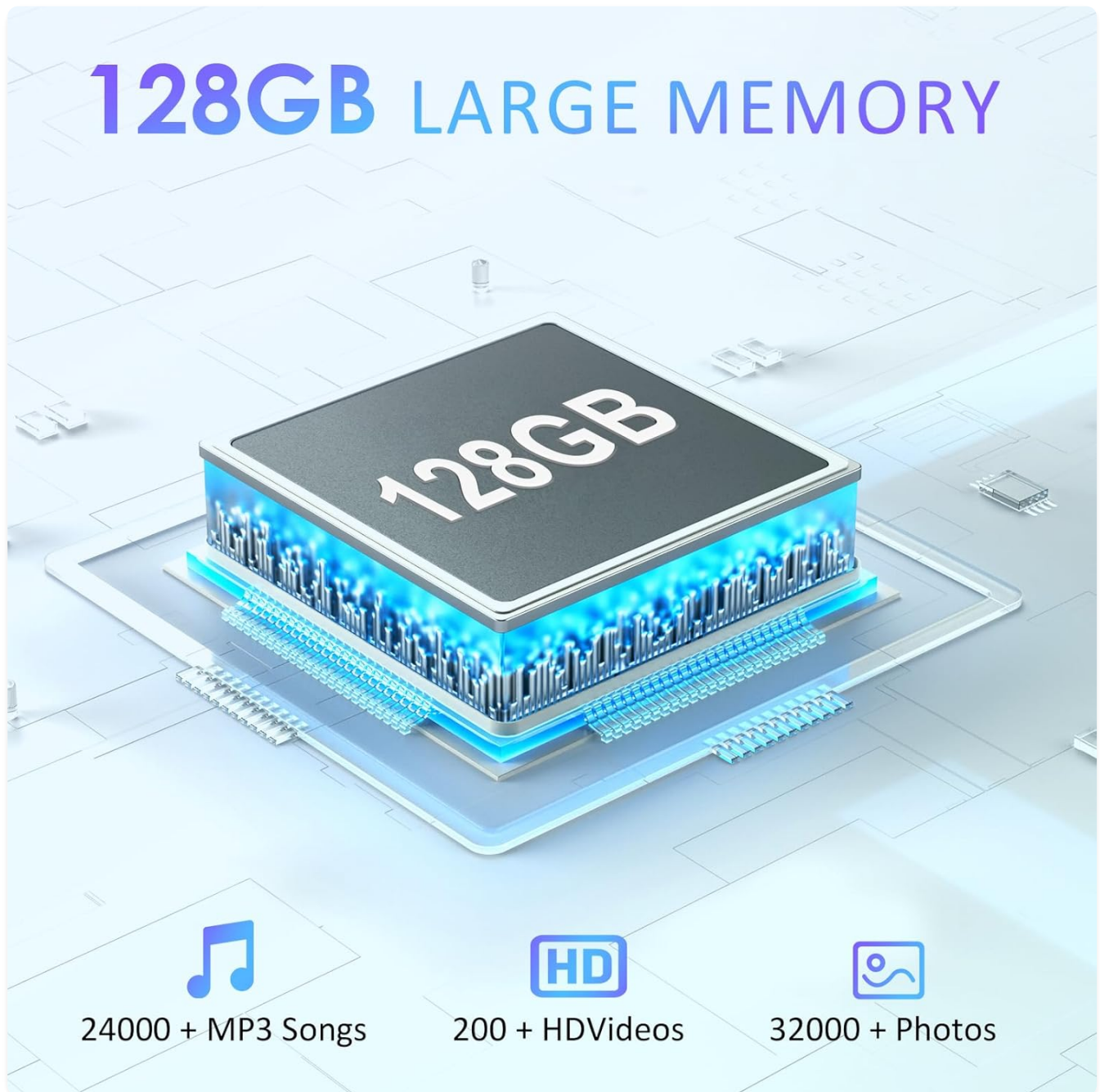


Figure 3.1: The redbeat D5 offers 128GB of internal storage, capable of holding thousands of songs, videos, and photos, with further expansion options.

3.2. Charging the Device

Before first use, it is recommended to fully charge your redbeat D5. Connect the provided USB Type-C cable to the phone's charging port and the other end to the power adapter. Plug the power adapter into a wall outlet. The charging indicator will appear on the screen. The device features a 5000mAh battery for extended usage.



35 days

35 days standby



7 days

7 days music playback



17 hours

17 hours video playback



21 hours

21 hours calling



***Data testing from Redbeat Laboratory**

Figure 3.2: The 5000mAh battery provides up to 35 days standby, 7 days music playback, 17 hours video playback, and 21 hours calling.

3.3. Powering On/Off

To power on your phone, press and hold the Power button located on the side until the redbeat logo appears. To power off, press and hold the Power button, then select 'Power off' from the options on the screen.

4. OPERATING INSTRUCTIONS

4.1. Android 14 Interface

The redbeat D5 runs on the Android 14 operating system, offering an intuitive and responsive user experience. Navigate through the interface using touch gestures: tap to select, swipe to scroll, pinch to zoom. Customize your home screen with widgets and app shortcuts.

Redbeat D5 Android 14



Latest Android 14

Android 14 9GB+128GB

6.52" HD+5000 mAh Octa Core

Support fingerprint unlocking

Face Unlock

Figure 4.1: Key features of the redbeat D5, including Android 14, memory, display, battery, processor, and biometric unlocking.

4.2. Display Features

The 6.52-inch HD+ IPS display (1280x576 resolution) provides vibrant colors and clear text. Adjust brightness, font size, and display mode through the Settings menu for optimal viewing comfort.

6.52" HD + Display



6.52" HD+
Display



269 PPI
Pixel density



20 : 9
Aspect Ratio



350cd/m2
Brightness



1500:1
Contrast



Figure 4.2: Specifications of the 6.52-inch HD+ display, detailing its pixel density, aspect ratio, brightness, and contrast.

4.3. Camera Usage

The redbeat D5 is equipped with a 13MP main camera and a 5MP front camera. Open the Camera app to capture photos and

videos. Tap the screen to focus, and use the on-screen controls to switch between modes (e.g., Photo, Video, Portrait) and adjust settings.




Figure 4.3: The redbeat D5 features a 13MP main camera and a 5MP front camera for photography and video calls.

4.4. Connectivity

The device supports various connectivity options:

- **Wi-Fi:** Connect to wireless networks for internet access. Supports 5GHz Wi-Fi for faster speeds.
- **Bluetooth 5.0:** Pair with Bluetooth devices such as headphones, speakers, or car systems.
- **4G LTE:** Utilize dual 4G SIM slots for mobile data and calls. Compatible with AT&T, T-Mobile, Mint Mobile, etc. (Note: Not compatible with Verizon/Sprint CDMA networks).
- **GPS:** Built-in GPS for navigation and location services.

OTHER 4G FREQUENCY BANDSWORLDWIDE



Android 14 System

Global frequency band,Dual 4G
with double cassette
The T-card can be expanded to 1TB



GSM: B2/3/5/8
WCDMA:B1/2/4/5/8
LTE:B1/2/3/4/5/7/8/12/17/20/28AB/40/41/66

Figure 4.4: The redbeat D5 supports a wide range of global 4G frequency bands, ensuring broad network compatibility.

4.5. Biometric Unlocking

The redbeat D5 supports both fingerprint and face unlocking for convenient and secure access to your device. Set up these features in the Security section of your phone's Settings menu.

5. MAINTENANCE AND CARE

5.1. Battery Care

To prolong the life of your 5000mAh battery:

- Avoid extreme temperatures.
- Do not let the battery drain completely before recharging regularly.
- Use only the provided charger and USB Type-C cable.

5.2. Cleaning Your Device

Use a soft, lint-free cloth to clean the screen and body of your phone. Avoid using harsh chemicals or abrasive materials, which can damage the display or finish. Keep ports free of dust and debris.

6. TROUBLESHOOTING

This section addresses common issues you might encounter with your redbeat D5 smartphone.

Problem	Possible Solution
---------	-------------------

Problem	Possible Solution
Phone does not power on	Ensure the battery is charged. Connect the phone to the charger for at least 15 minutes, then try powering on again.
Cannot connect to network / No signal	Check if SIM card is properly inserted. Verify that your carrier is supported (AT&T, T-Mobile, Mint Mobile are compatible; Verizon/Sprint are not). Try restarting the phone. Check network settings.
USB charging port issues	Ensure the USB cable is fully inserted and not damaged. Clean the port gently with a dry, soft brush to remove any debris. If issues persist, contact customer support.
Slow performance / Apps crashing	Close unused apps. Clear cache for problematic apps. Restart the phone. Ensure sufficient storage space is available.
Screen unresponsive	Restart the phone by holding the power button. If unresponsive, force restart (refer to device-specific instructions, usually holding power and volume down).

7. TECHNICAL SPECIFICATIONS

Detailed specifications for the redbeat D5 smartphone:

Feature	Specification
Model Name	D5
Operating System	Android 14
Processor	UNISOC 8-core 1.6GHz
RAM	9GB (3GB + 6GB virtual)
Internal Storage	128GB
Expandable Memory	Up to 1TB via MicroSD card
Display Size	6.52 Inches
Display Type	IPS HD+
Resolution	1280x576
Main Camera	13MP
Front Camera	5MP
Battery Capacity	5000mAh Lithium Polymer
Charging Port	Type-C
SIM Slots	Dual 4G SIM
Connectivity	4G, Wi-Fi (5GHz), Bluetooth 5.0, GPS

Feature	Specification
Special Features	Built-In GPS, Dual SIM, Expandable Memory, Mobile Hotspot Capability, Stereo Speakers, Fingerprint Unlock, Face Unlock
Item Weight	12.6 ounces (approx. 188g)
Dimensions	6.93 x 3.46 x 1.85 inches (Package)



Figure 7.1: The redbeat D5 weighs approximately 188g, comparable to the weight of three eggs.

8. WARRANTY AND SUPPORT

redbeat is committed to providing quality products and customer satisfaction.




- **1-Year Limited Warranty:** Your redbeat D5 smartphone comes with a one-year warranty covering manufacturing defects.
- **30-Day Money Back Guarantee:** Enjoy a 30-day money-back guarantee and free return policy.
- **Lifetime Customer Support:** redbeat offers lifetime customer service to assist with any queries or issues you may encounter.

Contacting Support:

For assistance, you can contact redbeat customer support through the following methods:

- Click on the name of the shop under the 'Add to cart' button on the product page and send a message via 'Ask a question' in the top right-hand corner.
- Alternatively, go to your Amazon account → order history → relevant order → contact the seller.

Related Documents

<div><div>redbeat D5</div><div></div><div>USER GUIDE</div></div>	<div>Redbeat D5 User Guide: Features, Safety, and Specifications</div> <div>Comprehensive user guide for the Redbeat D5 mobile phone, covering safety information, technical specifications, warranty details, and regulatory compliance.</div>
<div><div>Camera D5</div><div></div><div><div>operation instructions</div><div><div>Please read the user manual carefully before using this product.</div><div>The manual is for reference only, and the specific operation is subject to the actual product.</div><div>The manual is subject to an update without notice, and the updated version does not have the right to be recalled.</div></div></div></div>	<div>D5 Camera Operation Instructions and Specifications</div> <div>Comprehensive guide to the D5 camera, covering setup, button functions, modes (photo, video, MP3, Wi-Fi), product specifications, and warranty information.</div>
<div><div>redbeat</div><div>User Manual</div><div>Tablet</div><div></div><div>C1</div></div>	<div>Redbeat C1 Tablet User Manual: Specifications, Features, and Troubleshooting</div> <div>Comprehensive user manual for the Redbeat C1 tablet, covering technical specifications, product features, troubleshooting guide, safety information, and warranty details.</div>