

Ohuhu Y30-80601-11

# Ohuhu Acrylic Paint Markers Dual Tips (36 Colors) Instruction Manual

Model: Y30-80601-11

## 1. INTRODUCTION

This manual provides essential information for the proper use and care of your Ohuhu Acrylic Paint Markers. These markers feature a cotton core structure, dual tips, and 36 vibrant colors, designed for various artistic applications on multiple surfaces.



## 2. SETUP

The Ohuhu Acrylic Paint Markers are designed for immediate use without prior preparation. The cotton core structure eliminates the need for shaking or pressing, which is common with traditional paint markers.

1. **Uncap the Marker:** Simply remove the colored cap from either end of the marker to begin drawing or coloring.
2. **Color Identification:** The color of the pen cap and tail corresponds to the ink color, allowing for quick and easy selection.



Image 2.1: Markers are ready to use directly from the box.

## 3. OPERATING INSTRUCTIONS

These markers offer versatility with their dual-tip design and high-quality acrylic ink.

### 3.1 Dual Tips

- **Brush Tip (1-6mm):** This soft tip is suitable for broad strokes, large-area coloring, and detailed work, including calligraphy.
- **Dot Tip (1-5mm):** Ideal for adding standard-sized dots, enhancing mandalas, and creating various designs.

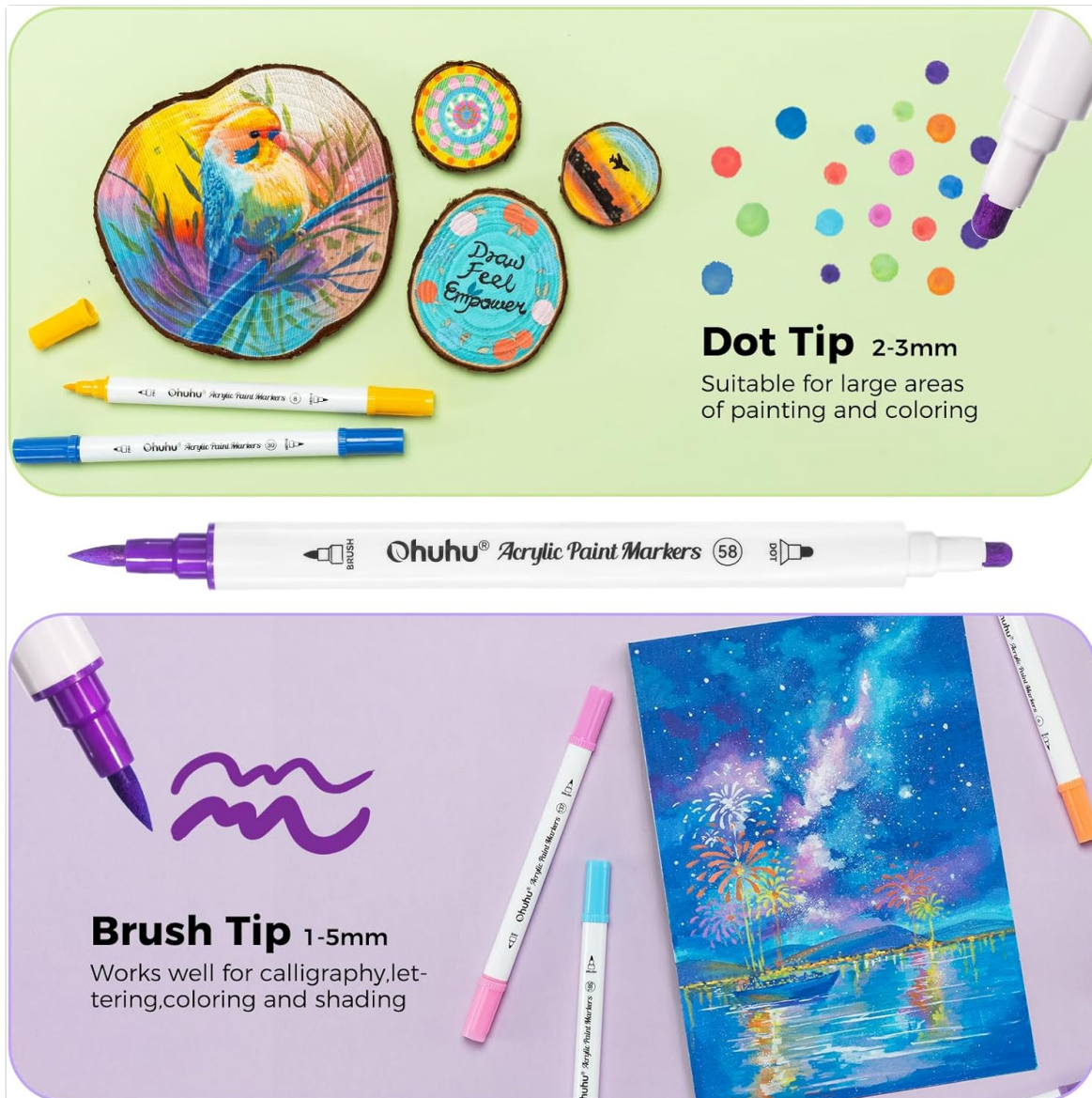


Image 3.1: Illustration of the dual brush and dot tips.

### 3.2 Versatile Application

The acrylic paint markers provide rich colors with excellent ink coverage and are designed to prevent paper penetration. They are suitable for a wide range of surfaces:

- Glass
- Plastic
- Metal
- Stone
- Wood
- Canvas
- Paper
- Gift boxes



## ✦ Versatile for Any Surface ✦



Image 3.2: Examples of marker use on diverse surfaces.

### 3.3 Product Demonstration

Watch the following video for a demonstration of the Ohuhu Acrylic Paint Markers in use:

Your browser does not support the video tag.

*Video 3.3.1: Official demonstration of Ohuhu Acrylic Paint Markers (36 Colors) showcasing their features and application.*

Your browser does not support the video tag.

*Video 3.3.2: Another official video demonstrating the Ohuhu Acrylic Paint Markers with cotton-core design.*

## 4. MAINTENANCE

To ensure optimal longevity and performance of your markers, follow these maintenance guidelines:

- **Secure the Cap:** Always secure the cap tightly on both ends of the marker after each use to prevent the ink from drying out.
- **Horizontal Storage:** Store the markers horizontally to ensure even ink distribution to both tips.
- **Waterproof Feature:** Once the ink is fully dry, it exhibits waterproof properties. Avoid wiping the

surface before the ink has completely dried.



Image 4.1: The waterproof nature of the dried acrylic ink.

## 5. TROUBLESHOOTING

If you encounter any issues with your Ohuhu Acrylic Paint Markers, consider the following:

- **Dry Tip:** Ensure the cap was securely replaced after the last use. If a tip appears dry, try gently pressing it onto a scrap piece of paper for a few seconds to encourage ink flow.
- **Uneven Ink Flow:** Confirm the markers are stored horizontally. Vertical storage can cause ink to settle, leading to uneven flow.
- **Color Not Matching Cap:** While rare, manufacturing variations can occur. Refer to the included color swatch card (if available) to verify actual ink color.

## 6. SPECIFICATIONS





Feature	Detail
---------	--------



Feature	Detail
Brand	Ohuhu
Model Number	Y30-80601-11
Item Weight	1.45 pounds
Package Dimensions	9.33 x 7.48 x 1.46 inches
Color	36 Colors
Number of Items	36
Point Type	Brush & Dot
Ink Color	36 Colors Water-based Ink
Recommended Uses	Painting
First Available Date	November 12, 2024

## 7. WARRANTY AND SUPPORT

For warranty information or customer support regarding your Ohuhu Acrylic Paint Markers, please refer to the product packaging or visit the official Ohuhu website. Contact information for support is typically provided with your purchase.

### Related Documents - Y30-80601-11

	<a href="#">Ohuhu Alcohol Markers: Explore the Honolulu &amp; Oahu Series</a> Discover the vibrant world of Ohuhu alcohol markers. This guide explores the Honolulu and Oahu series, detailing features, color codes, and tips for artists of all levels.
	<a href="#">Ohuhu Key Storage Lock Box: Setup and Usage Guide</a> Learn how to set up and use your Ohuhu Key Storage Lock Box with this comprehensive guide. Features include a 4-digit combination, secure mounting, and durable zinc alloy construction for home and garage security.
	<a href="#">Ohuhu Portable Stainless Steel Camping Stove User Manual</a> User manual for the Ohuhu Portable Stainless Steel Camping Stove, providing instructions for assembly, safety warnings, and cooking with firewood or solid alcohol for outdoor use.
	<a href="#">Ohuhu Folding Walking Cane with LED Light - User Manual, Instructions, and Safety Information</a> User manual for the Ohuhu Folding Walking Cane with LED Light. Provides instructions on light function, foot security, folding/unfolding, storage, weight limits, and critical battery safety warnings. Includes links to EU and UK Declarations of Conformity and FCC compliance information.

	<p><a href="#">Ohuhu Permanent Adhesive Vinyl User Manual &amp; Application Guide</a></p> <p>Comprehensive user manual for Ohuhu Permanent Adhesive Vinyl. Learn step-by-step instructions for designing, cutting, weeding, and transferring vinyl for crafts and decor. Compatible with Cricut and Silhouette machines.</p>
	<p><a href="#">Ohuhu Front Door Handle Set User Manual and Installation Guide</a></p> <p>Comprehensive user manual and installation guide for the Ohuhu Front Door Handle Set, detailing parts, tools, step-by-step installation, and troubleshooting for a secure and stylish door.</p>