

SOOMFON CN001

SOOMFON Stream Controller CN001 User Manual

Model: CN001

1. INTRODUCTION

The SOOMFON Stream Controller CN001 is a customizable control deck designed for content creators, streamers, and gamers. It features 15 LCD macro keys that can be programmed to trigger various actions across applications and platforms. This manual provides instructions for setup, operation, and maintenance of your device.

Key Features

- 15 Customizable LCD Keys: Each key includes an LCD screen for displaying custom images.
- Side Dashboard Display: Shows real-time information such as CPU usage and memory.
- One-Touch Operation: Execute complex actions with a single key press.
- Wide Software Compatibility: Supports OBS Studio, Twitch, YouTube, Twitter, Discord, Spotify, and Voicemod.
- Removable Stand: Allows for adjustable positioning.
- PC and Mac Compatibility: Operates with Windows 10 (64-bit or higher) and macOS Catalina 10.15 (or higher).

2. PACKAGE CONTENTS

Verify that all items are present in the package:

- SOOMFON Stream Controller x1
- USB-C Cable x1
- User Manual x1

3. SETUP

System Requirements

- Operating System: Windows 10 (64-bit or higher) or macOS Catalina 10.15 (or higher).
- Available USB-C Port.

Connecting the Device

Connect the SOOMFON Stream Controller to your computer using the provided USB-C cable. The device can be used flat on a surface or with its removable stand for an angled position. The base includes rubber feet to prevent sliding.



Image: SOOMFON Stream Controller connected to a computer via USB-C, shown with its removable stand.

Software Installation

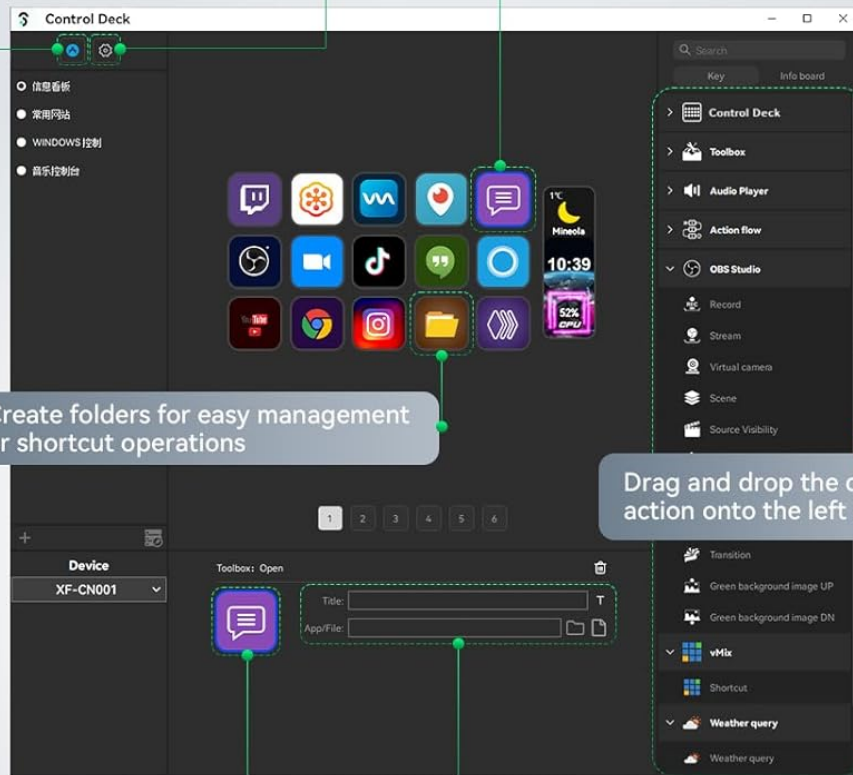
To utilize the full functionality of the Stream Controller, download and install the dedicated software. The software allows for key customization and integration with various applications.



Settings: Select the Language" option to switch between 8 languages

Control Deck Store

Enable status icon highlighting



Create folders for easy management or shortcut operations

Drag and drop the desired action onto the left button

Set the title for the button

Icon customization (single right-click to select local icons or choose from a large icon library)



Please go to the following URL to download and install before use:



Windows: sm.key123.vip/win



macOs: sm.key123.vip/mac

Image: Screenshot of the SOOMFON Control Deck software interface, displaying download links for Windows and macOS. The image also shows various application icons and software settings.

Download the software from the following URLs:

Windows: sm.key123.vip/win

macOS: sm.key123.vip/mac

4. OPERATING INSTRUCTIONS

Customizable LCD Keys

The Stream Controller features 15 LCD keys. Each key's display can be customized with images to represent its assigned function. These keys allow for quick activation of various commands and applications.



15 Customizable LCD Keys

Instantly trigger your favorite tools and platforms with a tap.



Image: Close-up of the Stream Controller's 15 LCD keys, showing various application icons.

Virtual Keyboard Layers

The device supports multiple virtual keyboard layers, allowing you to configure different sets of actions. This

enables switching between various scenes or profiles for different tasks, such as video creation, podcasting, or graphic design.



4-Layer Virtual Keyboard

Trigger multiple actions at once, automatically switch multiple scenes in an instant - video creation, podcasting, graphic design and beyond.



Image: Diagram illustrating the 4-layer virtual keyboard functionality, demonstrating how different sets of actions can be configured.

Customizable Information Dashboard

The side dashboard displays real-time information. Users can customize up to three pieces of information, such as CPU temperature, memory usage, or local weather conditions.



Customized Information Dashboard -Display Only

You can freely customize 3 pieces of information, such as: CPU temperature, memory, weather, etc.



Image: Side view of the Stream Controller, highlighting the customizable information dashboard with weather, time, and CPU percentage displayed.

Key Icon Customization

The software allows for extensive customization of key icons. You can upload your own image files or select from a library of icons to personalize the appearance of each key.



Customizable Key icons

Customize as many keyboard layouts as you like.



Image: The Stream Controller with various customizable key icons, illustrating the range of personalization options.

Software Interface Overview

The Control Deck software provides a graphical interface for managing your Stream Controller. Key features include:

- **Settings:** Select language (8 options available).
- **Status Icon Highlighting:** Enable visual feedback for active functions.
- **Folder Creation:** Organize actions and shortcuts into folders.

- **Drag and Drop:** Easily assign actions to keys.
- **Button Title:** Set custom titles for each button.
- **Icon Customization:** Right-click a button to select local icons or choose from a library.

The screenshot shows the SOOMFON Control Deck software interface. It features a dark theme with a central grid of buttons, each with a different icon. On the left, there's a sidebar with a 'Control Deck Store' button and a list of categories: '信息看板', '常用网站', 'WINDOWS控制', and '音乐控制台'. On the right, there's a 'Key' and 'Info board' section with a search bar and a list of actions: 'Control Deck', 'Toolbox', 'Audio Player', 'Action flow', 'OBS Studio', 'Record', 'Stream', 'Virtual camera', 'Scene', and 'Source Visibility'. Below this, there's a 'Transition' section with actions like 'Green background image UP', 'Green background image DN', 'vMix', 'Shortcut', 'Weather query', and 'Weather query'. At the bottom, there's a 'Device' dropdown menu showing 'XF-CN001' and a 'Toolbox: Open' button. A 'Title' field and an 'App/File' field are also visible. The interface is annotated with several callouts: 'Settings: Select the Language" option to switch between 8 languages' (pointing to the settings gear icon), 'Enable status icon highlighting' (pointing to a button with a status icon), 'Create folders for easy management or shortcut operations' (pointing to a folder icon), 'Drag and drop the desired action onto the left button' (pointing to a button being dragged), 'Set the title for the button' (pointing to the title field), and 'Icon customization (single right-click to select local icons or choose from a large icon library)' (pointing to a button).

Control Deck Store

Settings: Select the Language" option to switch between 8 languages

Enable status icon highlighting

Create folders for easy management or shortcut operations

Drag and drop the desired action onto the left button

Set the title for the button

Icon customization (single right-click to select local icons or choose from a large icon library)

Please go to the following URL to download and install before use:

Windows: sm.key123.vip/win

macOs: sm.key123.vip/mac

Image: Screenshot of the SOOMFON Control Deck software interface, highlighting various customization options.

Application Compatibility

The Stream Controller integrates with a variety of popular applications and platforms, including:

- OBS Studio
- Twitch
- YouTube
- Twitter
- Discord
- Spotify (requires active Spotify Premium account for integration)
- Voicemod



Widely Application



Image: Examples of the Stream Controller's use in live streaming, photo editing, and game programming.

5. MAINTENANCE

To ensure the longevity and optimal performance of your SOOMFON Stream Controller, follow these general maintenance guidelines:

- **Cleaning:** Use a soft, dry cloth to wipe the surface of the device. Avoid using abrasive cleaners or solvents.
- **Storage:** Store the device in a cool, dry place away from direct sunlight and extreme temperatures.
- **Handling:** Avoid dropping the device or subjecting it to strong impacts.

6. TROUBLESHOOTING

If you encounter issues with your Stream Controller, consider the following common solutions:

- **Device Not Recognized:** Ensure the USB-C cable is securely connected to both the Stream Controller and your computer. Try a different USB port or cable.
- **Software Issues:** Verify that you have installed the correct software version for your operating system. Restart the software or your computer. Check for software updates.
- **Keys Not Responding:** Confirm that the keys are properly configured within the software. Ensure the correct profile or layer is active.
- **Application Integration Problems:** Check the specific application's settings to ensure it is configured to work with external controllers. For Spotify, confirm an active Premium account.

If problems persist, refer to the customer support section for further assistance.

7. SPECIFICATIONS

Feature	Detail
Model Name	Stream Controller
Item Model Number	CN001
Brand	SOOMFON
Connectivity Technology	USB-C
Keyboard Description	Macro
Special Feature	15 Macro Keys, LCD Buttons
Compatible Devices	PC (Windows 10 64-bit or higher), Mac (macOS Catalina 10.15 or higher)
Recommended Uses	Gaming, Multimedia
Color	White
Material	Plastic
Item Weight	10.9 ounces
Package Dimensions	5.83 x 5.79 x 2.13 inches

8. WARRANTY AND SUPPORT







Warranty Information

The SOOMFON Stream Controller CN001 comes with a 2-year product guarantee. This warranty covers manufacturing defects and ensures the product meets its specified performance standards under normal use.

Customer Support

For any issues during setup or use, or for warranty claims, please contact our customer support team. Our team is available to assist you with product inquiries and technical support.
Contact information for customer support can typically be found on the SOOMFON official website or through your purchase platform.

Related Documents - CN001

	Stream Controller Quick Start Guide A concise guide to setting up and using the Stream Controller.
	SOOMFON Stream Controller SE CN002 Quick Start Guide - Setup and Usage Get started quickly with the SOOMFON Stream Controller SE (Model CN002). This guide provides essential information on setup, software installation, and basic operation for streamers, including specifications and warranty details.
	Soomfon SF-BT013 Wireless Audio Streaming Box: User Manual & Guide Comprehensive user manual for the Soomfon SF-BT013 Audio Streaming Box, a versatile Bluetooth transmitter and receiver for home appliances. Learn how to connect, use TX/RX/Bypass modes, troubleshoot issues, and understand FCC compliance.
	SOOMFON SF-BT013 Audio Streaming Box User Manual - Wireless Transmitter & Receiver Comprehensive user manual for the SOOMFON SF-BT013 Audio Streaming Box, a 2-in-1 Bluetooth transmitter and receiver. Learn how to set up and use its RX, TX, and Bypass modes for seamless wireless audio.
	SOOMFON BT17 Audio Streaming Box User Manual User manual for the SOOMFON BT17 Audio Streaming Box, a 3-in-1 Bluetooth 5.0 audio adapter with LCD display, supporting Optical, AUX, and RCA connections, and bypass mode.
	Soomfon SF-MP008 Live Sound Card and Microphone Set User Manual Comprehensive user manual for the Soomfon SF-MP008 live sound card and microphone set, detailing features, specifications, connections, and troubleshooting for podcasting, live streaming, and recording.

Documents - SOOMFON – CN001



[Stream Controller Quick Start Guide](#)
A concise guide to setting up and using the Stream Controller.
lang: score:23 filesize: 3.88 M page_count: 1 document date: 2024-08-28

