



Manuals.plus /

› Momcozy /

› Momcozy WN05 Baby Sound Machine and Night Light User Manual

Momcozy WN05

Momcozy WN05 Baby Sound Machine and Night Light User Manual

Model: WN05

INTRODUCTION

The Momcozy WN05 Baby Sound Machine and Night Light is designed to create a calming environment for infants and toddlers, promoting better sleep habits. This device combines a sound machine with 34 soothing sounds, a multi-color night light, a sunrise alarm, and app control for personalized settings. It also functions as a wireless speaker.

SAFETY INFORMATION

- Ensure the device is placed on a stable, flat surface away from water or excessive moisture.
- Keep out of reach of infants and young children to prevent entanglement with cords or accidental ingestion of small parts.
- Use only the provided power adapter. Do not use damaged cords or plugs.
- Do not attempt to disassemble or repair the device yourself. Contact customer support for assistance.
- Unplug the device during lightning storms or when unused for extended periods.

PRODUCT OVERVIEW

The Momcozy WN05 features an intuitive design with both physical buttons and comprehensive app control. It includes a digital clock display and a curved light panel.



Image: The Momcozy WN05 device shown alongside a smartphone displaying its control application.

Components

- Sound Machine Unit
- Power Adapter
- User Manual (this document)

Controls and Display

The device features a digital clock display and a series of buttons on its top surface for direct control. Full functionality and customization are available via the Momcozy app.



Image: Diagram illustrating the layout and functions of the physical buttons on the device.

- **My Favorites Button:** Quickly access saved sound and light combinations.

- **Light On/Off & Switch Light Modes Button:** Toggles the light and cycles through available light modes.
- **Alarm On/Off Button:** Activates or deactivates the alarm.
- **Brightness + / - Buttons:** Adjusts the light brightness.
- **Sound On/Off Button:** Toggles the sound.
- **Next Sound Button:** Skips to the next sound in the playlist.
- **Volume + / - Buttons:** Adjusts the sound volume.

SETUP

1. Power Connection

1. Connect the provided power adapter to the device's power input port.
2. Plug the adapter into a standard electrical outlet. The device will power on and the digital clock will display.

2. App Download and Pairing

For full control and advanced features, download the Momcozy app and pair it with your device.

1. Download the **Momcozy App** from your smartphone's app store (iOS or Android).
2. Open the app and create an account or log in.
3. Follow the in-app instructions to add a new device. Ensure your smartphone's Wi-Fi and Bluetooth are enabled.
4. The app will guide you through connecting the WN05 to your home Wi-Fi network.



Image: Screenshots of the Momcozy app interface, showing options for sound, light, and custom settings.

OPERATING INSTRUCTIONS

1. Sound and Light Combinations

The device offers 34 soothing sounds and various light modes to create a personalized sleep environment.

- **Sounds:** Choose from 5 white noise options, 3 fan sounds, 13 nature sounds, and 13 soothing tones.
- **Light Modes:** Select from dynamic light effects such as Rainbow, Ocean Wave, Ripple, Shooting-Star, Starry Night, Firework, and Flame, or choose from over 20 regular light colors.

Maximize Sleep and Naptime with **34** Soothing Sounds



5 White
Noise


3 Fan
Sounds

13 Nature
Sounds

13 Soothing
Tones

100 Volume
Levels

Image: The sound machine positioned near a baby's crib, providing a calming atmosphere.




Gentle Sunrise Alarm

More Features You'll Love



Dimmable Night Light



Dimmable Digital Clock

Image: Multiple Momcozy WN05 units showcasing different dynamic light effects.

2. Time-for-Bed and Time-to-Rise Cues

Utilize customizable light and sound schedules to establish healthy routines for your child.

- Set specific light colors and sounds to signal bedtime or wake-up times.

- For example, a green light can indicate dinner time, while a red light can signal the end of screen time.

Healthy Sleep Habits Start Early

With custom cues for bedtime
and waking up

- Time-to-Rest
- Time-to-Rise
- Wireless Speaker
- Sunrise Alarm

Image: The sound machine on a nightstand next to a sleeping child, aiding in sleep routines.

3. App Control Features

The Momcozy app provides comprehensive control over all device functions.

- Adjust sounds, lights, and volume remotely.
- Set Wake-Up Light alarms and timers.
- Create and manage custom light-and-sound schedules.
- Access additional light color options and customization features.
- Enable child lock to prevent accidental changes.

Works Great Alone, Better Together



Image: A hand interacting with the Momcozy app to control the sound machine.

4. Wireless Speaker Function

The device can function as a Bluetooth speaker, allowing you to stream audio from your smartphone or other Bluetooth-enabled devices.

- Pair your smartphone with the WN05 via Bluetooth settings.
- Play music, audiobooks, or podcasts through the device's speaker.

Stream Their Favorite Music or Bedtime Stories

Via the built-in wireless speaker




Image: A child playing in a room, with the sound machine used as a wireless speaker.

5. Dimmable Night Light and Digital Clock

The integrated night light and digital clock offer convenience and comfort.

- **Night Light:** Provides soft, dimmable illumination for nighttime feedings or diaper changes.

- **Digital Clock:** Displays the time with adjustable brightness, allowing for quick checks without disturbing sleep.




Gentle Sunrise Alarm

More Features You'll Love



Dimmable Night Light



Dimmable Digital Clock

Image: The device functioning as a night light, a dimmable clock, and a sunrise alarm.

- To clean the device, unplug it from the power source.
- Wipe the exterior with a soft, dry cloth. Do not use abrasive cleaners or immerse the device in water.
- Keep the device free from dust and debris to ensure optimal performance.

TROUBLESHOOTING

Problem	Possible Cause	Solution
Device does not power on.	Power adapter not connected or faulty outlet.	Ensure the power adapter is securely plugged into the device and a working electrical outlet. Try a different outlet.
Cannot connect to Wi-Fi or app.	Incorrect Wi-Fi password, weak signal, or temporary network issue.	Verify Wi-Fi password. Ensure the device is within range of your Wi-Fi router. Restart your router and the sound machine. Re-attempt pairing through the app.
Sound stops unexpectedly.	Timer setting, app connectivity issue, or device malfunction.	Check if a timer is set in the app. Ensure stable Wi-Fi connection. If the issue persists, unplug the device for 10 seconds and plug it back in.
Light settings are glitchy or flash.	App or device software issue.	Ensure the app is updated to the latest version. Restart the device by unplugging and re-plugging it. If the problem continues, contact customer support.
Bluetooth speaker not connecting.	Device not in pairing mode, or already connected to another device.	Ensure Bluetooth is enabled on your phone and the sound machine is discoverable. Disconnect from other Bluetooth devices.

SPECIFICATIONS

Feature	Detail
Model Number	WN05
Product Dimensions	9.84 x 7.1 x 3.6 inches
Item Weight	1.65 Pounds (1.7 Pounds listed elsewhere, refer to packaging for exact)
Power Source	AC Adapter (included)
Batteries	1 LR44 battery required (included)
Connectivity	Wi-Fi, Bluetooth
Sound Options	34 (White Noise, Fan Sounds, Nature Sounds, Soothing Tones)
Light Options	Dynamic light effects (e.g., Rainbow, Ocean Wave), 20+ regular colors
Manufacturer	Momcozy

WARRANTY AND SUPPORT

Momcozy products are designed for reliability and performance. For specific warranty details, please refer to the warranty card included with your product or visit the official Momcozy website. If you encounter any issues or require technical

assistance, please contact Momcozy customer support through their official channels.