

LINGXIAO 56WUA400-II(2.5*2)

User Manual for LINGXIAO 2-Speed SPA Pump

Model: 56WUA400-II(2.5*2)

1. INTRODUCTION

This manual provides essential information for the safe and efficient operation, installation, and maintenance of your LINGXIAO 2-Speed SPA Pump, Model 56WUA400-II(2.5*2). This pump is designed for hot tub and spa applications, offering both low and high-speed operation for optimal performance and energy efficiency. Please read this manual thoroughly before installation and use to ensure proper function and longevity of the product.

2. SAFETY INSTRUCTIONS

WARNING: Failure to follow these instructions can result in serious injury, death, or property damage.

- **Electrical Safety:** All electrical wiring must be performed by a qualified electrician and comply with all local and national electrical codes. Ensure the power supply matches the pump's voltage requirements (220-240V/60Hz). Always disconnect power before servicing the pump.
- **Water Hazards:** Do not operate the pump if water is present around the motor or electrical connections. Ensure proper sealing of all plumbing connections to prevent leaks.
- **Installation:** Install the pump in a dry, well-ventilated area, protected from direct sunlight and extreme weather. Ensure the pump is securely mounted to prevent vibration and movement.
- **Children and Pets:** Keep children and pets away from the pump and its operating area.
- **Maintenance:** Only perform maintenance procedures described in this manual. For complex issues, contact qualified service personnel.

3. PRODUCT OVERVIEW

The LINGXIAO 2-Speed SPA Pump is a robust and efficient solution for hot tub and spa water circulation. It features a pure copper winding motor for extended service life and quiet operation, along with UL, CUL, and ETL certifications for safety and quality.



Figure 3.1: LINGXIAO 2-Speed SPA Pump, showing the motor and wet end components.

Key features include:

- **Dual Speed Operation:** Provides both low (0.75HP) and high (4.0HP) speeds for versatile use and energy efficiency.
- **High Flow Rate:** Capable of a maximum flow rate of 202 Gallons Per Minute (GPM).
- **Durable Motor:** Equipped with a pure copper winding motor and Anti-Creep Bearing for long-lasting, quiet performance. Includes a thermal protector from Texas Instruments.
- **Certifications:** UL, CUL, ETL certified for safety and reliability.
- **Standard Connections:** Features 2.5-inch intake and 2-inch discharge ports for compatibility with common spa plumbing systems.

LX PUMP PURE COPPER SPA MOTOR

- UL, CUL,ETL Certified

- Pure copper winding

- 80,000 capacitance cycle tests

- Wet end make of Engineering grade plastic



MODEL: 56WUA400-II (2.5*2)

Figure 3.2: Close-up of the LX SPA Pump motor, highlighting UL, CUL, ETL certifications and pure copper winding.

4. SETUP AND INSTALLATION

Proper installation is crucial for the pump's performance and safety. It is recommended that installation be performed by a qualified professional.

4.1 Unpacking and Inspection

Carefully remove the pump from its packaging. Inspect for any signs of shipping damage. Ensure all included components are present: 2-inch union (one), 2.5-inch union (one), User Manual, Warranty card, and Wiring instructions.

4.2 Mounting the Pump

Mount the pump on a solid, level surface to minimize vibration. Ensure there is adequate space around the pump for ventilation and future maintenance.

INSTALLATION DIMENSIONS

IDENTICAL TO PUMPS FROM SPA FACTORIES




Figure 4.1: Detailed installation dimensions for the LINGXIAO SPA Pump, showing length, width, and height measurements for proper placement.

4.3 Plumbing Connections

The pump features a 2.5-inch intake and a 2-inch discharge. Use the provided unions to connect the pump to your spa's plumbing system. Ensure all connections are watertight using appropriate sealants and tightening methods.



Figure 4.2: Illustration of the 2.5-inch intake and 2-inch discharge plumbing connections, demonstrating water flow direction.

The discharge location can be adjusted to 9:00, 12:00 (factory default), or 3:00 positions to suit your plumbing configuration.

4.4 Electrical Wiring

Connect the pump to a dedicated 220-240V/60Hz electrical circuit. Refer to the included wiring instructions and consult a qualified electrician to ensure correct and safe electrical connections. The pump operates at 4.4A on low speed and 12A on high speed.

5. OPERATING INSTRUCTIONS

Once properly installed and wired, the pump is ready for operation.

5.1 Initial Start-Up

Before starting the pump for the first time, ensure the spa is filled with water and all valves are open to allow water to flow

freely to and from the pump. This will prime the pump and prevent dry running.

5.2 Speed Selection

This is a 2-speed pump. The speed selection is typically controlled by your spa's control system. Refer to your spa's main control panel manual for instructions on switching between low and high speeds.

- **Low Speed:** Ideal for filtration cycles and maintaining water temperature with reduced energy consumption. Input power: 0.75HP.
- **High Speed:** Used for jet operation, heating, and rapid water circulation. Input power: 4.0HP.

The pump provides a minimum flow of 90 GPM and a maximum flow of 202 GPM, depending on the selected speed and plumbing resistance.

6. MAINTENANCE

Regular maintenance ensures the longevity and efficient operation of your LINGXIAO SPA Pump.

- **Regular Inspection:** Periodically check the pump for any signs of leaks, unusual noises, or excessive vibration.
- **Cleanliness:** Keep the area around the pump clean and free of debris to ensure proper ventilation.
- **Winterization:** In colder climates, follow proper winterization procedures for your spa and pump to prevent freezing damage. This typically involves draining the pump and plumbing lines.
- **Impeller Check:** If flow rate decreases, inspect the impeller for any obstructions. Always disconnect power before accessing the impeller.

7. TROUBLESHOOTING

This section addresses common issues you might encounter with your SPA pump. For problems not listed here or if solutions do not resolve the issue, please contact LINGXIAO PUMP Support.

Problem	Possible Cause	Solution
Pump does not start	No power, tripped breaker, faulty wiring, seized motor.	Check power supply and circuit breaker. Verify wiring connections. If motor is seized, contact support.
Pump is noisy	Air in system, cavitation, worn bearings, debris in impeller.	Ensure pump is primed and no air is trapped. Check for obstructions in plumbing. If noise persists, contact support.
Low water flow	Clogged filter, closed valve, air lock, obstructed impeller.	Clean or replace filter. Ensure all valves are open. Bleed air from the system. Check impeller for debris.
Pump leaks	Loose plumbing connections, worn seals.	Tighten plumbing unions. If seals are worn, professional replacement may be required.

8. SPECIFICATIONS

Attribute	Detail
Brand	LINGXIAO
Model Number	56WUA400-II(2.5*2)

Attribute	Detail
Power Source	AC
Voltage	220-240 Volts / 60Hz
Wattage	3 KW
Horsepower (Low Speed)	0.75 HP
Horsepower (High Speed)	4.0 HP
Amperage (Low Speed)	4.4A
Amperage (High Speed)	12A
Maximum Flow Rate	202 Gallons Per Minute (GPM)
Intake Connection	2.5 inches
Discharge Connection	2 inches
Product Dimensions (L x W x H)	16.42"L x 8.74"W x 8.9"H
Item Weight	39.1 pounds
Material	Acrylonitrile Butadiene Styrene (ABS)
Color	Black
Certifications	UL, CUL, ETL

9. WARRANTY AND SUPPORT

LINGXIAO PUMP stands behind the quality of its products.

- **1-Year Warranty:** This product comes with a 1-year full replacement protection warranty.
- **Technical Support:** LINGXIAO PUMP has over 40 years of experience with SPA pumps and can provide expert technical support for installation, operation, and troubleshooting.
- **Contact Us:** Should you require any assistance or have questions, please feel free to contact LINGXIAO PUMP Support through the Amazon "Ask a question" feature. We are committed to providing support and resolving any issues within 24 hours.

ONLINE WARRANTY



1-Year
FULL REPLACEMENT
PROTECTION



24H
SERVICE

LINGXIAO[®]
CARE









RAPID
LOGISTICS



INDUSTRY
TECHNICIAN
SUPPORT

Figure 9.1: LINGXIAO Care highlights 1-Year Warranty, 24H Service, Rapid Delivery, and Industry Technician Support.

 <p>LINGXIAO Variable Speed Pumps Instruction Manual</p> <p>READ CAREFULLY AND FOLLOW THIS INSTRUCTION KEEP THIS INSTRUCTION FOR FUTURE REFERENCE</p>	<p>LINGXIAO Variable Speed Pumps Instruction Manual - Relaax Series</p> <p>Comprehensive instruction manual for LINGXIAO Relaax series variable speed pool pumps (Relaax130-VS, Relaax220-VS, Relaax390-VS), covering installation, operation, maintenance, safety, troubleshooting, and technical specifications.</p>
 <p>HydroMaster</p> <p>OWNER'S GUIDE SAFETY INSTRUCTIONS</p> <p>READ CAREFULLY AND FOLLOW THIS INSTRUCTION KEEP THIS INSTRUCTION FOR FUTURE REFERENCE</p>	<p>HydroMaster High Performance Spa Pump 240V Owner's Guide and Safety Instructions</p> <p>Comprehensive owner's guide for the HydroMaster 240V spa pump, detailing important safety instructions, pump wiring, installation tips, and troubleshooting guidance. Includes model numbers BX4118-S2 and 56WUA400-I.</p>
 <p>DELIVERY OF YOUR HOT TUB</p> <p>h2o VISIT OUR WEBSITE WWW.H2OSPAS.COM OR CALL US ON 0203 900 0200</p>	<p>H2O Spa Hot Tub Delivery and Installation Guide</p> <p>Comprehensive guide from H2O Spa on the delivery process, installation requirements, and what you need to do for a successful hot tub setup. Learn about kerbside delivery, delivery & position, and delivery & installation options.</p>
 <p>2024 BULLFROG SPAS PRE-DELIVERY GUIDE</p> <p>bullfrog</p>	<p>2024 Bullfrog Spas Pre-Delivery Guide</p> <p>A comprehensive guide for preparing Bullfrog Spas for delivery, covering site preparation, location selection, and electrical requirements for various models including M, A, X, and S series.</p>
 <p>Lay-Z-Spa MAURITIUS AIRJET PORTABLE SPA</p>	<p>Lay-Z-Spa Mauritius AirJet Portable Spa - Features and Specifications</p> <p>Discover the Lay-Z-Spa Mauritius AirJet Portable Spa, a 5-7 person inflatable hot tub with 180 bubble jets, smart app control, and Freeze Shield technology for year-round use. Learn about its features, specifications, and setup.</p>
 <p>QCA SPAS PRE-DELIVERY GUIDE</p> <p>QCA Spas</p>	<p>QCA Spas Pre-Delivery and Installation Guide</p> <p>A comprehensive guide for QCA Spas owners, detailing pre-delivery preparations, site selection, foundation requirements, delivery procedures, and electrical installation. Ensure a smooth setup for your new QCA Spa.</p>